

Test Of: Ericsson AB
RBS 2308 1900 MHz
To: FCC Part 24: 2005

Appendix 3. Photographs of EUT

This appendix contains the following photographs:

Photo Reference Number	Title
PHT/71622JD11/001	RBS2308 Cabinet with Shields and Mounting Base. Front View
PHT/71622JD11/002	RBS2308 Cabinet with Shields Removed. Front View
PHT/71622JD11/003	RBS2308 Cabinet with Mounting Base. Open View
PHT/71622JD11/004	RBS2308 Cabinet with Mounting Base. Back View
PHT/71622JD11/005	Mounting Base. Front View
PHT/71622JD11/006	Mounting Base PSU. Internal View
PHT/71622JD11/007	FCC Identifier Label
PHT/71622JD11/008	IXU-21. Front View
PHT/71622JD11/009	IXU-21. Back View
PHT/71622JD11/010	RRU-M19 EDGE. Front View
PHT/71622JD11/011	RRU-M19 EDGE. Back View
PHT/71622JD11/012	RRU-M19 EDGE. Open View
PHT/71622JD11/013	Digital Radio Access Board 1. Front View
PHT/71622JD11/014	Digital Radio Access Board 1. Back View
PHT/71622JD11/015	Digital Radio Access Board 2. Front View
PHT/71622JD11/016	Digital Radio Access Board 2. Back View
PHT/71622JD11/017	Duplex Filter 1. Front View
PHT/71622JD11/018	Duplex Filter 1. Back View
PHT/71622JD11/019	Duplex Filter 2. Front View
PHT/71622JD11/020	Duplex Filter 2. Back View
PHT/71622JD11/021	PSU. Front View
PHT/71622JD11/022	PSU. Back View
PHT/71622JD11/023	PSU. Internal View
PHT/71622JD11/024	Radio Interface Board. Front View
PHT/71622JD11/025	Radio Interface Board. Back View
PHT/71622JD11/026	Y Interface Board. Front View
PHT/71622JD11/027	Y Interface Board. Back View
PHT/71622JD11/028	Power Interface Board. Front View
PHT/71622JD11/029	Power Interface Board. Back View
PHT/71622JD11/030	Radiated Spurious Emissions 1
PHT/71622JD11/031	Radiated Spurious Emissions 2

Test Of: Ericsson AB
RBS 2308 1900 MHz
To: FCC Part 24: 2003

PHT/71622JD11/001 RBS2308 Cabinet with Shields and Mounting Base. Front View



Test Of: Ericsson AB
RBS 2308 1900 MHz
To: FCC Part 24: 2005

PHT/71622JD11/002 RBS2308 Cabinet with Shields Removed. Front View




Test Of: Ericsson AB
RBS 2308 1900 MHz
To: FCC Part 24: 2003

PHT/71622JD11/003 RBS2308 Cabinet with Mounting Base. Open View




Test Of: Ericsson AB
RBS 2308 1900 MHz
To: FCC Part 24: 2005

PHT/71622JD11/004 RBS2308 Cabinet with Mounting Base. Back View




Test Of: Ericsson AB
RBS 2308 1900 MHz
To: FCC Part 24: 2003

PHT/71622JD11/005 Mounting Base. Front View



Test Of: Ericsson AB
RBS 2308 1900 MHz
To: FCC Part 24: 2005

PHT/71622JD11/006 Mounting Base PSU. Internal View



Test Of: Ericsson AB
RBS 2308 1900 MHz
To: FCC Part 24: 2003


PHT/71622JD11/007 FCC Identifier Label



Test Of: Ericsson AB
RBS 2308 1900 MHz

To: FCC Part 24: 2005

PHT/71622JD11/008 IXU-21. Front View



Test Of: Ericsson AB
RBS 2308 1900 MHz
To: FCC Part 24: 2003

PHT/71622JD11/009 IXU-21. Back View



Test Of: Ericsson AB
RBS 2308 1900 MHz
To: FCC Part 24: 2005

PHT/71622JD11/010 RRU-M19 EDGE. Front View

