



# Internal photographs

## Power Supply Connectors/Fan Shelf View





CDU G-19 shelf view










Power Supply/DXU 21-A/IDM-01 shelf view




Front/Top view of dTRU-19 EDGE





Back/Bottom view of dTRU-19 EDGE



Top view of dTRU-19 EDGE, plastic cover removed






Top view of dTRU-19 EDGE, front cover removed






Internal view of removed heatsinks/casings






Top view of dTRU-19 EDGE PCB






Bottom view of dTRU-19 EDGE PCB



Front/Top view of CDU-19





Back/Bottom view of CDU-19

