

Test Setup Photos: Bosch  
FCC ID: B5DM532  
IC: 1321A-BTR240

Conducted Emissions #1



Conducted Emissions #2




### Conducted RF Measurements




### Radiated Tests above 1 GHz with Magnetic Whip Antenna #1



Radiated Tests above 1 GHz with Magnetic Whip Antenna #2




Radiated Tests above 1 GHz with Patch Antenna #1



Radiated Tests above 1 GHz with Patch Antenna #2



Radiated Tests above 1 GHz with Rubber Duck Antenna #1



Radiated Tests above 1 GHz with Rubber Duck Antenna #2



Radiated Tests below 1 GHz with Magnetic Whip Antenna #1




### Radiated Tests below 1 GHz with Magnetic Whip Antenna #2




### Radiated Tests below 1 GHz with Patch Antenna #1



Radiated Tests below 1 GHz with Patch Antenna #2



Radiated Test below 1 GHz with Rubber Duck Antenna #1



Radiated Test below 1 GHz with Rubber Duck Antenna #2

