



**APPENDIX 3: Photographs of test setup**

**Conducted emission**



**Photo 1**



**Photo 2**

---

**UL Japan, Inc.**

**Head Office EMC Lab.**

4383-326 Asama-cho, Ise-shi, Mie-ken 516-0021 JAPAN

Telephone : +81 596 24 8116

Facsimile : +81 596 24 8124

### Radiated emission




Photo 1




Photo 2

---

**UL Japan, Inc.**

**Head Office EMC Lab.**

4383-326 Asama-cho, Ise-shi, Mie-ken 516-0021 JAPAN

Telephone : +81 596 24 8116

Facsimile : +81 596 24 8124

### Worst Case Position

Below 30MHz      Y-axis  
Above 30MHz    Horizontal:Y-axis / Vertical:Y-axis


**X-axis**



**Y-axis**



**Z-axis**



**With/Without Tag**



**With Tag**



**Without Tag**

**End of Report**

---

**UL Japan, Inc.**

**Head Office EMC Lab.**

4383-326 Asama-cho, Ise-shi, Mie-ken 516-0021 JAPAN

Telephone : +81 596 24 8116

Facsimile : +81 596 24 8124