


APPENDIX 1: Photographs of test setup


Conducted Emission
With Cradle
Front




Side



Conducted Emission
With Multi-Function Center
Front




Side




Spurious Emission (Radiated)

Front



Rear



Worst Case Position (Horizontal: Z-axis/ Vertical:Y-axis)

X-axis



Y-axis



Z-axis

