



APPENDIX 1: Photographs of test setup

Conducted Emission

Front



Side




Spurious Emission (Radiated)

Front




Rear




Worst Case Antenna Position (Horizontal: 0 deg./ Vertical: 90 deg.)

0 deg.



90 deg.



180 deg.

