



PHOTOGRAPHS OF THE TEST CONFIGURATION



CONDUCTED EMISSION TEST





RADIATED EMISSION TEST BELOW 1GHz
(WLAN 2.4GHz)




RADIATED EMISSION TEST ABOVE 1GHz
(WLAN 2.4GHz)



RADIATED EMISSION TEST BELOW 1GHz
(WLAN 5GHz)
(5180-5240MHz & 5260-5320MHz & 5500-5700MHz)





RADIATED EMISSION TEST ABOVE 1GHz
(WLAN 5GHz)
(5180-5240MHz & 5260-5320MHz & 5500-5700MHz)



RADIATED EMISSION TEST BELOW 1GHz

(WLAN 5GHz)


(5745-5825MHz)





RADIATED EMISSION TEST ABOVE 1GHz

(WLAN 5GHz)


(5745-5825MHz)



RADIATED EMISSION TEST BELOW 1GHz
(Bluetooth)





RADIATED EMISSION TEST ABOVE 1GHz
(Bluetooth)







RADIATED EMISSION TEST BELOW 1GHz
(Bluetooth LE)



RADIATED EMISSION TEST ABOVE 1GHz
(Bluetooth LE)









(WWAN)



RADIATED EMISSION TEST BELOW 1GHz



(Y-Plane)






RADIATED EMISSION TEST BELOW 1GHz
(Z-Plane)








RADIATED EMISSION TEST ABOVE 1GHz
(Y-Plane)




RADIATED EMISSION TEST ABOVE 1GHz (Z-Plane)





ERP POWER TEST
(X-Plane)





EIRP POWER TEST
(X-Plane)





EIRP POWER TEST (Y-Plane)



