


# DUT and SAR Set-up Photos

## Overall Dimensions



Front View of the DUT



Rear View of the DUT



## Setup Photos

Handset Vertical and Horizontal Reference Lines


Vertical  
Center Line



# Extremity Exposure Conditions


Rear

11631998




Front

11631998



Rear Slant

11631998



Edge 2

11631998



Edge 3

11631998



Edge 4

11631998



# Antenna Dimensions & Separation Distances

- 1. CELLULAR (WWAN) ANT  
- GSM/W-CDMA
- 2. WLAN MAIN/BT ANT

