

Trace Markers

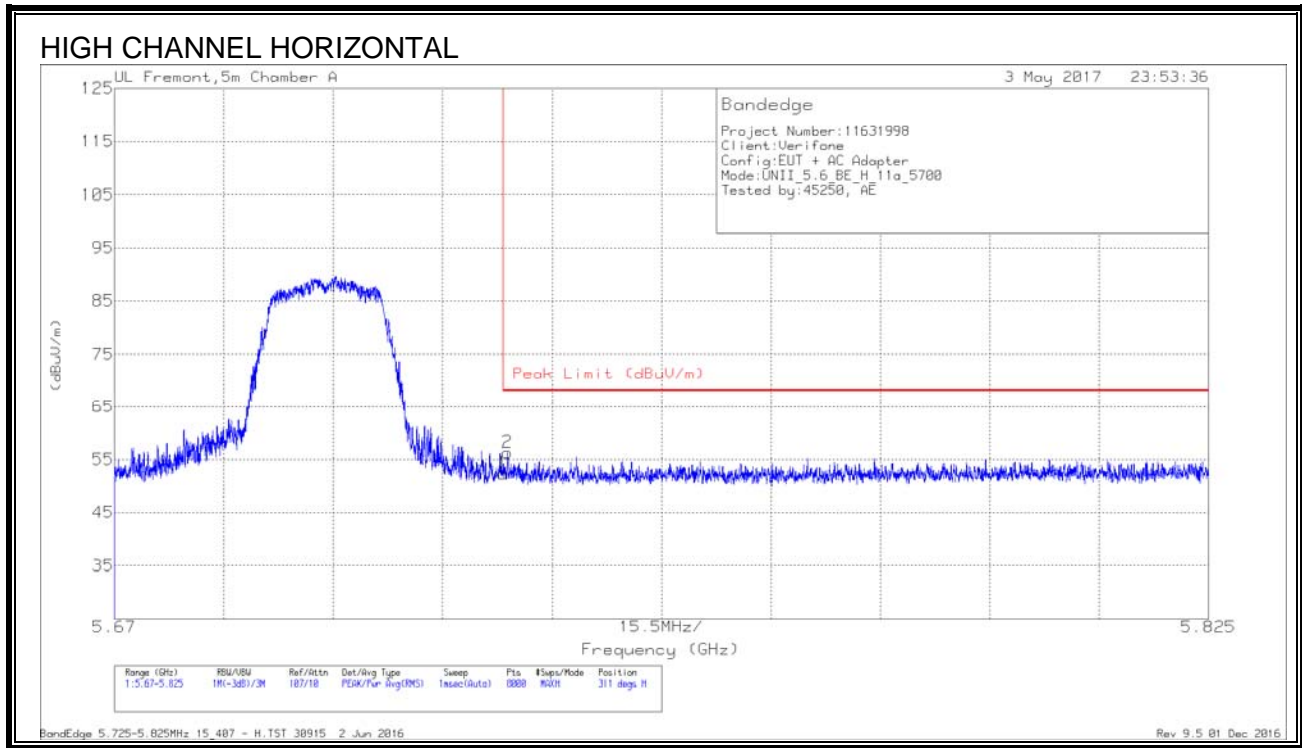
Marker	Frequency (GHz)	Meter Reading (dBuV)	Det	AF T345 (dB/m)	Amp/Cbl/Filtr/Pad (dB)	DC Corr (dB)	Corrected Reading (dBuV/m)	Average Limit (dBuV/m)	Margin (dB)	Peak Limit (dBuV/m)	PK Margin (dB)	Azimuth (Degs)	Height (cm)	Polarity
2	* 5.459	39.45	Pk	34.4	-18.9	0	54.95	-	-	74	-19.05	298	133	V
1	* 5.46	37.1	Pk	34.4	-18.9	0	52.6	-	-	74	-21.4	298	133	V
5	* 5.46	27.07	RMS	34.4	-18.9	.29	42.86	54	-11.14	-	-	298	133	V
6	* 5.46	28.09	RMS	34.4	-18.9	.29	43.88	54	-10.12	-	-	298	133	V
4	5.469	42.47	Pk	34.4	-18.7	0	58.17	-	-	68.2	-10.03	298	133	V
8	5.469	29.03	RMS	34.4	-18.7	.29	45.02	-	-	-	-	298	133	V
3	5.47	36.24	Pk	34.4	-18.7	0	51.94	-	-	68.2	-16.26	298	133	V
7	5.47	27.9	RMS	34.4	-18.7	.29	43.89	-	-	-	-	298	133	V

* - indicates frequency in CFR47 Pt 15 / IC RSS-Restricted Band

Pk - Peak detector

RMS - RMS detection

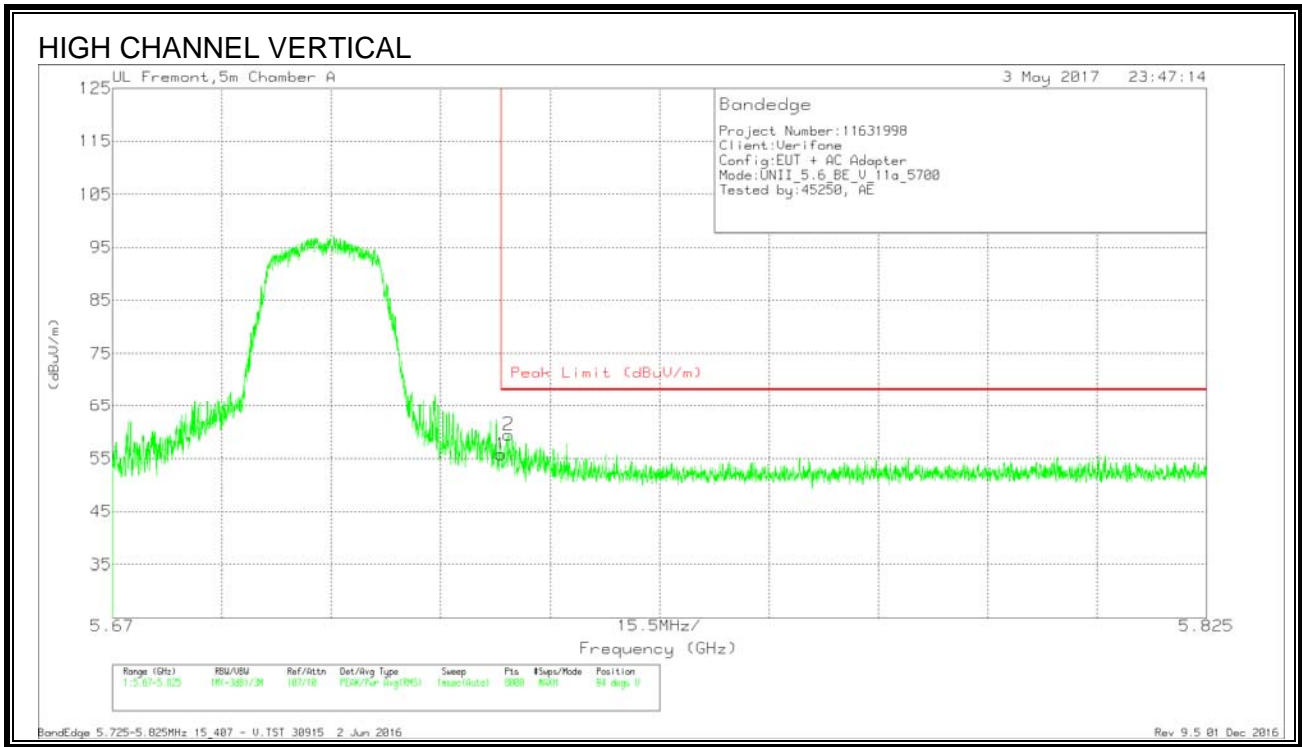
AUTHORIZED BANDEDGE (HIGH CHANNEL)



Trace Markers

Marker	Frequency (GHz)	Meter Reading (dBuV)	Det	AF T711 (dB/m)	Amp/Cb/Fltr/Pad (dB)	Corrected Reading (dBuV/m)	Peak Limit (dBuV/m)	PK Margin (dB)	Azimuth (Degs)	Height (cm)	Polarity
1	5.725	36.54	Pk	34.8	-19	52.34	68.2	-15.86	311	144	H
2	5.726	40.52	Pk	34.8	-19	56.32	68.2	-11.88	311	144	H

Pk - Peak detector

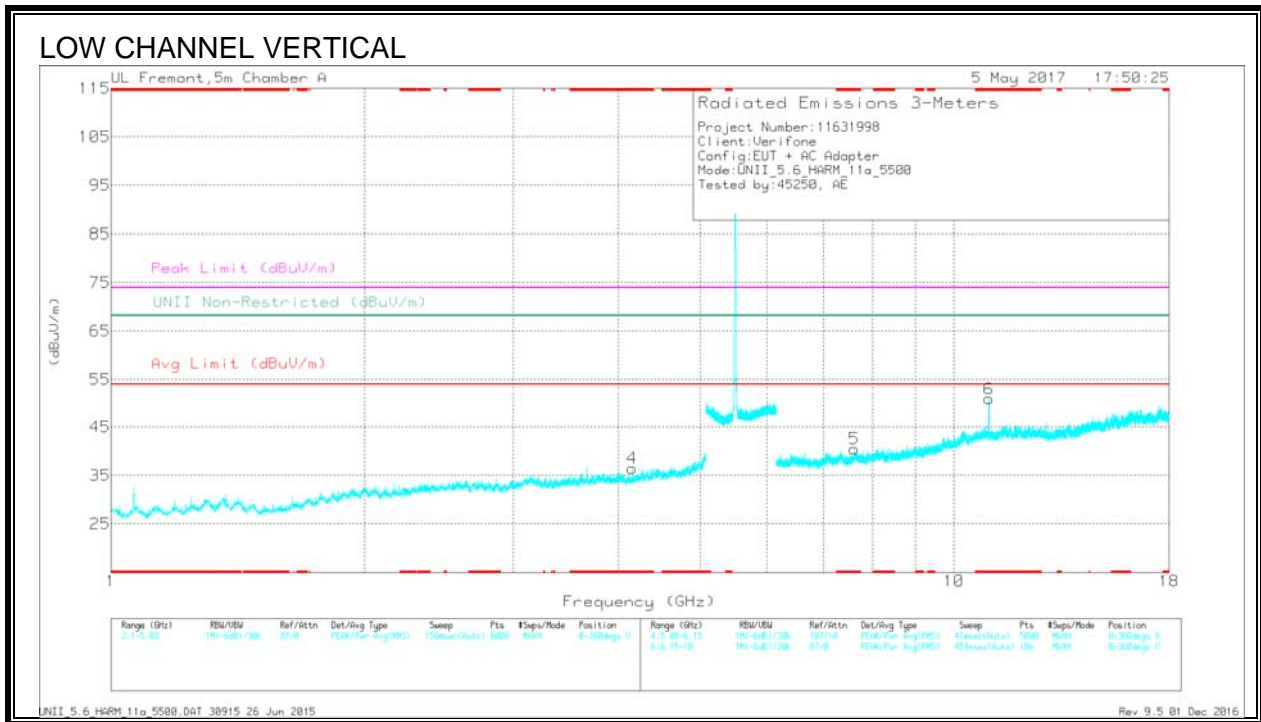
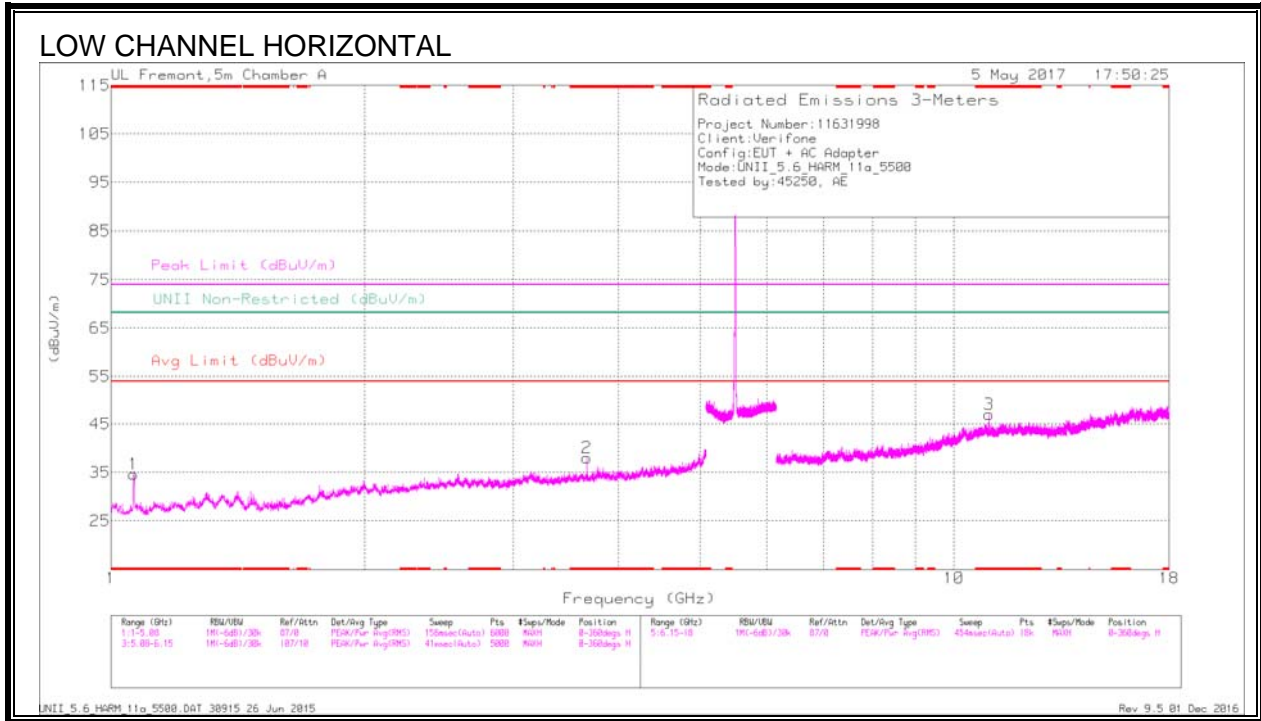


Trace Markers

Marker	Frequency (GHz)	Meter Reading (dBuV)	Det	AF T711 (dB/m)	Amp/Cbl/Filtr/Pad (dB)	Corrected Reading (dBuV/m)	Peak Limit (dBuV/m)	PK Margin (dB)	Azimuth (Degs)	Height (cm)	Polarity
1	5.725	39.99	Pk	34.8	-19	55.79	68.2	-12.41	94	134	V
2	5.726	43.71	Pk	34.8	-19	59.51	68.2	-8.69	94	134	V

Pk - Peak detector

HARMONICS AND SPURIOUS EMISSIONS



Trace Markers

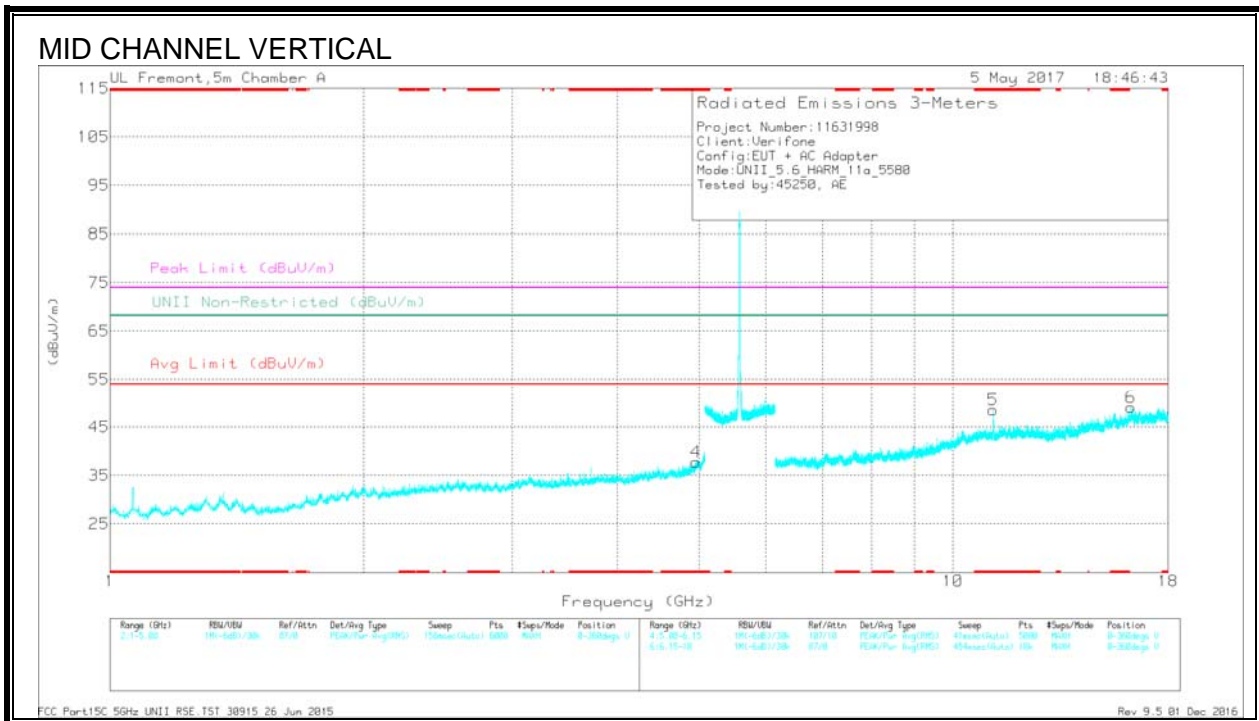
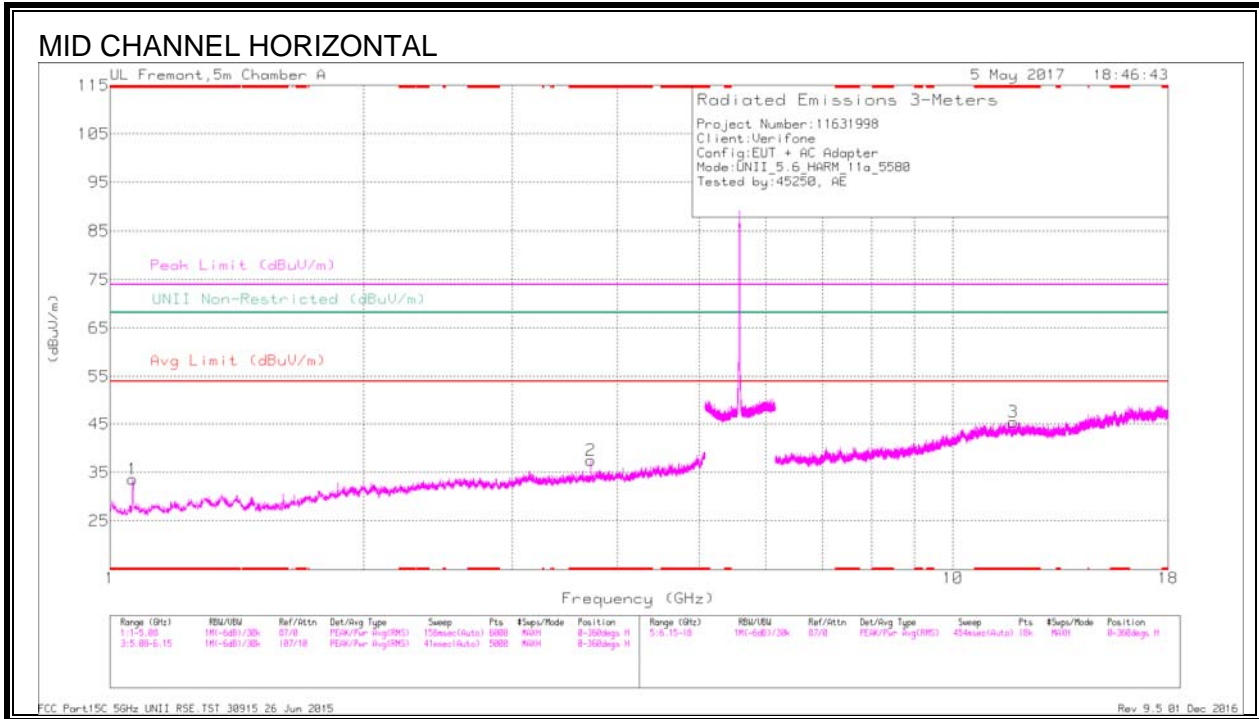
Marker	Frequency (GHz)	Meter Reading (dBuV)	Det	AF 1711 (dB/m)	Amp/CS/Rtr/Pad (dB)	DC Corr (dB)	Corrected Reading (dBuV/m)	Avg Limit (dBuV/m)	Margin (dB)	Peak Limit (dBuV/m)	PK Margin (dB)	UNII Non-Restricted (dBuV/m)	PK Margin (dB)	Asimuth (Degs)	Height (cm)	Polarity
1	* 1.064	40.61	Pk	27.8	-33.8	0	34.61	-	-	74	-39.39	-	-	0-360	199	H
2	* 3.667	35.75	Pk	33.1	-30.8	0	38.05	-	-	74	-35.95	-	-	0-360	100	H
4	* 4.152	33.13	Pk	33.3	-30	0	36.43	-	-	74	-37.57	-	-	0-360	101	V
3	* 11	29.41	Pk	37.8	-20.2	0	47.01	-	-	74	-26.99	-	-	0-360	101	H
5	* 7.62	28.14	Pk	35.6	-23.2	0	40.54	-	-	74	-33.46	-	-	0-360	200	V
6	* 11.003	33.16	Pk	37.8	-20.1	0	50.86	-	-	74	-23.14	-	-	0-360	101	V

* - indicates frequency in CFR47 Pt 15 / IC RSS-Restricted Band
 Pk - Peak detector

Radiated Emissions

Frequency (GHz)	Meter Reading (dBuV)	Det	AF 1711 (dB/m)	Amp/CS/Rtr/Pad (dB)	DC Corr (dB)	Corrected Reading (dBuV/m)	Avg Limit (dBuV/m)	Margin (dB)	Peak Limit (dBuV/m)	PK Margin (dB)	UNII Non-Restricted (dBuV/m)	PK Margin (dB)	Asimuth (Degs)	Height (cm)	Polarity
* 1.065	45.71	PK-U	27.8	-33.8	0	39.71	-	-	74	-34.29	-	-	56	114	H
* 1.064	36.93	ADR	27.8	-33.8	-29	31.22	54	-22.78	-	-	-	-	56	114	H
* 3.667	41.3	PK-U	33.1	-30.8	0	43.6	-	-	74	-30.4	-	-	5	144	H
* 3.667	32.74	ADR	33.1	-30.8	-29	35.33	54	-18.67	-	-	-	-	5	144	H
* 4.154	38.17	PK-U	33.3	-30	0	41.47	-	-	74	-32.53	-	-	12	150	V
* 4.154	26.83	ADR	33.3	-30	-29	30.42	54	-23.58	-	-	-	-	12	150	V
* 11.001	36.45	PK-U	37.8	-20.2	0	54.05	-	-	74	-19.95	-	-	76	101	H
* 11.001	24.83	ADR	37.8	-20.2	-29	42.72	54	-11.28	-	-	-	-	76	101	H
* 7.618	33.52	PK-U	35.6	-23.2	0	45.92	-	-	74	-28.08	-	-	4	126	V
* 7.62	22.41	ADR	35.6	-23.2	-29	35.1	54	-18.9	-	-	-	-	4	126	V
* 11.003	40.4	PK-U	37.8	-20.1	0	58.1	-	-	74	-15.9	-	-	332	101	V
* 11.002	29.36	ADR	37.8	-20.2	-29	47.25	54	-6.75	-	-	-	-	332	101	V

* - indicates frequency in CFR47 Pt 15 / IC RSS-Restricted Band
 PK-U - U-NII: Maximum Peak
 ADR - U-NII AD primary method, RMS average



Trace Markers

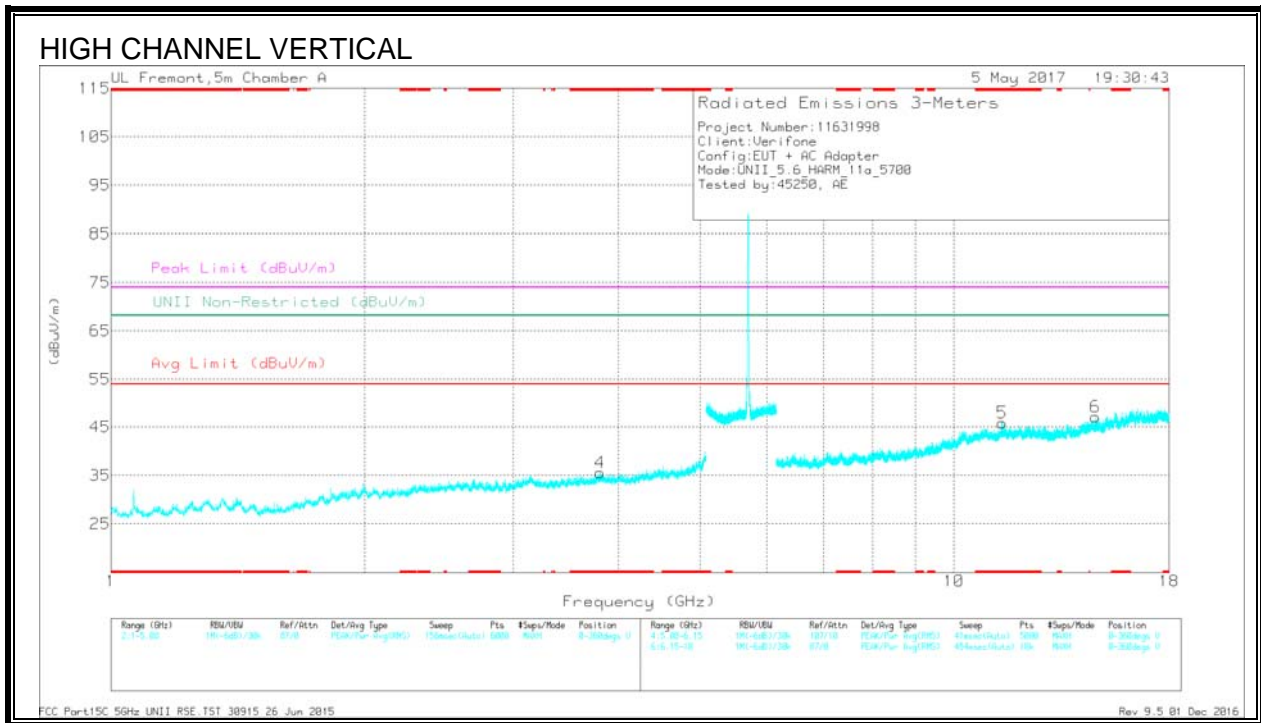
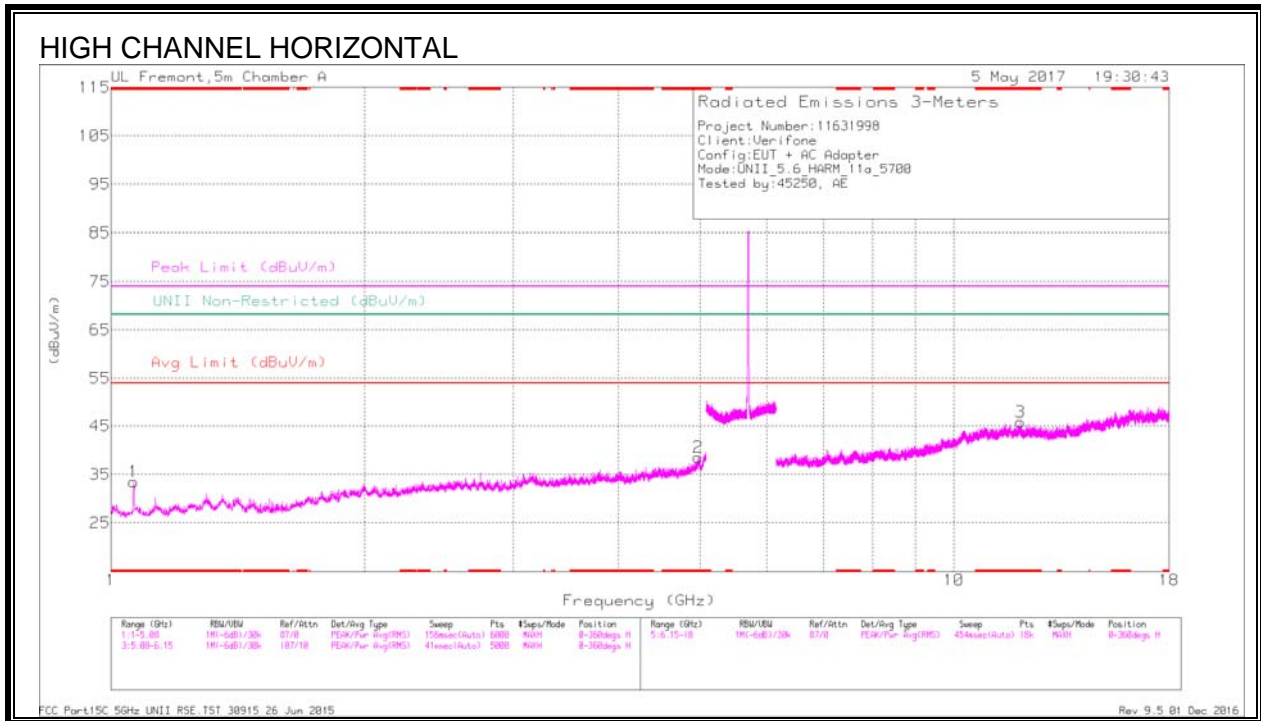
Marker	Frequency (GHz)	Meter Reading (dBuV)	Det	AF 7711 (dB/m)	Amp/Ch/Flt/Psd (dB)	DC Corr (dB)	Corrected Reading (dBuV/m)	Avg Limit (dBuV/m)	Margin (dB)	Peak Limit (dBuV/m)	PK Margin (dB)	UNII Non-Restricted (dBuV/m)	PK Margin (dB)	Asimuth (Degs)	Height (cm)	Polarity
1	* 1.064	39.58	Pk	27.8	-33.8	0	33.58	-	-	74	-40.42	-	-	0-360	199	H
2	* 3.72	34.91	Pk	33	-30.4	0	37.51	-	-	74	-36.49	-	-	0-360	199	H
4	* 4.955	31.71	Pk	34.1	-28	0	37.81	-	-	74	-36.19	-	-	0-360	101	V
3	* 11.783	27.12	Pk	38.4	-20.1	0	45.42	-	-	74	-28.58	-	-	0-360	199	H
5	* 11.156	30.87	Pk	37.8	-20.1	0	48.57	-	-	74	-25.43	-	-	0-360	101	V
6	16.271	27.63	Pk	41.3	-19.9	0	49.03	-	-	-	-	68.2	-19.17	0-360	101	V

* - indicates frequency in CFR47 Pt 15 / IC RSS-Restricted Band
 Pk - Peak detector

Radiated Emissions

Frequency (GHz)	Meter Reading (dBuV)	Det	AF 7711 (dB/m)	Amp/Ch/Flt/Psd (dB)	DC Corr (dB)	Corrected Reading (dBuV/m)	Avg Limit (dBuV/m)	Margin (dB)	Peak Limit (dBuV/m)	PK Margin (dB)	UNII Non-Restricted (dBuV/m)	PK Margin (dB)	Asimuth (Degs)	Height (cm)	Polarity
* 1.064	47.18	PK-U	27.8	-33.8	0	41.18	-	-	74	-32.82	-	-	55	185	H
* 1.064	38.59	ADR	27.8	-33.8	29	32.88	54	-21.12	-	-	-	-	55	185	H
* 3.72	40.06	PK-U	33	-30.4	0	42.66	-	-	74	-31.34	-	-	0	129	H
* 3.72	31.25	ADR	33	-30.4	29	34.14	54	-19.86	-	-	-	-	0	129	H
* 4.955	38.08	PK-U	34.1	-28	0	44.18	-	-	74	-29.82	-	-	181	110	V
* 4.955	26.59	ADR	34.1	-28	29	32.98	54	-21.02	-	-	-	-	181	110	V
* 11.783	32.53	PK-U	38.4	-20.1	0	50.83	-	-	74	-23.17	-	-	347	183	H
* 11.783	21.38	ADR	38.4	-20.1	29	39.97	54	-14.03	-	-	-	-	347	183	H
* 11.156	36.88	PK-U	37.8	-20.1	0	54.58	-	-	74	-19.42	-	-	333	103	V
* 11.157	25.42	ADR	37.8	-20.1	29	43.41	54	-10.59	-	-	-	-	333	103	V
16.272	32.79	PK-U	41.3	-19.9	0	54.19	-	-	-	-	68.2	-14.01	297	115	V

* - indicates frequency in CFR47 Pt 15 / IC RSS-Restricted Band
 PK-U - U-NII: Maximum Peak
 ADR - U-NII AD primary method, RMS average



Trace Markers

Marker	Frequency (GHz)	Meter Reading (dBuV)	Det	AF 1711 (dB/m)	Amp/CS/Rf/Pad (dB)	DC Corr (dB)	Corrected Reading (dBuV/m)	Avg Limit (dBuV/m)	Margin (dB)	Peak Limit (dBuV/m)	PK Margin (dB)	UNII Non-Restricted (dBuV/m)	PK Margin (dB)	Asimuth (Degs)	Height (cm)	Polarity
1	* 1.063	39.48	Pk	27.8	-33.8	0	33.48	-	-	74	-40.52	-	-	0-360	199	H
2	* 4.974	31.9	Pk	34.1	-27.4	0	38.6	-	-	74	-35.4	-	-	0-360	101	H
4	* 3.8	31.99	Pk	33.1	-29.5	0	35.59	-	-	74	-38.41	-	-	0-360	101	V
3	* 11.986	26.88	Pk	38.6	-19.7	0	45.78	-	-	74	-28.22	-	-	0-360	199	H
5	* 11.405	27.49	Pk	38	-19.6	0	45.89	-	-	74	-28.11	-	-	0-360	101	V
6	14.706	27.97	Pk	39.8	-20.6	0	47.17	-	-	-	-	68.2	-21.03	0-360	200	V

* - indicates frequency in CFR47 Pt 15 / IC RSS-Restricted Band
 Pk - Peak detector

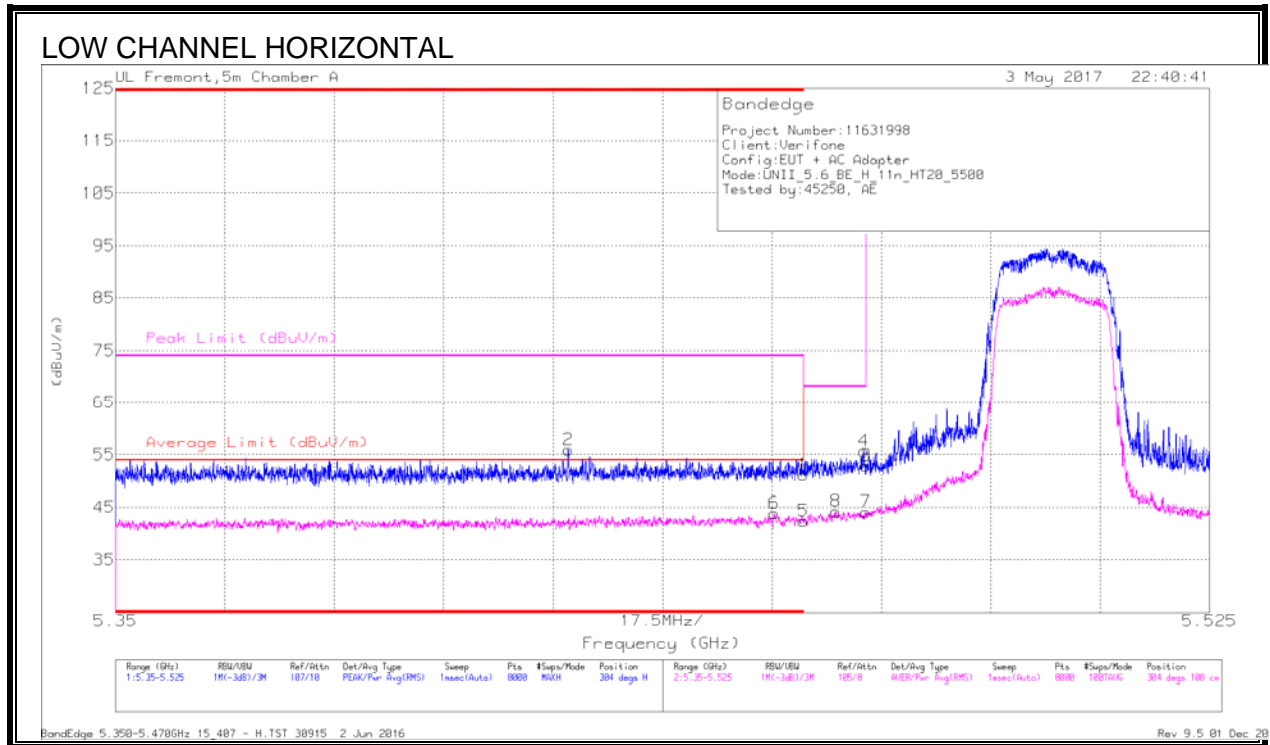
Radiated Emissions

Frequency (GHz)	Meter Reading (dBuV)	Det	AF 1711 (dB/m)	Amp/CS/Rf/Pad (dB)	DC Corr (dB)	Corrected Reading (dBuV/m)	Avg Limit (dBuV/m)	Margin (dB)	Peak Limit (dBuV/m)	PK Margin (dB)	UNII Non-Restricted (dBuV/m)	PK Margin (dB)	Asimuth (Degs)	Height (cm)	Polarity
* 1.063	45.53	PK-U	27.8	-33.8	0	39.53	-	-	74	-34.47	-	-	16	186	H
* 1.064	38.17	ADR	27.8	-33.8	-29	32.46	54	-21.54	-	-	-	-	16	188	H
* 3.802	38.83	PK-U	33.1	-29.5	0	42.43	-	-	74	-31.57	-	-	87	112	V
* 3.8	27.19	ADR	33.1	-29.5	-29	31.08	54	-22.92	-	-	-	-	87	112	V
* 4.975	37.81	PK-U	34.1	-27.4	0	44.51	-	-	74	-29.49	-	-	7	172	H
* 4.975	26.75	ADR	34.1	-27.4	-29	33.74	54	-20.26	-	-	-	-	16	186	H
* 11.403	34.08	PK-U	38	-19.6	0	52.48	-	-	74	-21.52	-	-	333	102	V
* 11.404	21.69	ADR	38	-19.6	-29	40.38	54	-13.62	-	-	-	-	333	102	V
* 11.987	31.89	PK-U	38.6	-19.7	0	50.79	-	-	74	-23.21	-	-	32	199	H
* 11.984	21.22	ADR	38.6	-19.7	-29	40.41	54	-13.59	-	-	-	-	32	199	H
14.705	32.63	PK-U	39.8	-20.6	0	51.83	-	-	-	-	68.2	-16.37	359	111	V

* - indicates frequency in CFR47 Pt 15 / IC RSS-Restricted Band
 PK-U - U-NII: Maximum Peak
 ADR - U-NII AD primary method, RMS average

9.1.10. 11n HT20 MODE IN THE 5.6GHz BAND

BANDEDGE (LOW CHANNEL)



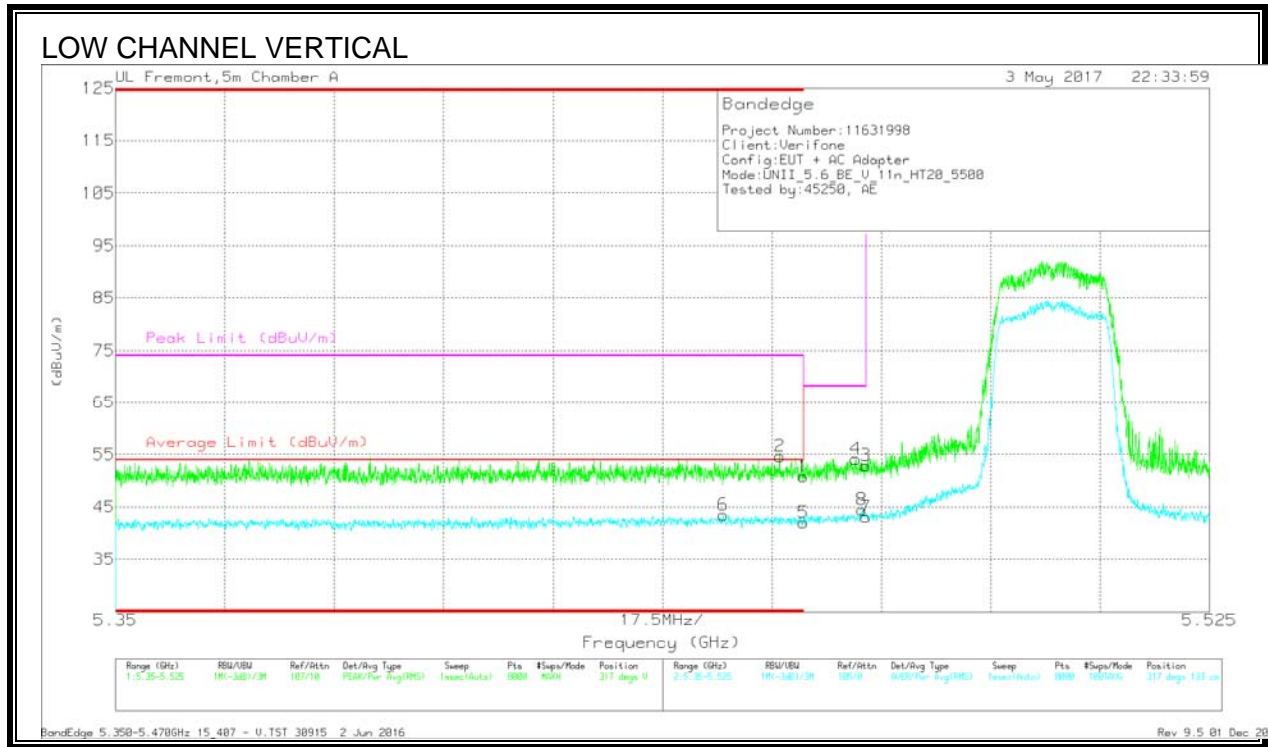
Trace Markers

Marker	Frequency (GHz)	Meter Reading (dBuV)	Det	AF T345 (dB/m)	Amp/Cbl/Fltr/Pad (dB)	DC Corr (dB)	Corrected Reading (dBuV/m)	Average Limit (dBuV/m)	Margin (dB)	Peak Limit (dBuV/m)	PK Margin (dB)	Azimuth (Degs)	Height (cm)	Polarity
2	* 5.422	40.49	Pk	34.3	-18.9	0	55.89	-	-	74	-18.11	304	108	H
6	* 5.455	27.84	RMS	34.4	-18.8	.31	43.75	54	-10.25	-	-	304	108	H
1	* 5.46	35.63	Pk	34.4	-18.9	0	51.13	-	-	74	-22.87	304	108	H
5	* 5.46	26.46	RMS	34.4	-18.9	.31	42.27	54	-11.73	-	-	304	108	H
8	5.465	28.12	RMS	34.4	-18.7	.31	44.13	-	-	-	-	304	108	H
3	5.47	37.18	Pk	34.4	-18.7	0	52.88	-	-	68.2	-15.32	304	108	H
4	5.47	39.91	Pk	34.4	-18.7	0	55.61	-	-	68.2	-12.59	304	108	H
7	5.47	27.99	RMS	34.4	-18.7	.31	44	-	-	-	-	304	108	H

* - indicates frequency in CFR47 Pt 15 / IC RSS-Restricted Band

Pk - Peak detector

RMS - RMS detection



Trace Markers

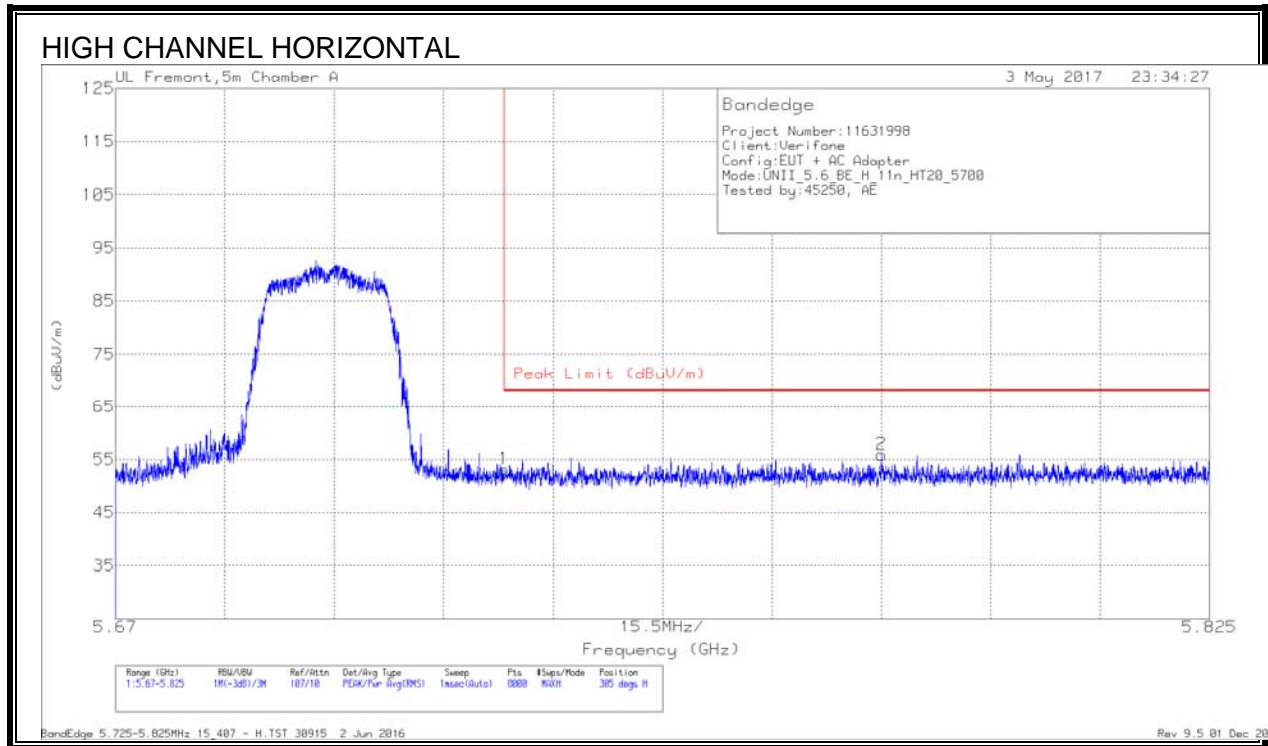
Marker	Frequency (GHz)	Meter Reading (dBuV)	Det	AF T345 (dB/m)	Amp/Cbl/Filtr/Pad (dB)	DC Corr (dB)	Corrected Reading (dBuV/m)	Average Limit (dBuV/m)	Margin (dB)	Peak Limit (dBuV/m)	PK Margin (dB)	Azimuth (Degs)	Height (cm)	Polarity
6	* 5.447	27.68	RMS	34.4	-18.9	.31	43.49	54	-10.51	-	-	317	133	V
2	* 5.456	39.07	Pk	34.4	-18.8	0	54.67	-	-	74	-19.33	317	133	V
1	* 5.46	35.31	Pk	34.4	-18.9	0	50.81	-	-	74	-23.19	317	133	V
5	* 5.46	26.16	RMS	34.4	-18.9	.31	41.97	54	-12.03	-	-	317	133	V
4	5.468	38.48	Pk	34.4	-18.7	0	54.18	-	-	68.2	-14.02	317	133	V
8	5.469	28.37	RMS	34.4	-18.7	.31	44.38	-	-	-	-	317	133	V
3	5.47	37.15	Pk	34.4	-18.7	0	52.85	-	-	68.2	-15.35	317	133	V
7	5.47	27.05	RMS	34.4	-18.7	.31	43.06	-	-	-	-	317	133	V

* - indicates frequency in CFR47 Pt 15 / IC RSS-Restricted Band

Pk - Peak detector

RMS - RMS detection

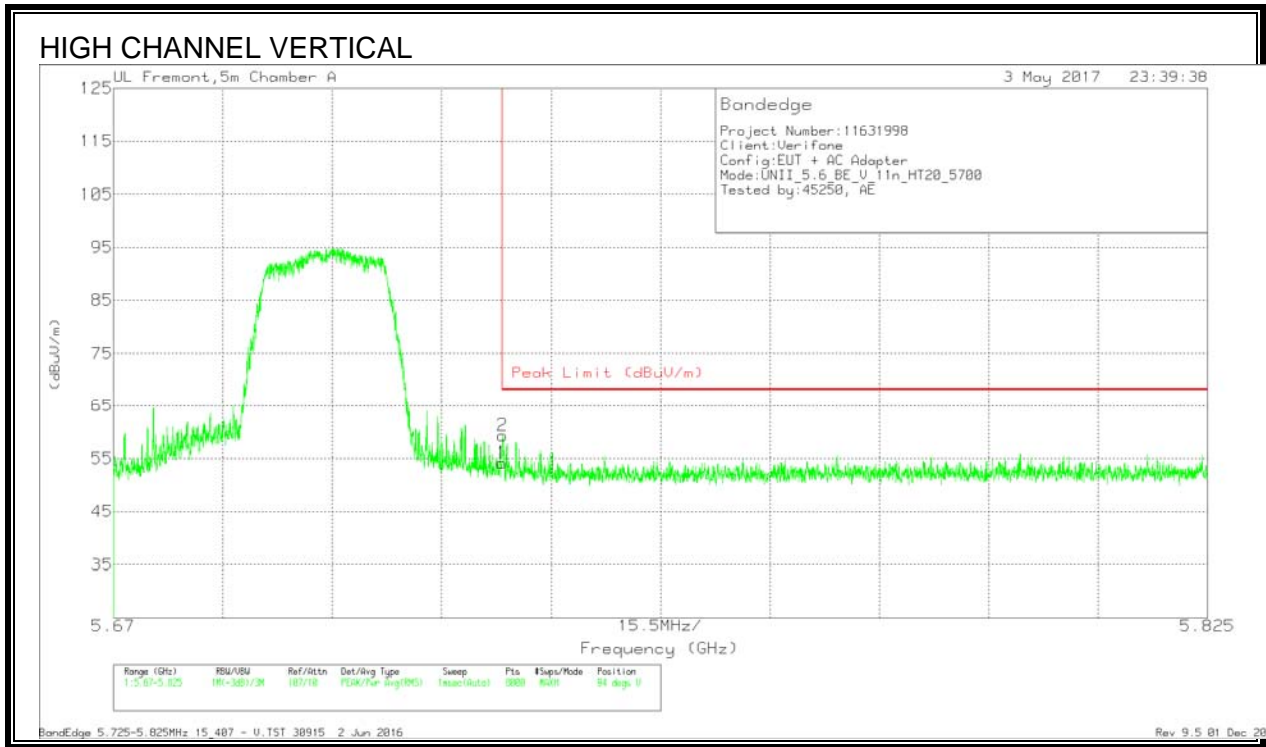
AUTHORIZED BANDEDGE (HIGH CHANNEL)



Trace Markers

Marker	Frequency (GHz)	Meter Reading (dBuV)	Det	AF T711 (dB/m)	Amp/Cb/Filtr/Pad (dB)	Corrected Reading (dBuV/m)	Peak Limit (dBuV/m)	PK Margin (dB)	Azimuth (Degs)	Height (cm)	Polarity
1	5.725	37.41	Pk	34.8	-19	53.21	68.2	-14.99	305	136	H
2	5.779	40.05	Pk	34.7	-18.8	55.95	68.2	-12.25	305	136	H

Pk - Peak detector

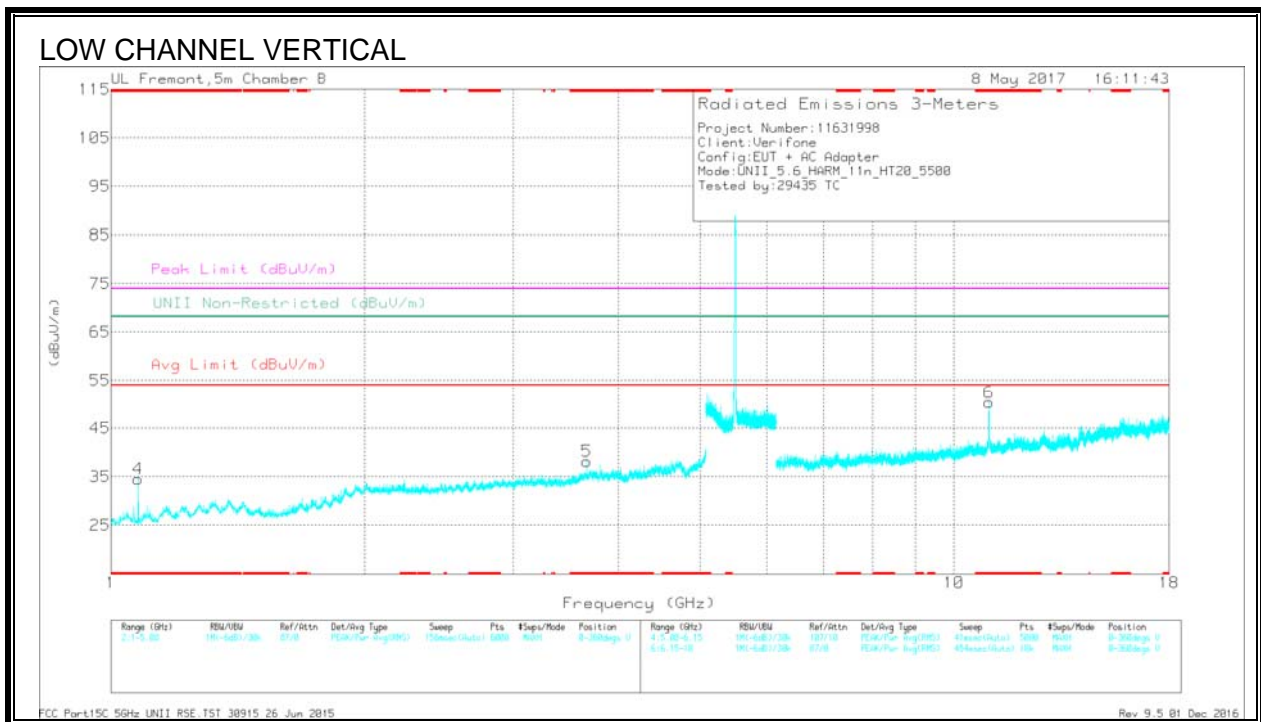
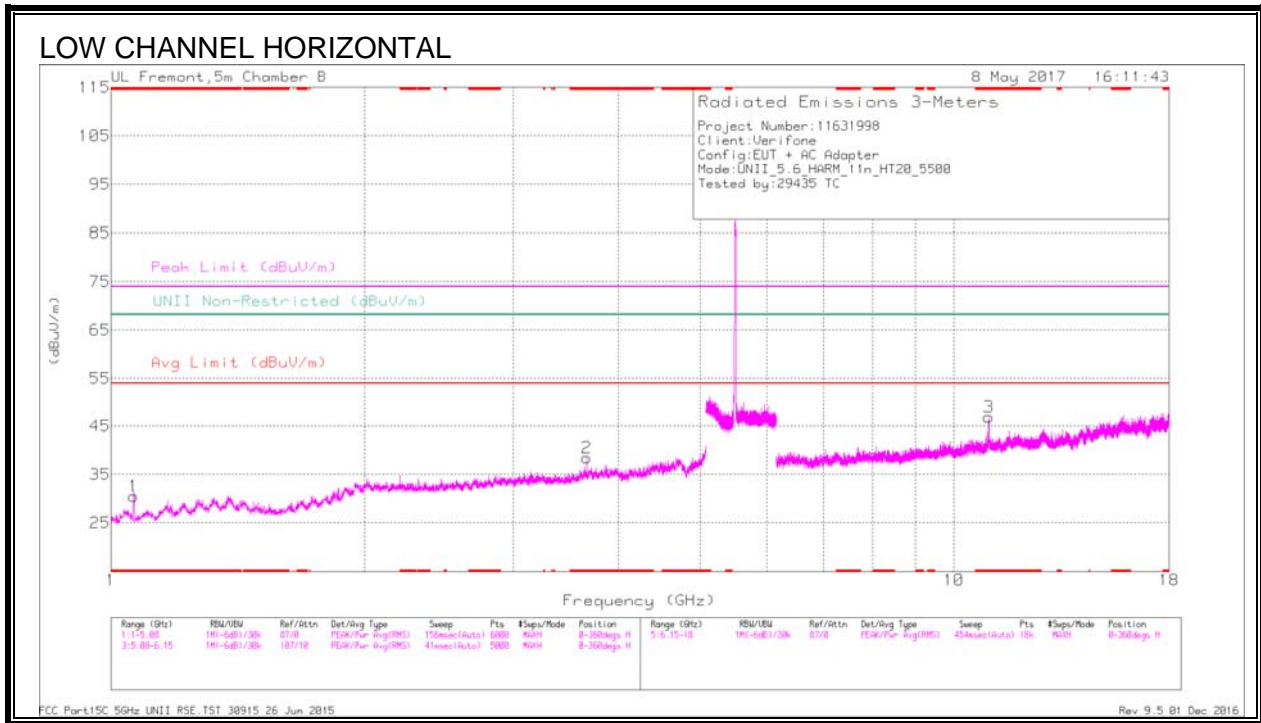


Trace Markers

Marker	Frequency (GHz)	Meter Reading (dBuV)	Det	AF T711 (dB/m)	Amp/Cbl/Filtr/Pad (dB)	Corrected Reading (dBuV/m)	Peak Limit (dBuV/m)	PK Margin (dB)	Azimuth (Degs)	Height (cm)	Polarity
1	5.725	38.34	Pk	34.8	-19	54.14	68.2	-14.06	94	166	V
2	5.725	43.48	Pk	34.8	-19	59.28	68.2	-8.92	94	166	V

Pk - Peak detector

HARMONICS AND SPURIOUS EMISSIONS



Trace Markers

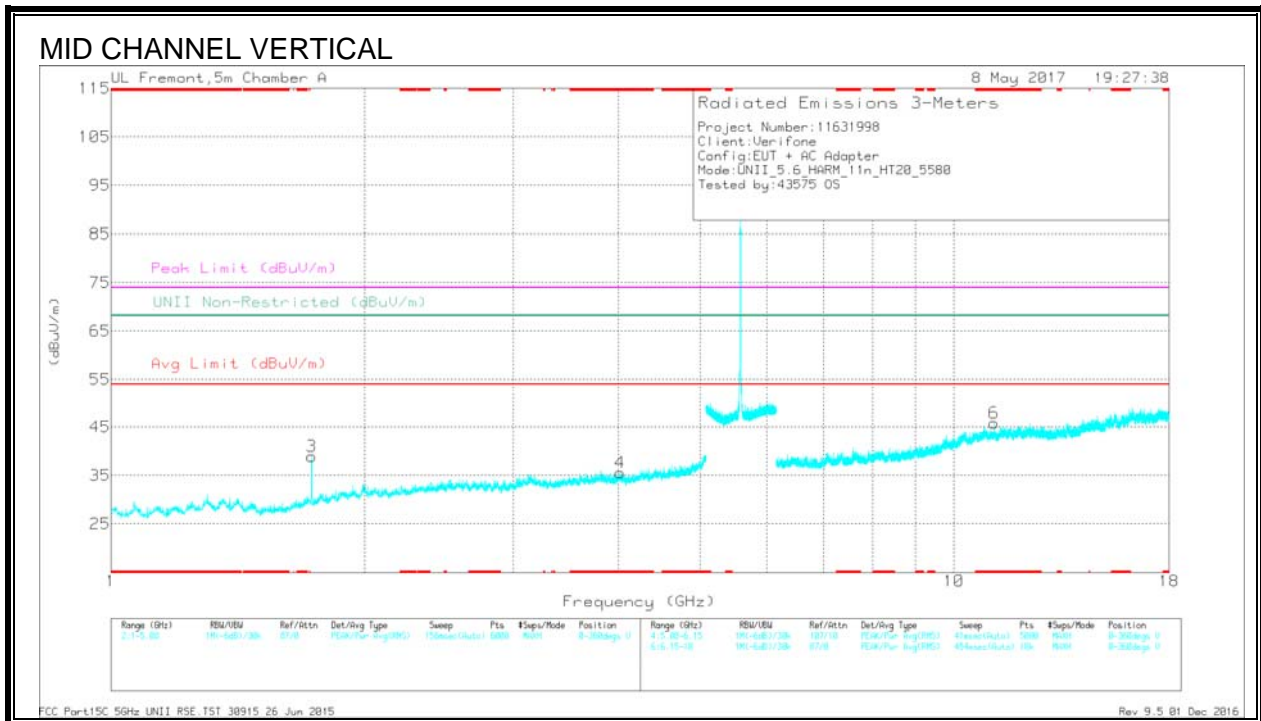
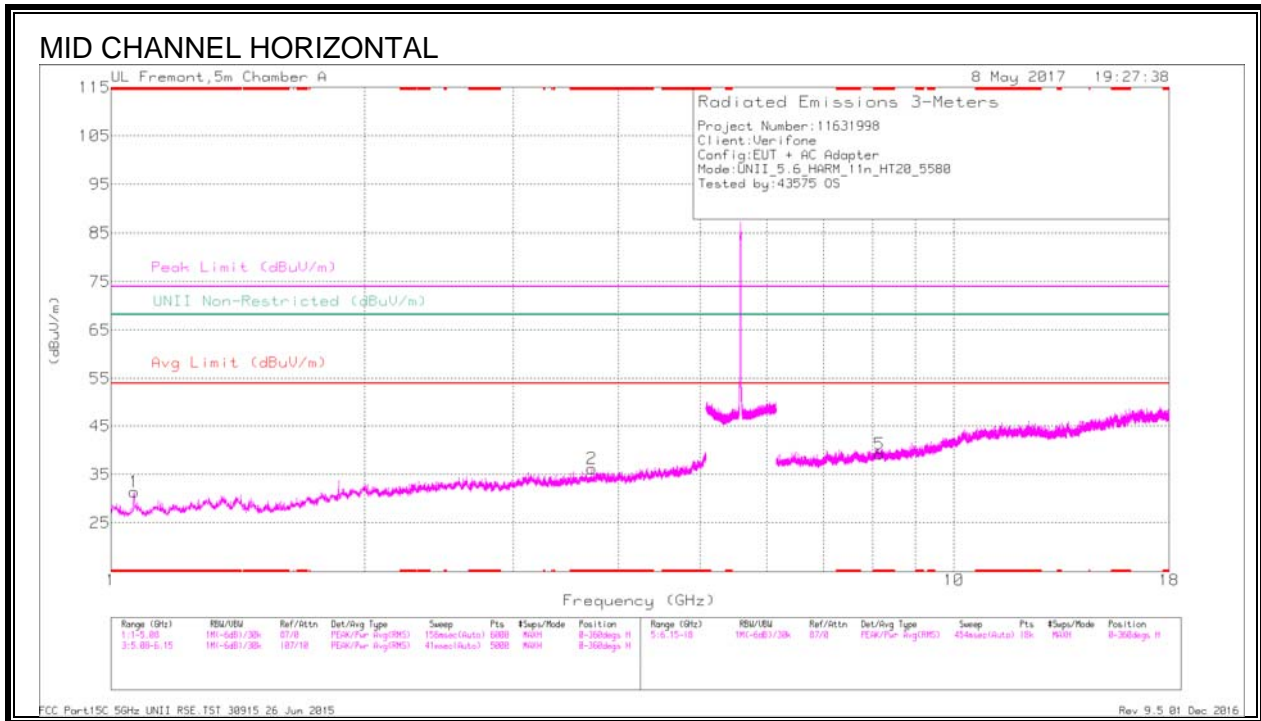
Marker	Frequency (GHz)	Meter Reading (dBuV)	Det	AF T346 (dB/m)	Amp/Ch/Flt/Psd (dB)	DC Corr (dB)	Corrected Reading (dBuV/m)	Avg Limit (dBuV/m)	Margin (dB)	Peak Limit (dBuV/m)	PK Margin (dB)	UNII Non-Restricted (dBuV/m)	PK Margin (dB)	Asimuth (Degs)	Height (cm)	Polarity
1	* 1.063	38.21	Pk	26.4	-34.1	0	30.51	-	-	74	-43.49	-	-	0-360	102	H
2	* 3.667	36.06	Pk	33.5	-31.1	0	38.46	-	-	74	-35.54	-	-	0-360	102	H
4	* 1.077	42.24	Pk	26.4	-34.1	0	34.54	-	-	74	-39.46	-	-	0-360	200	V
5	* 3.667	35.74	Pk	33.5	-31.1	0	38.14	-	-	74	-35.86	-	-	0-360	200	V
3	* 10.996	30.81	Pk	38.5	-22.5	0	46.81	-	-	74	-27.19	-	-	0-360	102	H
6	* 10.998	34.38	Pk	38.5	-22.5	0	50.38	-	-	74	-23.62	-	-	0-360	102	V

* - indicates frequency in CFR47 Pt 15 / IC RSS-Restricted Band
 Pk - Peak detector

Radiated Emissions

Frequency (GHz)	Meter Reading (dBuV)	Det	AF T346 (dB/m)	Amp/Ch/Flt/Psd (dB)	DC Corr (dB)	Corrected Reading (dBuV/m)	Avg Limit (dBuV/m)	Margin (dB)	Peak Limit (dBuV/m)	PK Margin (dB)	UNII Non-Restricted (dBuV/m)	PK Margin (dB)	Asimuth (Degs)	Height (cm)	Polarity
* 1.064	44.21	PK-U	26.4	-34.1	0	36.51	-	-	74	-37.49	-	-	304	213	H
* 1.064	35.66	ADR	26.4	-34.1	31	28.27	54	-25.73	-	-	-	-	304	213	H
* 3.667	41.79	PK-U	33.5	-31.1	0	44.19	-	-	74	-29.81	-	-	298	118	H
* 3.667	34.33	ADR	33.5	-31.1	31	37.04	54	-16.96	-	-	-	-	298	118	H
* 1.075	41.08	PK-U	26.4	-34.1	0	33.38	-	-	74	-40.62	-	-	359	147	V
* 1.075	28.98	ADR	26.4	-34.1	31	21.59	54	-32.41	-	-	-	-	359	147	V
* 3.667	41.36	PK-U	33.5	-31.1	0	43.76	-	-	74	-30.24	-	-	247	117	V
* 3.667	32.75	ADR	33.5	-31.1	31	35.46	54	-18.54	-	-	-	-	247	117	V
* 10.996	33.69	PK-U	38.5	-22.5	0	49.69	-	-	74	-24.31	-	-	185	212	H
* 10.996	21.69	ADR	38.5	-22.5	31	38	54	-16	-	-	-	-	185	212	H
* 10.999	40.08	PK-U	38.5	-22.4	0	56.18	-	-	74	-17.82	-	-	242	119	V
* 10.998	27.56	ADR	38.5	-22.5	31	43.87	54	-10.13	-	-	-	-	242	119	V

* - indicates frequency in CFR47 Pt 15 / IC RSS-Restricted Band
 PK-U - U-NII: Maximum Peak
 ADR - U-NII AD primary method, RMS average



Trace Markers

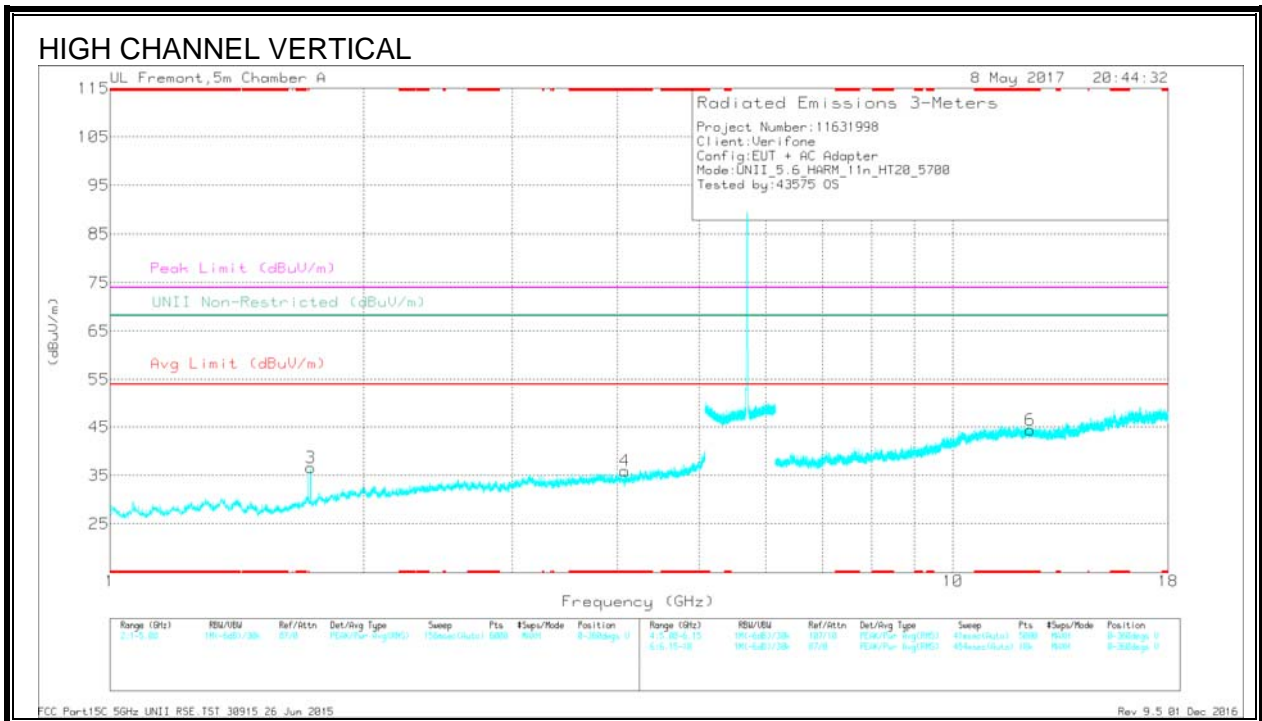
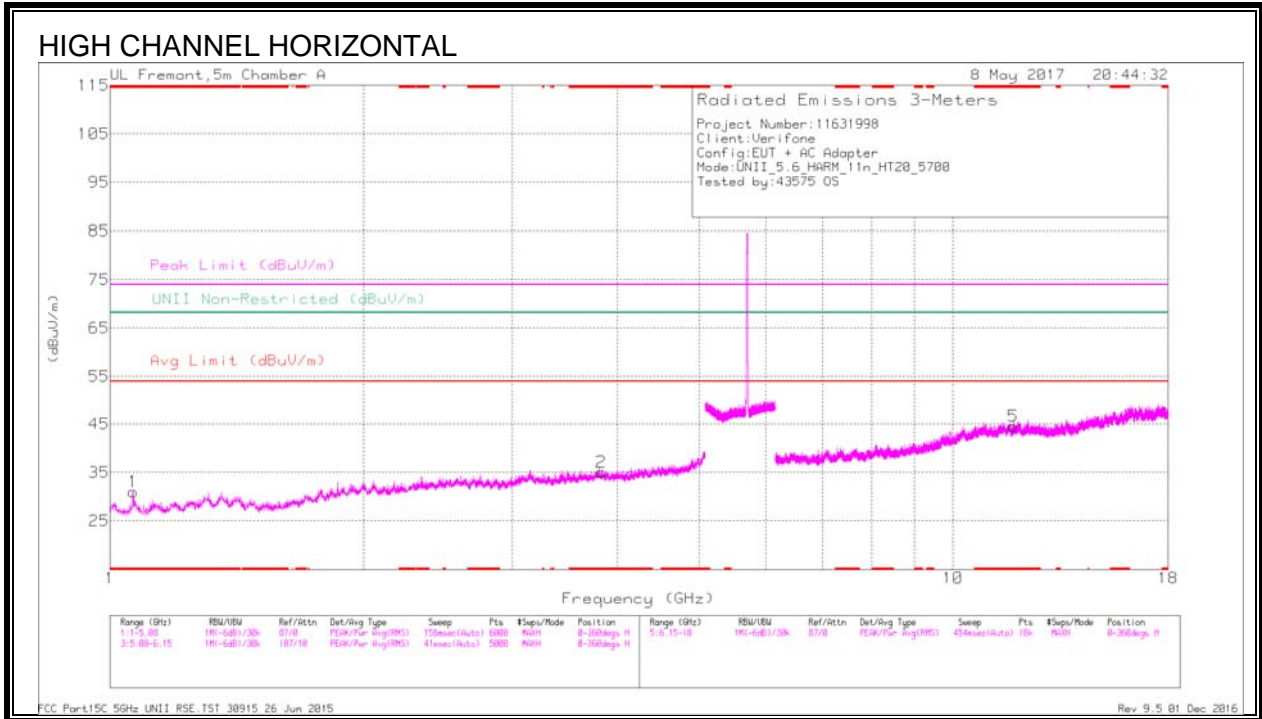
Marker	Frequency (GHz)	Meter Reading (dBuV)	Det	AF T711 (dB/m)	Amp/Ch/Filt/Pad (dB)	DC Corr (dB)	Corrected Reading (dBuV/m)	Avg Limit (dBuV/m)	Margin (dB)	Peak Limit (dBuV/m)	PK Margin (dB)	UNII Non-Restricted (dBuV/m)	PK Margin (dB)	Asimuth (Degs)	Height (cm)	Polarity
1	* 1.065	37.39	Pk	27.8	-33.8	0	31.39	-	-	74	-42.61	-	-	0-360	199	H
6	* 11.161	28.02	Pk	37.8	-20	0	45.82	-	-	74	-28.18	-	-	0-360	200	V
2	* 3.72	33.6	Pk	33	-30.4	0	36.2	-	-	74	-37.8	-	-	0-360	199	H
4	* 4.015	31.57	Pk	33.4	-29.4	0	35.57	-	-	74	-38.43	-	-	0-360	200	V
5	* 8.158	26.8	Pk	35.7	-23.3	0	39.2	-	-	74	-34.8	-	-	0-360	101	H
3	1.729	42.32	Pk	29.6	-33	0	38.92	-	-	-	-	68.2	-29.28	0-360	200	V

* - indicates frequency in CFR47 Pt 15 / IC RSS-Restricted Band
 Pk - Peak detector

Radiated Emissions

Frequency (GHz)	Meter Reading (dBuV)	Det	AF T711 (dB/m)	Amp/Ch/Filt/Pad (dB)	DC Corr (dB)	Corrected Reading (dBuV/m)	Avg Limit (dBuV/m)	Margin (dB)	Peak Limit (dBuV/m)	PK Margin (dB)	UNII Non-Restricted (dBuV/m)	PK Margin (dB)	Asimuth (Degs)	Height (cm)	Polarity
* 1.065	44.69	PK-U	27.8	-33.8	0	38.69	-	-	74	-35.31	-	-	23	183	H
* 1.064	35.39	ADR	27.8	-33.8	31	29.7	54	-24.3	-	-	-	-	23	183	H
* 3.72	39.27	PK-U	33	-30.4	0	41.87	-	-	74	-32.13	-	-	22	209	H
* 3.72	29.66	ADR	33	-30.4	31	32.57	54	-21.43	-	-	-	-	22	209	H
* 4.017	37.9	PK-U	33.4	-29.4	0	41.9	-	-	74	-32.1	-	-	356	314	V
* 4.013	25.88	ADR	33.4	-29.4	31	30.19	54	-23.81	-	-	-	-	356	314	V
* 8.159	33.39	PK-U	35.7	-23.3	0	45.79	-	-	74	-28.21	-	-	206	367	H
* 8.158	21.75	ADR	35.7	-23.3	31	34.46	54	-19.54	-	-	-	-	206	367	H
* 11.159	36.5	PK-U	37.8	-20	0	54.3	-	-	74	-19.7	-	-	352	129	V
* 11.16	23.19	ADR	37.8	-20	31	41.3	54	-12.7	-	-	-	-	352	129	V
1.728	40.68	PK-U	29.5	-33	0	37.18	-	-	-	-	68.2	-31.02	206	101	V
1.728	28.28	ADR	29.5	-33	31	25.09	-	-	-	-	-	-	206	101	V

* - indicates frequency in CFR47 Pt 15 / IC RSS-Restricted Band
 PK-U - U-NII: Maximum Peak
 ADR - U-NII AD primary method, RMS average



Trace Markers

Marker	Frequency (GHz)	Meter Reading (dBuV)	Det	AF T711 (dB/m)	Amp/Ch/Filt/Pad (dB)	DC Corr (dB)	Corrected Reading (dBuV/m)	Avg Limit (dBuV/m)	Margin (dB)	Peak Limit (dBuV/m)	PK Margin (dB)	UNII Non-Restricted (dBuV/m)	PK Margin (dB)	Asimuth (Degs)	Height (cm)	Polarity
1	* 1.065	37	Pk	27.8	-33.8	0	31	-	-	74	-43	-	-	0-360	101	H
2	* 3.826	31.73	Pk	33.2	-29.9	0	35.03	-	-	74	-38.97	-	-	0-360	101	H
4	* 4.082	32.9	Pk	33.3	-30.2	0	36	-	-	74	-38	-	-	0-360	200	V
5	* 11.791	26.18	Pk	38.4	-20	0	44.58	-	-	74	-29.42	-	-	0-360	199	H
6	* 12.345	26.33	Pk	38.8	-20.7	0	44.43	-	-	74	-29.57	-	-	0-360	101	V
3	1.729	39.96	Pk	29.6	-33	0	36.56	-	-	-	-	68.2	-31.64	0-360	200	V

* - indicates frequency in CFR47 Pt 15 / IC RSS-Restricted Band
 Pk - Peak detector

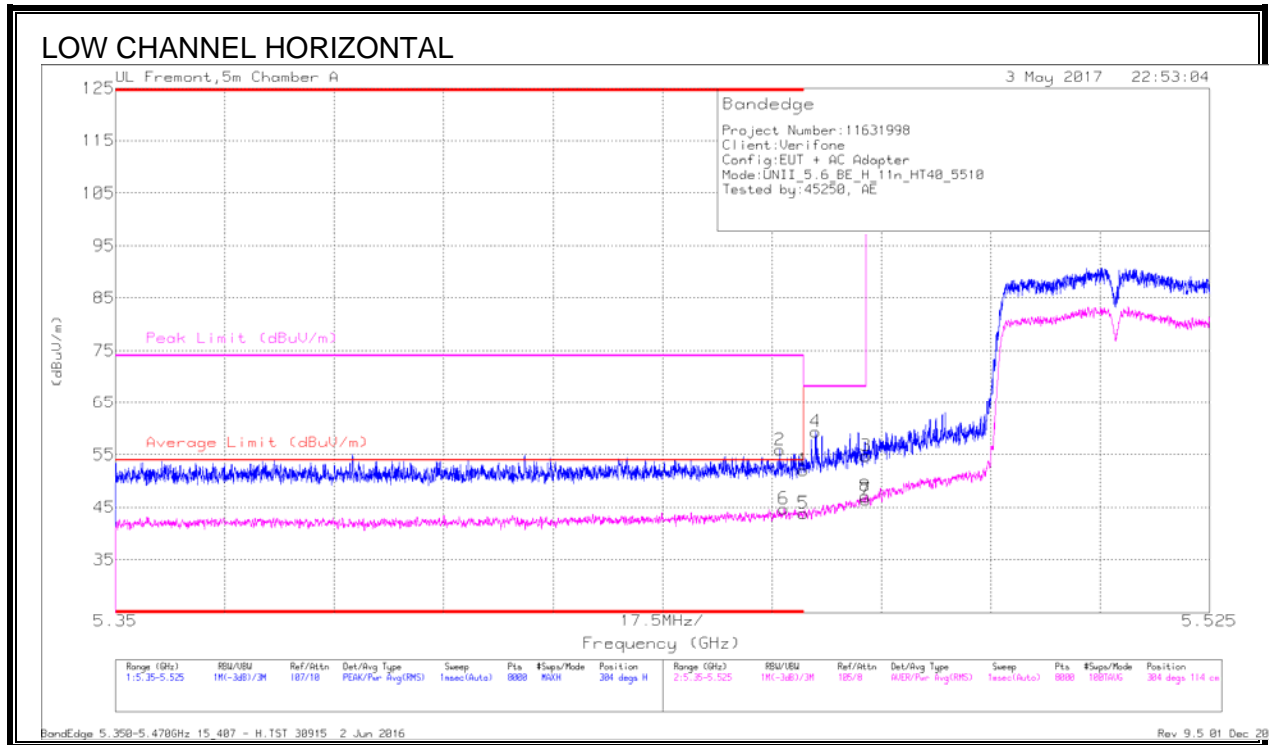
Radiated Emissions

Frequency (GHz)	Meter Reading (dBuV)	Det	AF T711 (dB/m)	Amp/Ch/Filt/Pad (dB)	DC Corr (dB)	Corrected Reading (dBuV/m)	Avg Limit (dBuV/m)	Margin (dB)	Peak Limit (dBuV/m)	PK Margin (dB)	UNII Non-Restricted (dBuV/m)	PK Margin (dB)	Asimuth (Degs)	Height (cm)	Polarity
* 1.065	43.97	PK-U	27.8	-33.8	0	37.97	-	-	74	-36.03	-	-	41	333	H
* 1.064	34.45	ADR	27.8	-33.8	31	28.76	54	-25.24	-	-	-	-	41	333	H
* 3.828	38.61	PK-U	33.2	-29.9	0	41.91	-	-	74	-32.09	-	-	112	196	H
* 3.826	26.87	ADR	33.2	-29.9	31	30.48	54	-23.52	-	-	-	-	112	196	H
* 4.08	37.99	PK-U	33.4	-30.2	0	41.19	-	-	74	-32.81	-	-	279	235	V
* 4.08	25.97	ADR	33.4	-30.2	31	29.48	54	-24.52	-	-	-	-	279	235	V
* 11.791	32.41	PK-U	38.4	-20	0	50.81	-	-	74	-23.19	-	-	33	178	H
* 11.793	20.59	ADR	38.4	-20	31	39.3	54	-14.7	-	-	-	-	33	178	H
* 12.347	32.03	PK-U	38.9	-20.7	0	50.23	-	-	74	-23.77	-	-	207	239	V
* 12.344	20.84	ADR	38.8	-20.7	31	39.25	54	-14.75	-	-	-	-	207	239	V
1.727	28.19	ADR	29.5	-33	31	25	-	-	-	-	-	-	243	377	V
1.731	40.51	PK-U	29.6	-33	0	37.11	-	-	-	-	68.2	-31.09	243	377	V

* - indicates frequency in CFR47 Pt 15 / IC RSS-Restricted Band
 PK-U - U-NII: Maximum Peak
 ADR - U-NII AD primary method, RMS average

9.1.11. 11n HT40 MODE IN THE 5.6GHz BAND

BANDEDGE (LOW CHANNEL)



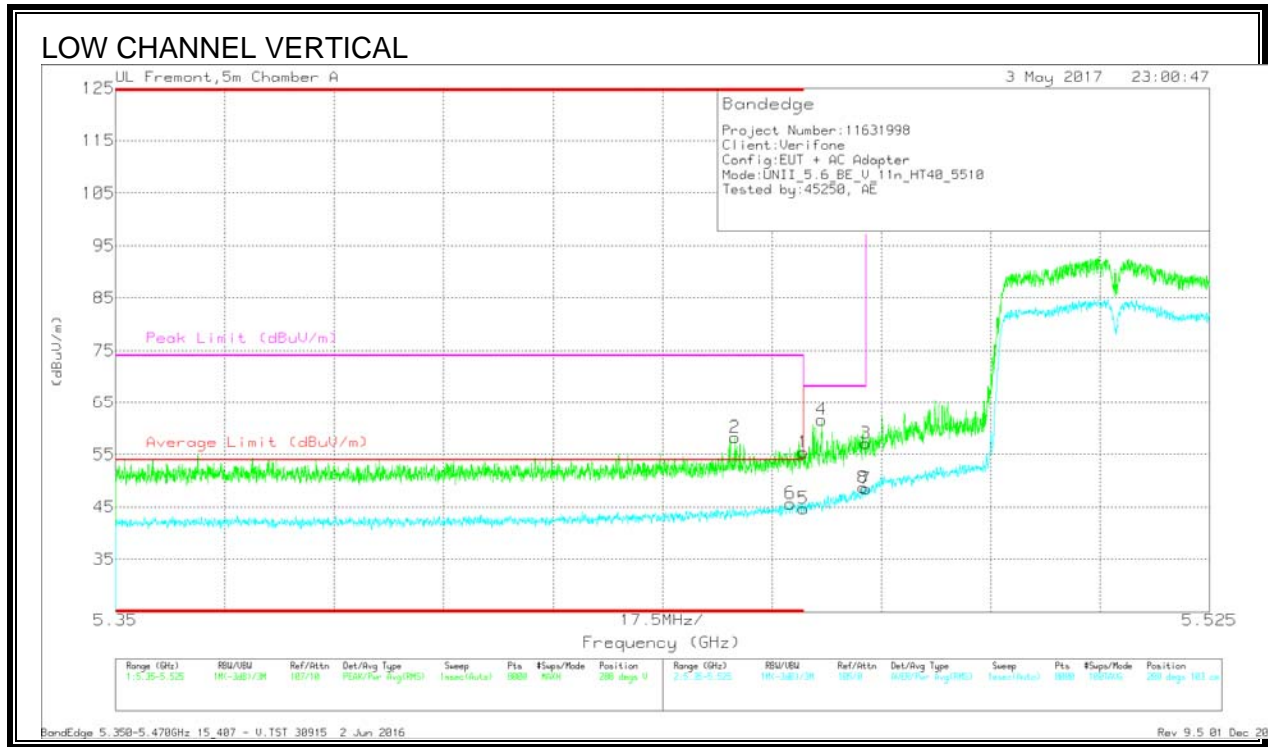
Trace Markers

Marker	Frequency (GHz)	Meter Reading (dBuV)	Det	AF T345 (dB/m)	Amp/Cbl/Fltr/Pad (dB)	DC Corr (dB)	Corrected Reading (dBuV/m)	Average Limit (dBuV/m)	Margin (dB)	Peak Limit (dBuV/m)	PK Margin (dB)	Azimuth (Degs)	Height (cm)	Polarity
2	* 5.456	40.23	Pk	34.4	-18.8	0	55.83	-	-	74	-18.17	304	114	H
6	* 5.457	28.46	RMS	34.4	-18.8	.42	44.48	54	-9.52	-	-	304	114	H
1	* 5.46	36.57	Pk	34.4	-18.9	0	52.07	-	-	74	-21.93	304	114	H
5	* 5.46	27.69	RMS	34.4	-18.9	.42	43.61	54	-10.39	-	-	304	114	H
4	5.462	43.83	Pk	34.4	-18.9	0	59.33	-	-	68.2	-8.87	304	114	H
3	5.47	39.1	Pk	34.4	-18.7	0	54.8	-	-	68.2	-13.4	304	114	H
7	5.47	30.16	RMS	34.4	-18.7	.42	46.28	-	-	-	-	304	114	H
8	5.47	30.71	RMS	34.4	-18.7	.42	46.83	-	-	-	-	304	114	H

* - indicates frequency in CFR47 Pt 15 / IC RSS-Restricted Band

Pk - Peak detector

RMS - RMS detection



Trace Markers

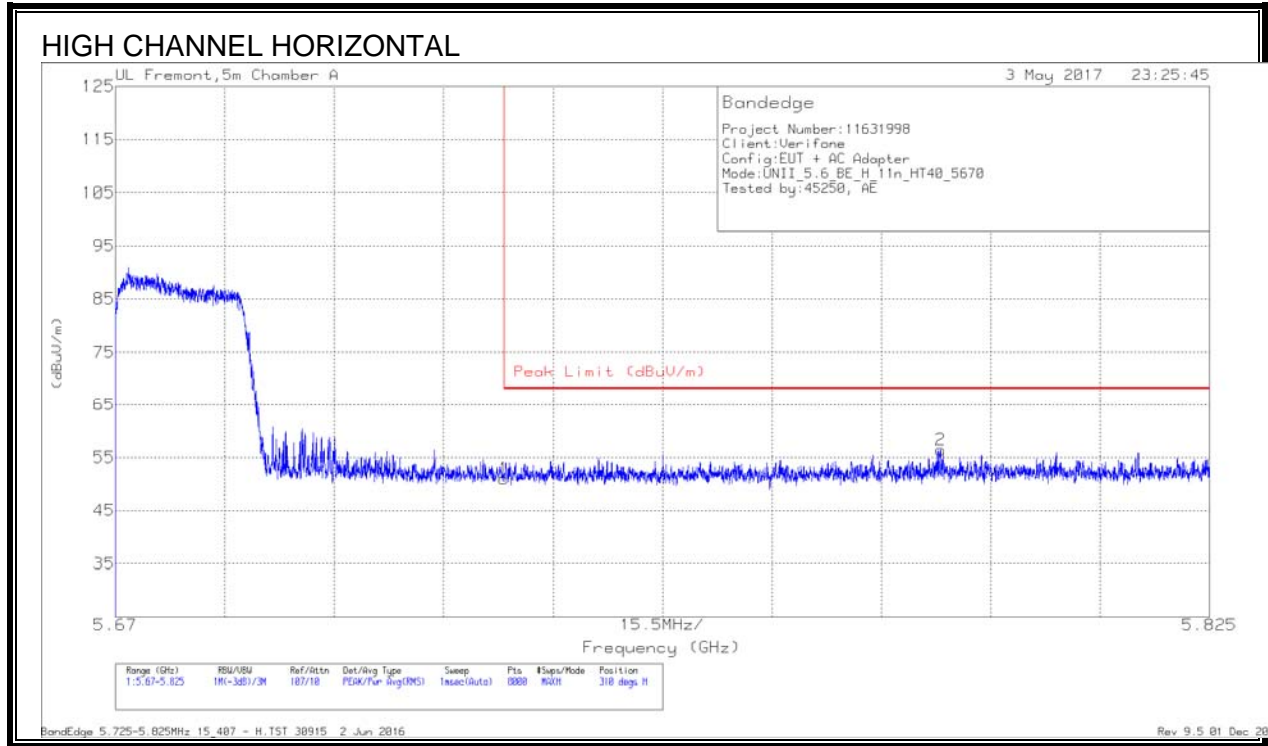
Marker	Frequency (GHz)	Meter Reading (dBuV)	Det	AF T345 (dB/m)	Amp/Cbl/Filtr/Pad (dB)	DC Corr (dB)	Corrected Reading (dBuV/m)	Average Limit (dBuV/m)	Margin (dB)	Peak Limit (dBuV/m)	PK Margin (dB)	Azimuth (Degs)	Height (cm)	Polarity
2	* 5.449	42.77	Pk	34.4	-18.9	0	58.27	-	-	74	-15.73	288	103	V
6	* 5.458	29.51	RMS	34.4	-18.9	.42	45.43	54	-8.57	-	-	288	103	V
1	* 5.46	39.86	Pk	34.4	-18.9	0	55.36	-	-	74	-18.64	288	103	V
5	* 5.46	28.56	RMS	34.4	-18.9	.42	44.48	54	-9.52	-	-	288	103	V
4	5.463	46.03	Pk	34.4	-18.8	0	61.63	-	-	68.2	-6.57	288	103	V
3	5.47	41.43	Pk	34.4	-18.7	0	57.13	-	-	68.2	-11.07	288	103	V
7	5.47	32.14	RMS	34.4	-18.7	.42	48.26	-	-	-	-	288	103	V
8	5.47	32.31	RMS	34.4	-18.7	.42	48.43	-	-	-	-	288	103	V

* - indicates frequency in CFR47 Pt 15 / IC RSS-Restricted Band

Pk - Peak detector

RMS - RMS detection

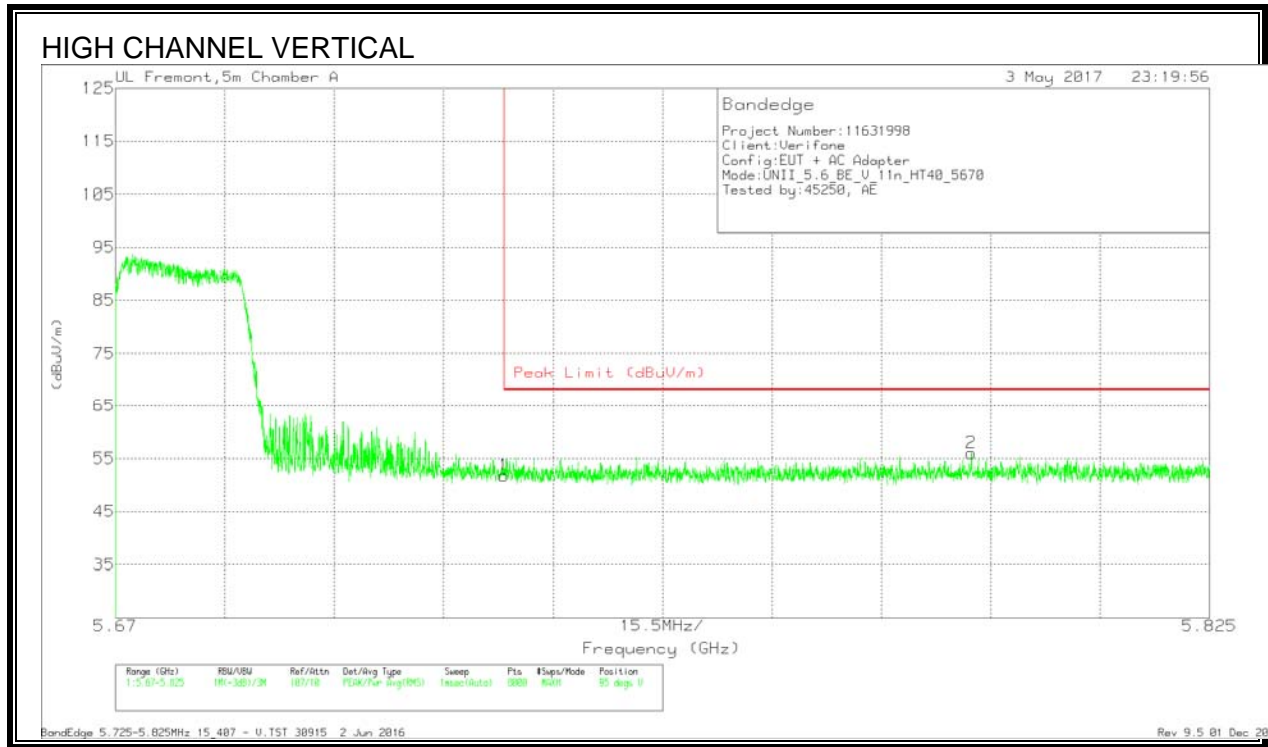
AUTHORIZED BANDEDGE (HIGH CHANNEL)



Trace Markers

Marker	Frequency (GHz)	Meter Reading (dBuV)	Det	AF T711 (dB/m)	Amp/Cb/Fltr/Pad (dB)	Corrected Reading (dBuV/m)	Peak Limit (dBuV/m)	PK Margin (dB)	Azimuth (Degs)	Height (cm)	Polarity
1	5.725	35.14	Pk	34.8	-19	50.94	68.2	-17.26	310	101	H
2	5.787	40.45	Pk	34.7	-18.8	56.35	68.2	-11.85	310	101	H

Pk - Peak detector

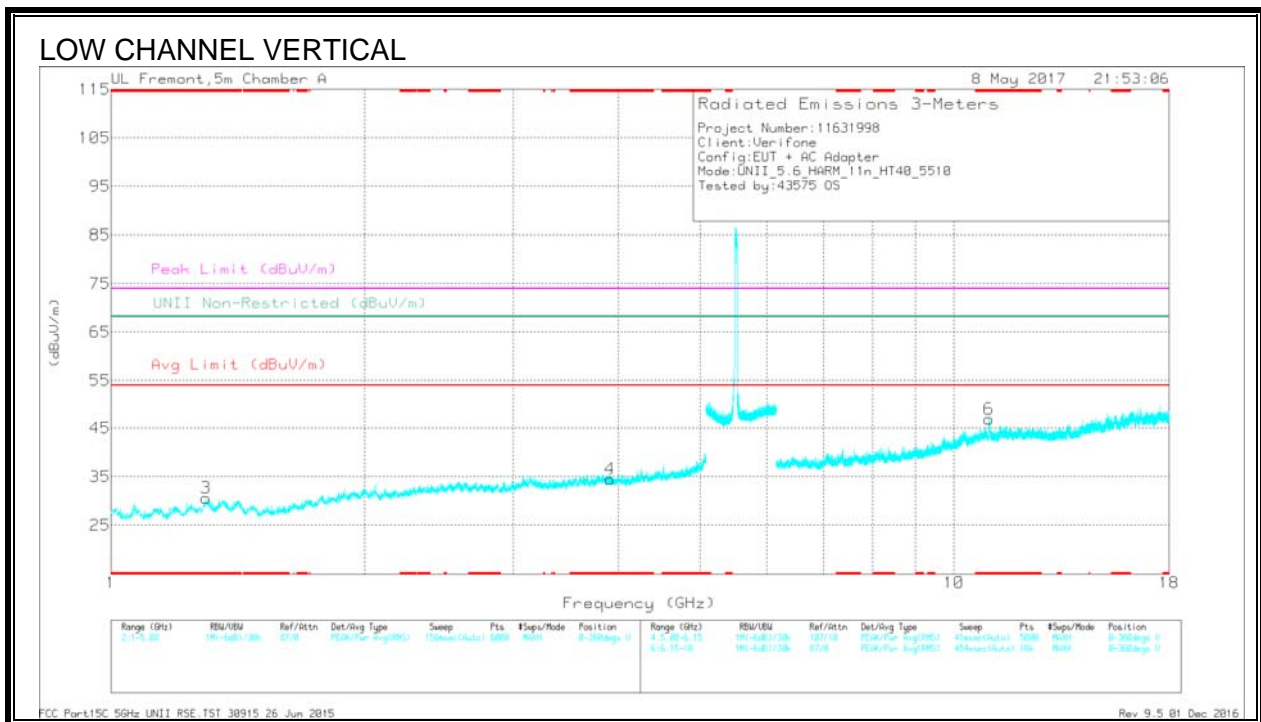
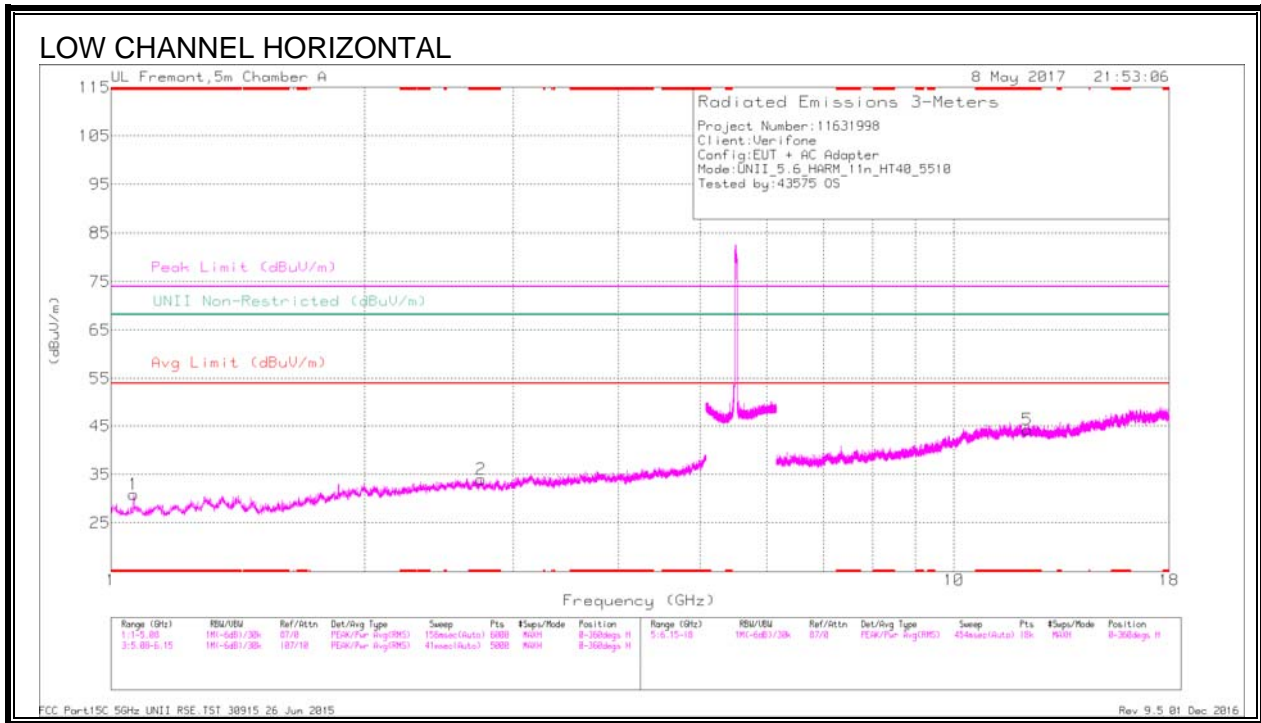


Trace Markers

Marker	Frequency (GHz)	Meter Reading (dBuV)	Det	AF T711 (dB/m)	Amp/Cbl/Filtr/Pad (dB)	Corrected Reading (dBuV/m)	Peak Limit (dBuV/m)	PK Margin (dB)	Azimuth (Degs)	Height (cm)	Polarity
1	5.725	35.98	Pk	34.8	-19	51.78	68.2	-16.42	95	155	V
2	5.791	40.24	Pk	34.7	-18.9	56.04	68.2	-12.16	95	155	V

Pk - Peak detector

HARMONICS AND SPURIOUS EMISSIONS



Trace Markers

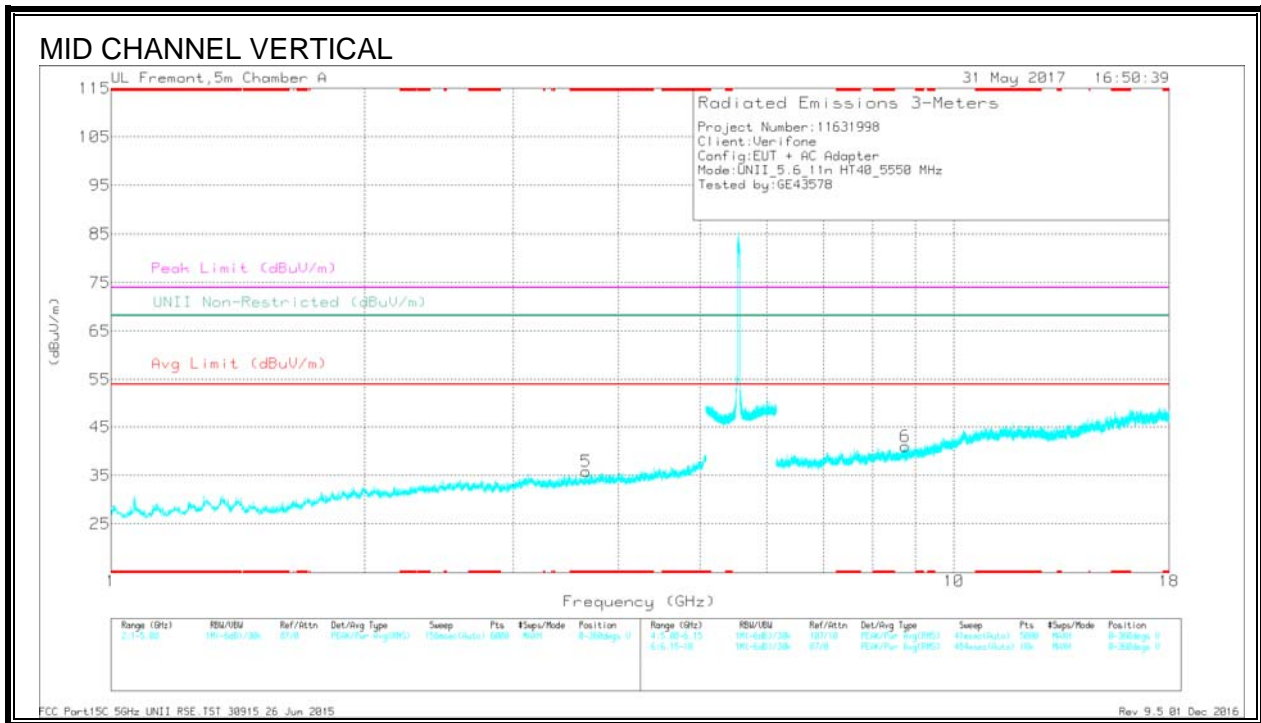
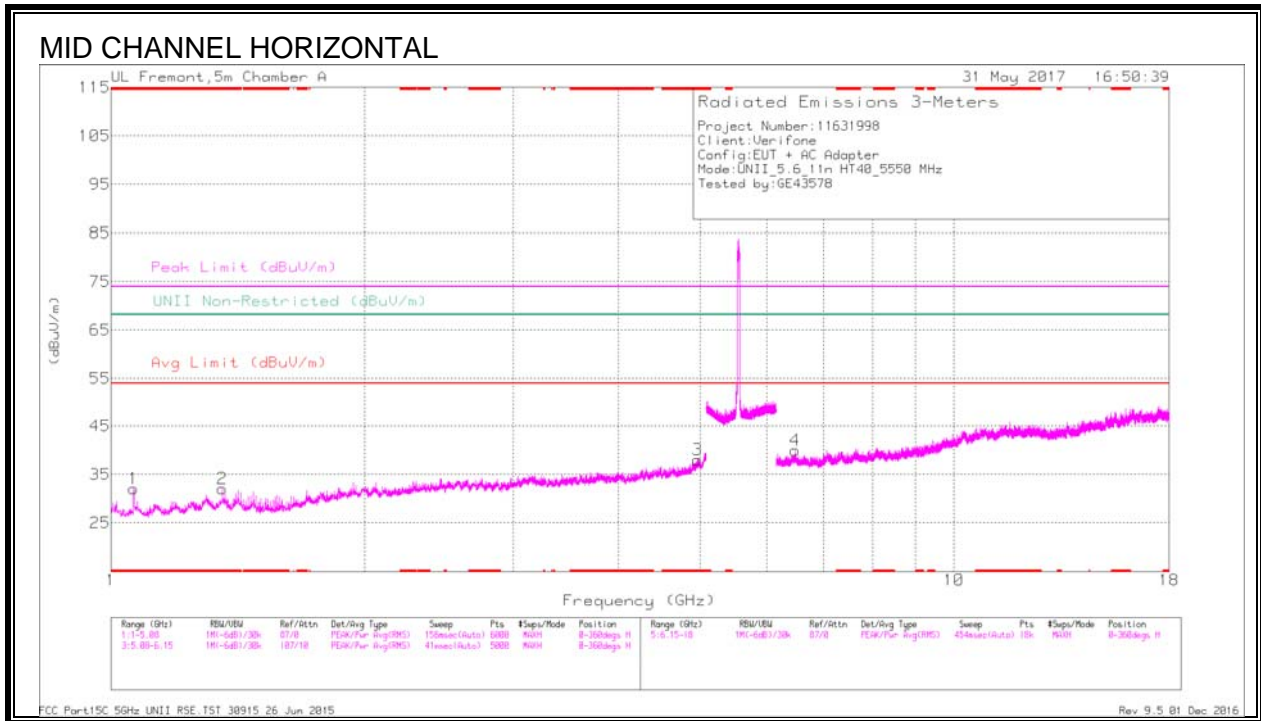
Marker	Frequency (GHz)	Meter Reading (dBuV)	Det	AF T711 (dB/m)	Amp/CA/PR/Pad (dB)	DC Corr (dB)	Corrected Reading (dBuV/m)	Avg Limit (dBuV/m)	Margin (dB)	Peak Limit (dBuV/m)	PK Margin (dB)	UNII Non-Restricted (dBuV/m)	PK Margin (dB)	Azimuth (Degs)	Height (cm)	Polarity
1	* 1.064	36.93	Pk	27.8	-33.8	0	30.93	-	-	74	-43.07	-	-	0-360	199	H
2	* 2.746	33.54	Pk	32.6	-32.1	0	34.04	-	-	74	-39.96	-	-	0-360	100	H
3	* 1.296	35.08	Pk	29.5	-33.9	0	30.68	-	-	74	-43.32	-	-	0-360	200	V
4	* 3.91	31.74	Pk	33.4	-30.6	0	34.54	-	-	74	-39.46	-	-	0-360	200	V
5	* 12.219	25.84	Pk	38.8	-20.4	0	44.24	-	-	74	-29.76	-	-	0-360	101	H
6	* 11.007	29.24	Pk	37.8	-20.2	0	46.84	-	-	74	-27.16	-	-	0-360	101	V

* - indicates frequency in CFR47 Pt 15 / IC RSS-Restricted Band
 Pk - Peak detector

Radiated Emissions

Frequency (GHz)	Meter Reading (dBuV)	Det	AF T711 (dB/m)	Amp/CA/PR/Pad (dB)	DC Corr (dB)	Corrected Reading (dBuV/m)	Avg Limit (dBuV/m)	Margin (dB)	Peak Limit (dBuV/m)	PK Margin (dB)	UNII Non-Restricted (dBuV/m)	PK Margin (dB)	Azimuth (Degs)	Height (cm)	Polarity
* 1.064	44.21	PK-U	27.8	-33.8	0	38.21	-	-	74	-35.79	-	-	22	187	H
* 1.064	35.09	ADR	27.8	-33.8	42	29.51	54	-24.49	-	-	-	-	22	187	H
* 2.748	39.74	PK-U	32.6	-32.1	0	40.24	-	-	74	-33.76	-	-	272	246	H
* 2.745	27.76	ADR	32.6	-32	42	28.78	54	-25.22	-	-	-	-	272	246	H
* 1.295	41.09	PK-U	29.5	-33.9	0	36.69	-	-	74	-37.31	-	-	357	210	V
* 1.296	29.32	ADR	29.5	-33.9	42	25.34	54	-28.66	-	-	-	-	357	210	V
* 3.909	38.89	PK-U	33.4	-30.6	0	41.69	-	-	74	-32.31	-	-	47	226	V
* 3.909	26.95	ADR	33.4	-30.6	42	30.17	54	-23.83	-	-	-	-	47	226	V
* 12.217	32.3	PK-U	38.8	-20.4	0	50.7	-	-	74	-23.3	-	-	71	137	H
* 12.22	20.58	ADR	38.8	-20.4	42	39.4	54	-14.6	-	-	-	-	71	137	H
* 11.009	35.4	PK-U	37.8	-20.2	0	53	-	-	74	-21	-	-	179	116	V
* 11.007	23.08	ADR	37.8	-20.2	42	41.1	54	-12.9	-	-	-	-	179	116	V

* - indicates frequency in CFR47 Pt 15 / IC RSS-Restricted Band
 PK-U - U-NII: Maximum Peak
 ADR - U-NII AD primary method, RMS average



Trace Markers

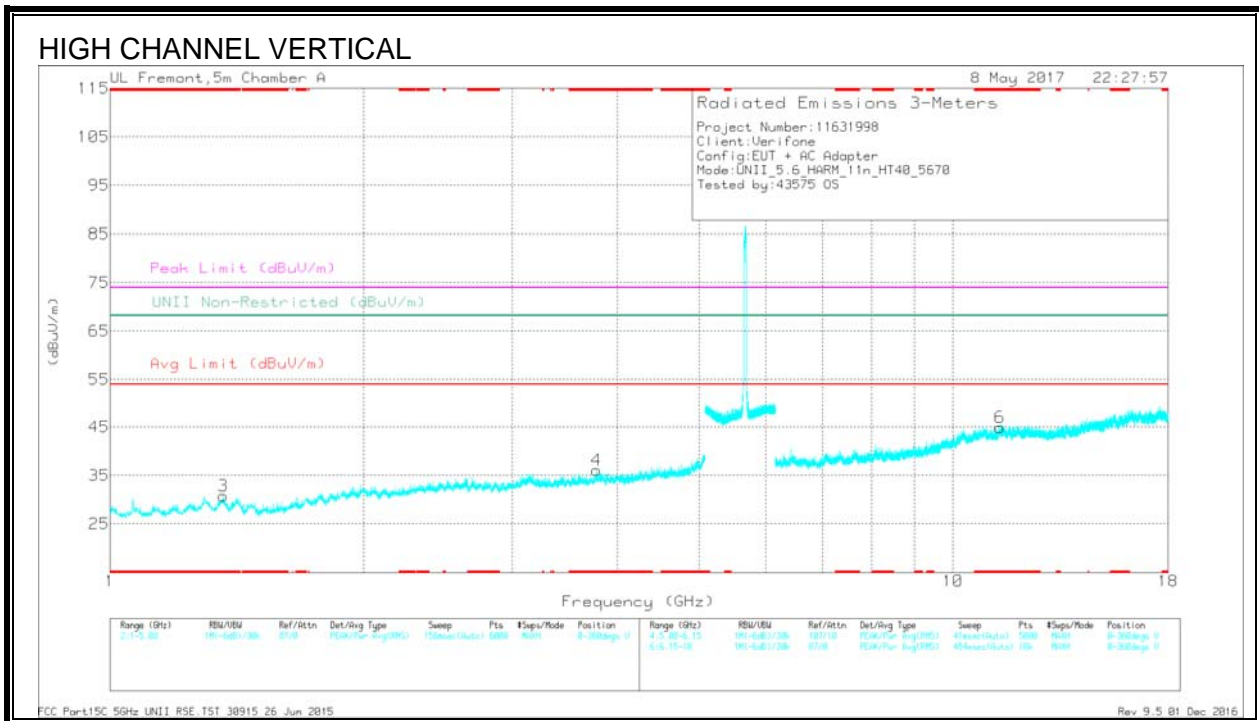
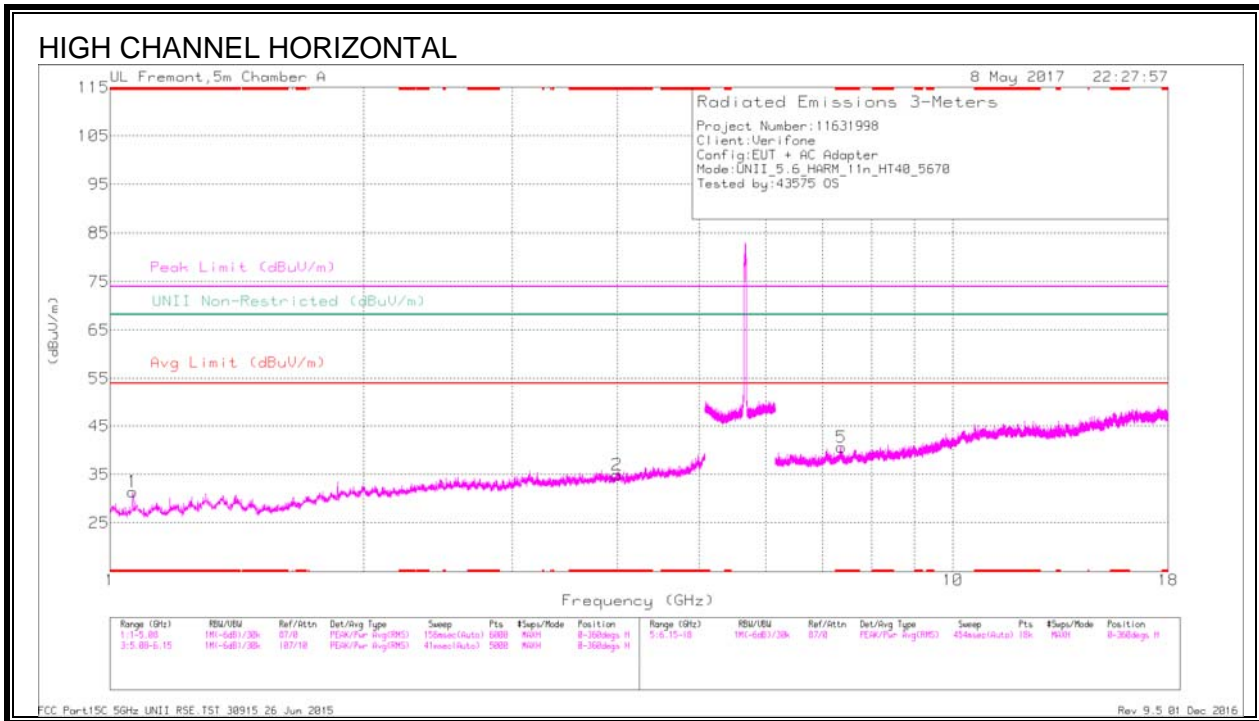
Marker	Frequency (GHz)	Meter Reading (dBuV)	Det	AF T711 (dB/m)	Amp/CM/Hz/Pad (dB)	DC Corr (dB)	Corrected Reading (dBuV/m)	Avg Limit (dBuV/m)	Margin (dB)	Peak Limit (dBuV/m)	PK Margin (dB)	UNII Non-Restricted (dBuV/m)	PK Margin (dB)	Asimuth (Degs)	Height (cm)	Polarity
1	* 1.064	38.05	Pk	27.8	-33.8	0	32.05	-	-	74	-41.95	-	-	0-360	199	H
2	* 1.355	36.01	Pk	29.4	-33.4	0	32.01	-	-	74	-41.99	-	-	0-360	199	H
3	* 4.967	31.6	Pk	34.1	-27.7	0	38	-	-	74	-36	-	-	0-360	101	H
5	* 3.661	33.48	Pk	33.1	-30.7	0	35.88	-	-	74	-38.12	-	-	0-360	200	V
4	6.481	29.2	Pk	35.5	-24.7	0	40	-	-	-	-	68.2	-28.2	0-360	101	H
6	8.754	28.45	Pk	35.8	-23.2	0	41.05	-	-	-	-	68.2	-27.15	0-360	101	V

* - indicates frequency in CFR47 Pt 15 / IC RSS-Restricted Band
 Pk - Peak detector

Radiated Emissions

Frequency (GHz)	Meter Reading (dBuV)	Det	AF T711 (dB/m)	Amp/CM/Hz/Pad (dB)	DC Corr (dB)	Corrected Reading (dBuV/m)	Avg Limit (dBuV/m)	Margin (dB)	Peak Limit (dBuV/m)	PK Margin (dB)	UNII Non-Restricted (dBuV/m)	PK Margin (dB)	Asimuth (Degs)	Height (cm)	Polarity
* 1.063	44.39	PK-U	27.8	-33.8	0	38.39	-	-	74	-35.61	-	-	286	243	H
* 1.065	33.81	ADR	27.8	-33.8	-42	28.23	54	-25.77	-	-	-	-	286	243	H
* 1.355	42.29	PK-U	29.4	-33.4	0	38.29	-	-	74	-35.71	-	-	194	200	H
* 1.355	31.58	ADR	29.4	-33.4	-42	28	54	-26	-	-	-	-	194	200	H
* 4.969	37.74	PK-U	34.1	-27.6	0	44.24	-	-	74	-29.76	-	-	5	102	H
* 4.968	26.16	ADR	34.1	-27.6	-42	33.08	54	-20.92	-	-	-	-	5	102	H
* 3.662	38.39	PK-U	33.1	-30.7	0	40.79	-	-	74	-33.21	-	-	230	203	V
* 3.661	26.98	ADR	33.1	-30.7	-42	29.8	54	-24.2	-	-	-	-	230	203	V
6.482	34.53	PK-U	35.5	-24.6	0	45.43	-	-	-	-	68.2	-22.77	213	102	H
8.753	33.55	PK-U	35.8	-23.2	0	46.15	-	-	-	-	68.2	-22.05	282	102	V

* - indicates frequency in CFR47 Pt 15 / IC RSS-Restricted Band
 PK-U - U-NII: Maximum Peak
 ADR - U-NII AD primary method, RMS average



Trace Markers

Marker	Frequency (GHz)	Meter Reading (dBuV)	Det	AF T711 (dB/m)	Amp/CA/FR/Pad (dB)	DC Corr (dB)	Corrected Reading (dBuV/m)	Avg Limit (dBuV/m)	Margin (dB)	Peak Limit (dBuV/m)	PK Margin (dB)	UNII Non-Restricted (dBuV/m)	PK Margin (dB)	Azimuth (Degs)	Height (cm)	Polarity
1	* 1.064	37.48	Pk	27.8	-33.8	0	31.48	-	-	74	-42.52	-	-	0-360	101	H
2	* 3.994	31.33	Pk	33.4	-29.8	0	34.93	-	-	74	-39.07	-	-	0-360	199	H
3	* 1.362	35.07	Pk	29.4	-33.7	0	30.77	-	-	74	-43.23	-	-	0-360	101	V
4	* 3.78	32.74	Pk	33.1	-29.8	0	36.04	-	-	74	-37.96	-	-	0-360	101	V
5	* 7.369	28.67	Pk	35.5	-23.5	0	40.67	-	-	74	-33.33	-	-	0-360	199	H
6	* 11.369	26.25	Pk	38	-19.3	0	44.95	-	-	74	-29.05	-	-	0-360	100	V

* - indicates frequency in CFR47 Pt 15 / IC RSS-Restricted Band
 Pk - Peak detector

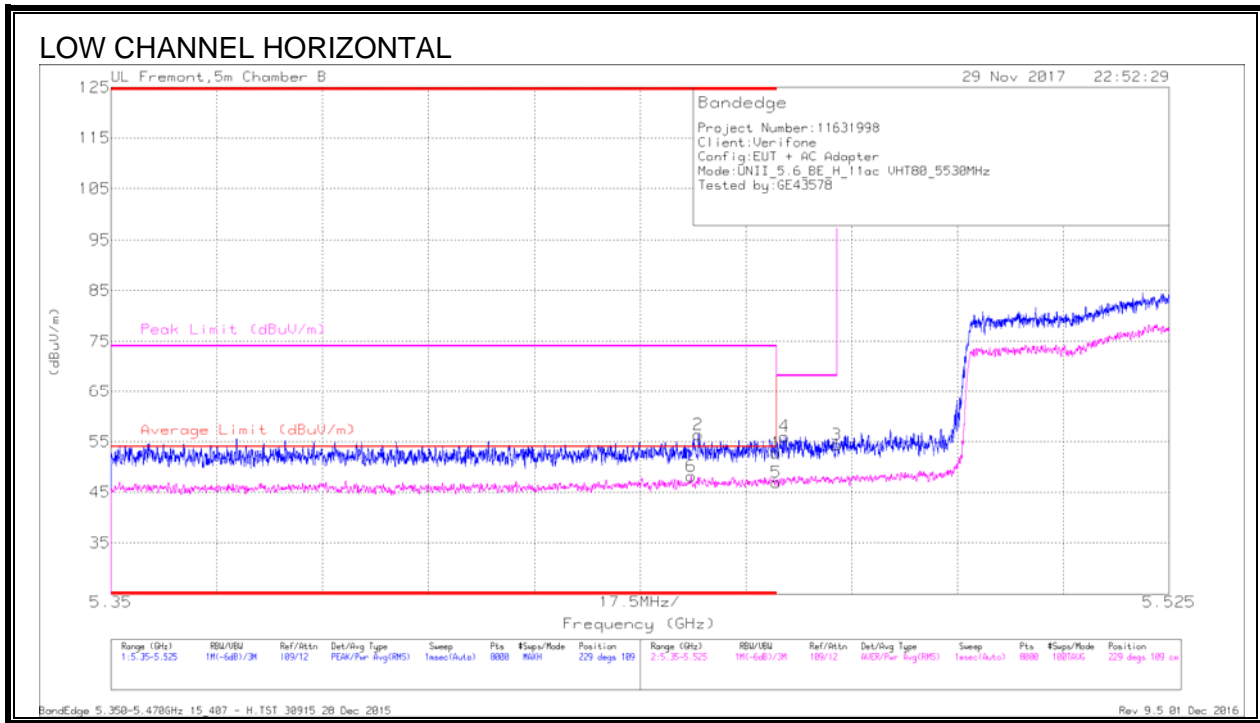
Radiated Emissions

Frequency (GHz)	Meter Reading (dBuV)	Det	AF T711 (dB/m)	Amp/CA/FR/Pad (dB)	DC Corr (dB)	Corrected Reading (dBuV/m)	Avg Limit (dBuV/m)	Margin (dB)	Peak Limit (dBuV/m)	PK Margin (dB)	UNII Non-Restricted (dBuV/m)	PK Margin (dB)	Azimuth (Degs)	Height (cm)	Polarity
* 1.064	43.78	PK-U	27.8	-33.8	0	37.78	-	-	74	-36.22	-	-	231	254	H
* 1.064	34.1	ADR	27.8	-33.8	42	28.52	54	-25.48	-	-	-	-	231	254	H
* 3.994	37.36	PK-U	33.4	-29.8	0	40.96	-	-	74	-33.04	-	-	205	151	H
* 3.994	25.11	ADR	33.4	-29.8	42	30.13	54	-23.87	-	-	-	-	205	151	H
* 1.362	40.87	PK-U	29.4	-33.7	0	36.57	-	-	74	-37.43	-	-	68	330	V
* 1.361	29.02	ADR	29.4	-33.7	42	25.14	54	-28.86	-	-	-	-	68	330	V
* 3.778	38.51	PK-U	33.1	-29.8	0	41.81	-	-	74	-32.19	-	-	325	376	V
* 3.78	27.39	ADR	33.1	-29.8	42	31.11	54	-22.89	-	-	-	-	325	376	V
* 7.368	33.34	PK-U	35.5	-23.5	0	45.34	-	-	74	-28.66	-	-	129	211	H
* 7.368	21.76	ADR	35.5	-23.4	42	34.28	54	-19.72	-	-	-	-	129	211	H
* 11.369	31.98	PK-U	38	-19.3	0	50.68	-	-	74	-23.32	-	-	317	198	V
* 11.369	20.52	ADR	38	-19.3	42	39.64	54	-14.36	-	-	-	-	317	198	V

* - indicates frequency in CFR47 Pt 15 / IC RSS-Restricted Band
 PK-U - U-NII: Maximum Peak
 ADR - U-NII AD primary method, RMS average

9.1.12. 11ac VHT80 MODE IN THE 5.6GHz BAND

BANDEDGE (LOW CHANNEL)



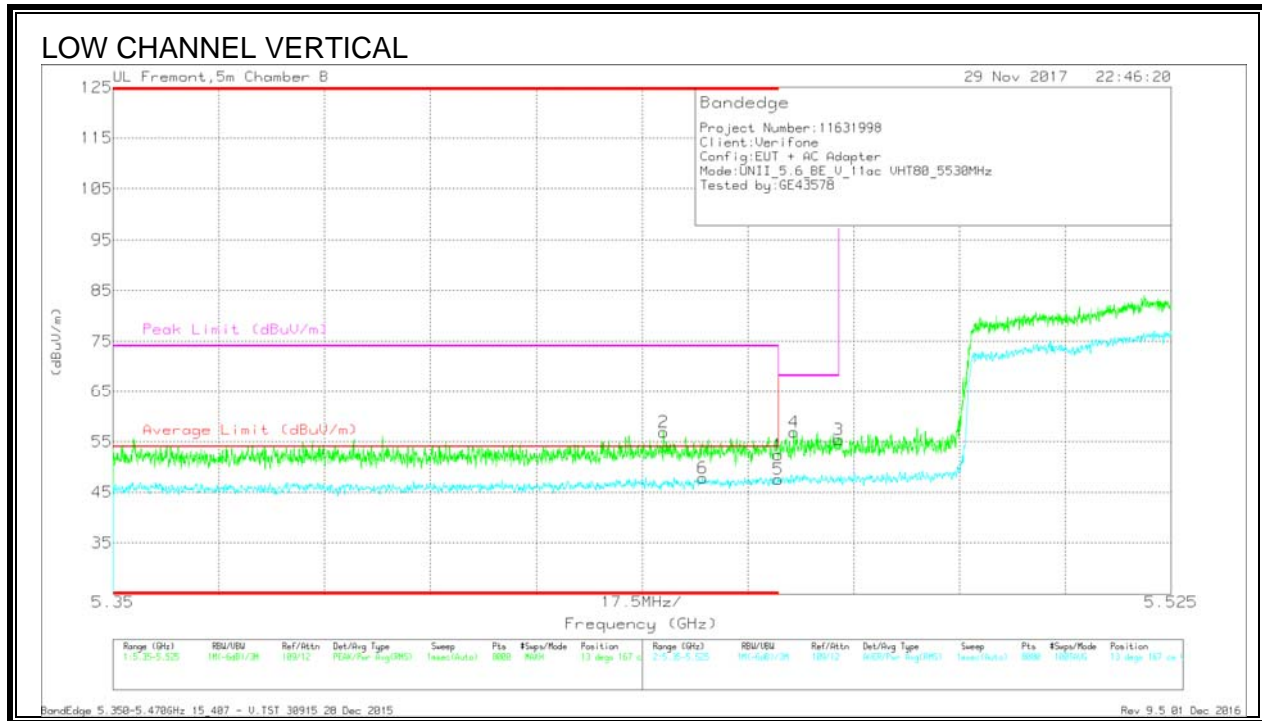
Trace Markers

Marker	Frequency (GHz)	Meter Reading (dBuV)	Det	AF T863 (dB/m)	Amp/Cb/Ftr/Pad (dB)	DC Corr (dB)	Corrected Reading (dBuV/m)	Average Limit (dBuV/m)	Margin (dB)	Peak Limit (dBuV/m)	PK Margin (dB)	Azimuth (Degs)	Height (cm)	Polarity
1	* 5.46	36.51	Pk	35.2	-18.9	0	52.81	-	-	74	-21.19	229	109	H
2	* 5.447	39.81	Pk	35.1	-18.5	0	56.41	-	-	74	-17.59	229	109	H
5	* 5.46	29.44	RMS	35.2	-18.9	1.18	46.92	54	-7.08	-	-	229	109	H
6	* 5.446	30.55	RMS	35.1	-18.7	1.18	48.13	54	-5.87	-	-	229	109	H
4	5.461	39.66	Pk	35.2	-18.8	0	56.06	-	-	68.2	-12.14	229	109	H
3	5.47	38.07	Pk	35.2	-18.9	0	54.37	-	-	68.2	-13.83	229	109	H

* - indicates frequency in CFR47 Pt 15 / IC RSS-Restricted Band

Pk - Peak detector

RMS - RMS detection



Trace Markers

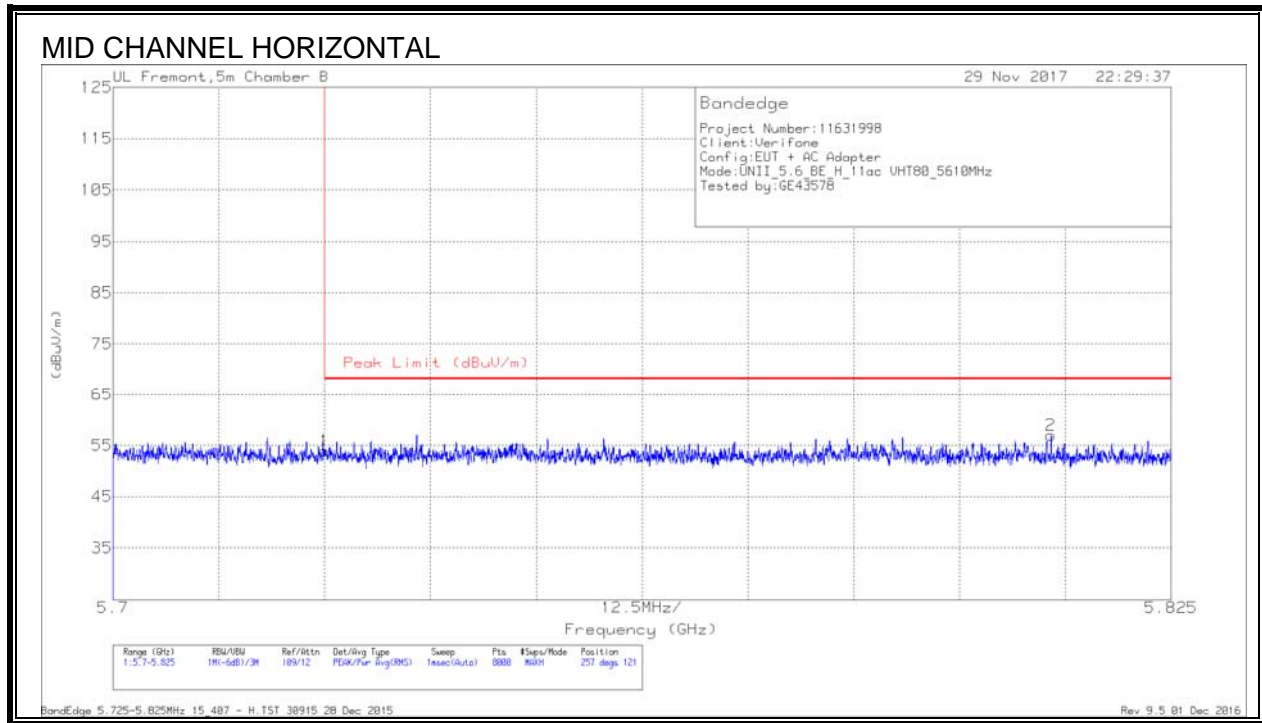
Marker	Frequency (GHz)	Meter Reading (dBuV)	Det	AFT863 (dB/m)	Amp/Cbl/Fltr/Pad (dB)	DC Corr (dB)	Corrected Reading (dBuV/m)	Average Limit (dBuV/m)	Margin (dB)	Peak Limit (dBuV/m)	PK Margin (dB)	Azimuth (Degs)	Height (cm)	Polarity
1	* 5.46	36.1	Pk	35.2	-18.9	0	52.4	-	-	74	-21.6	13	167	V
2	* 5.441	40.37	Pk	35.1	-18.6	0	56.87	-	-	74	-17.13	13	167	V
5	* 5.46	30.07	RMS	35.2	-18.9	1.18	47.55	54	-6.45	-	-	13	167	V
6	* 5.447	30.18	RMS	35.1	-18.6	1.18	47.86	54	-6.14	-	-	13	167	V
4	5.463	40.37	Pk	35.2	-18.7	0	56.87	-	-	68.2	-11.33	13	167	V
3	5.47	39.13	Pk	35.2	-18.9	0	55.43	-	-	68.2	-12.77	13	167	V

* - indicates frequency in CFR47 Pt 15 / IC RSS-Restricted Band

Pk - Peak detector

RMS - RMS detection

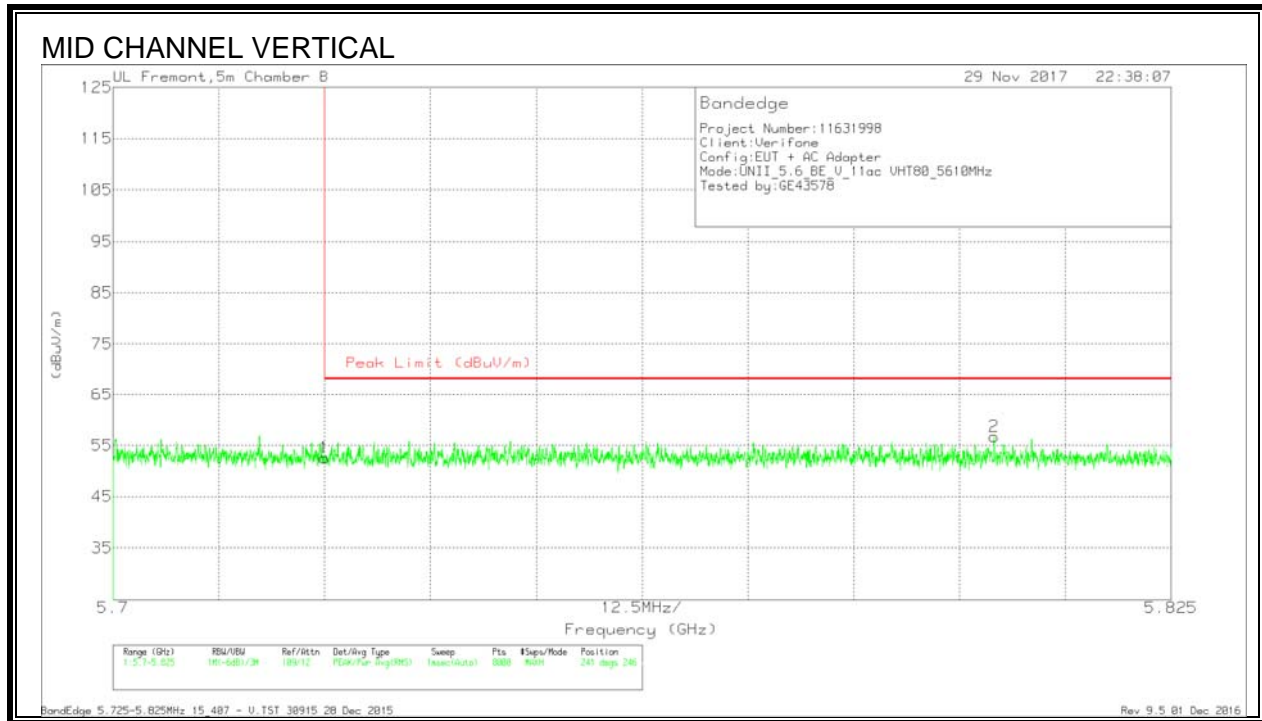
AUTHORIZED BANDEDGE (MID CHANNEL)



Trace Markers

Marker	Frequency (GHz)	Meter Reading (dBuV)	Det	AF T863 (dB/m)	Amp/Cbl/Filtr/Pad (dB)	Corrected Reading (dBuV/m)	Peak Limit (dBuV/m)	PK Margin (dB)	Azimuth (Degs)	Height (cm)	Polarity
1	5.725	38.38	Pk	35	-19.5	53.88	68.2	-14.32	257	121	H
2	5.811	41.11	Pk	35.1	-19.2	57.01	68.2	-11.19	257	121	H

Pk - Peak detector

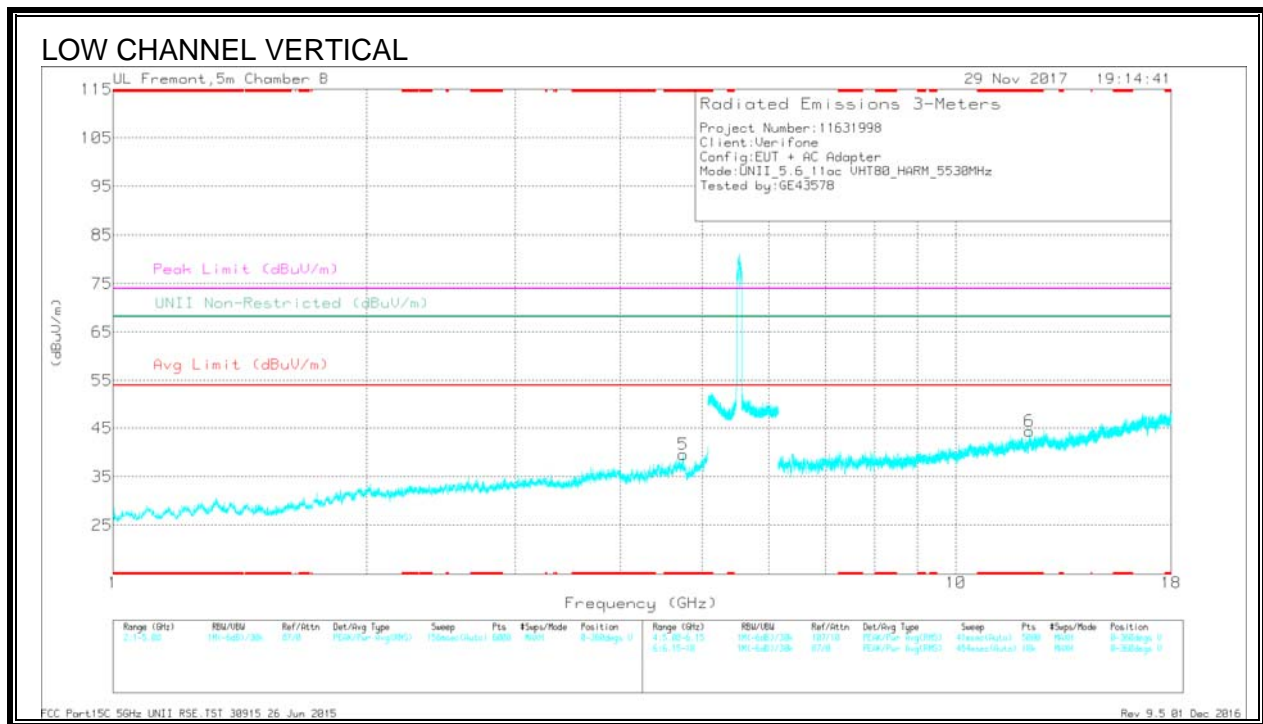
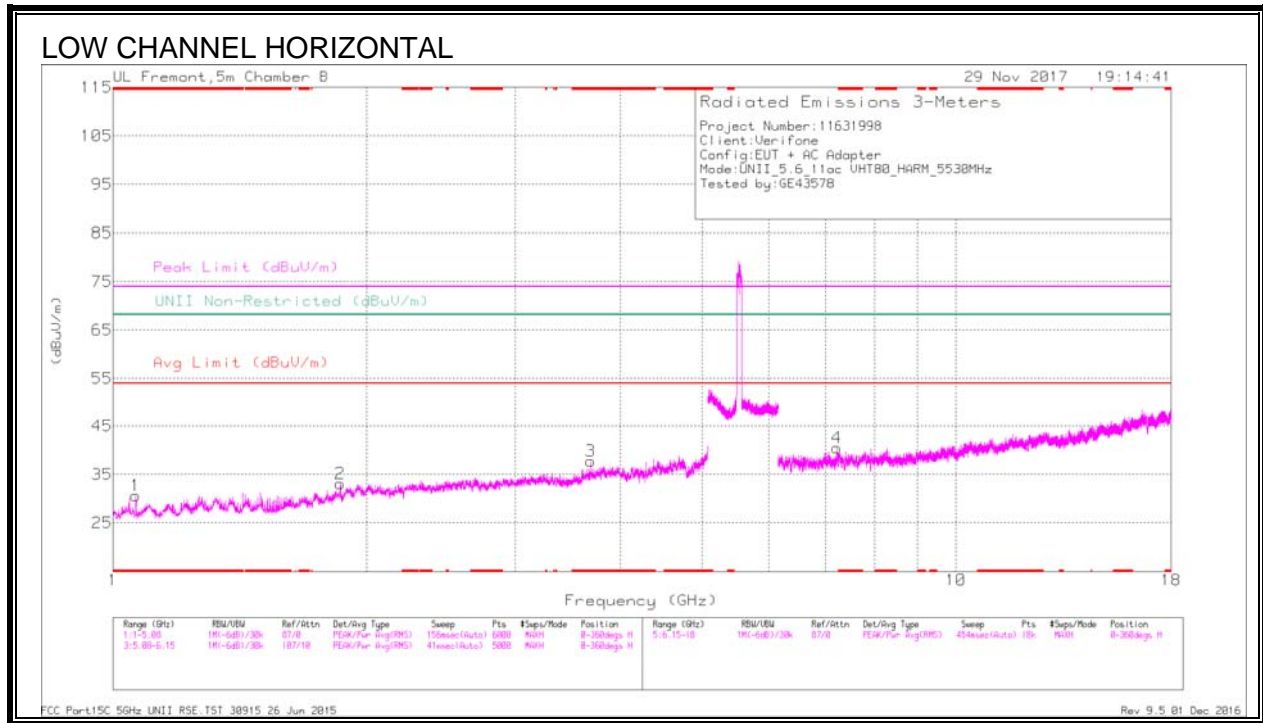


Trace Markers

Marker	Frequency (GHz)	Meter Reading (dBuV)	Det	AF T863 (dB/m)	Amp/Cbl/Filtr/Pad (dB)	Corrected Reading (dBuV/m)	Peak Limit (dBuV/m)	PK Margin (dB)	Azimuth (Degs)	Height (cm)	Polarity
1	5.725	37.1	Pk	35	-19.5	52.6	68.2	-15.6	241	246	V
2	5.804	40.85	Pk	35	-19.1	56.75	68.2	-11.45	241	246	V

Pk - Peak detector

HARMONICS AND SPURIOUS EMISSIONS



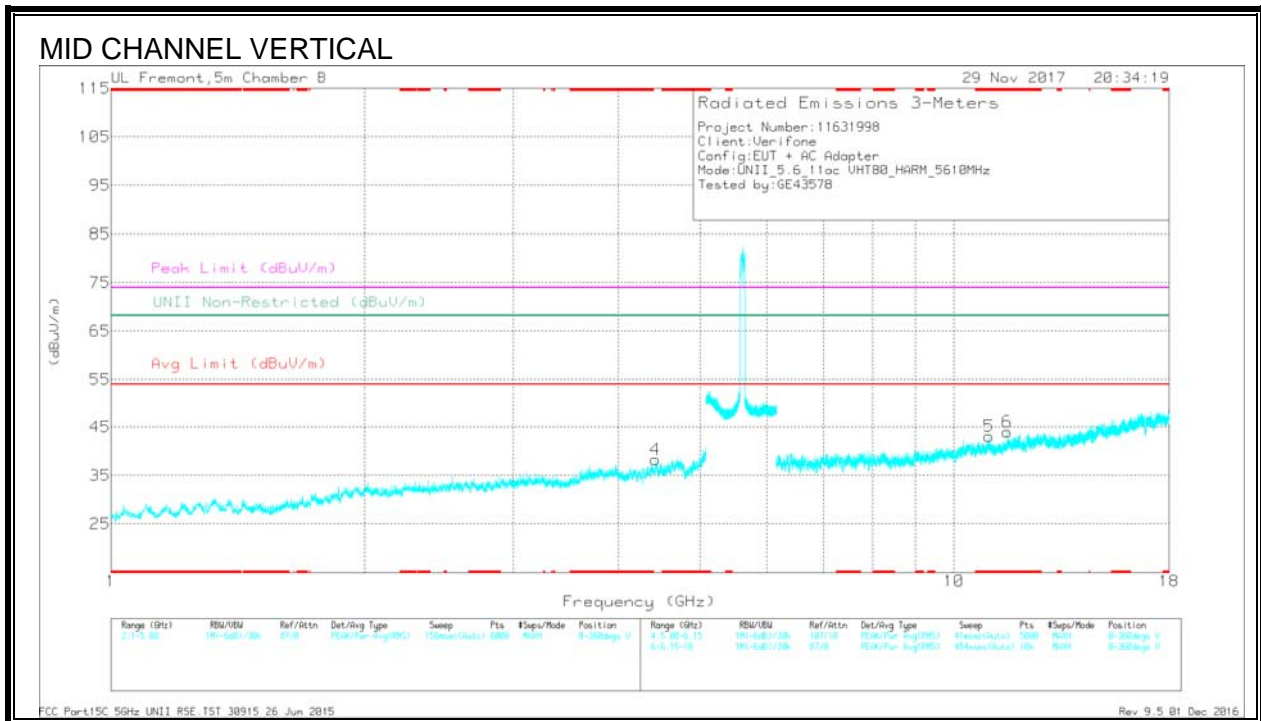
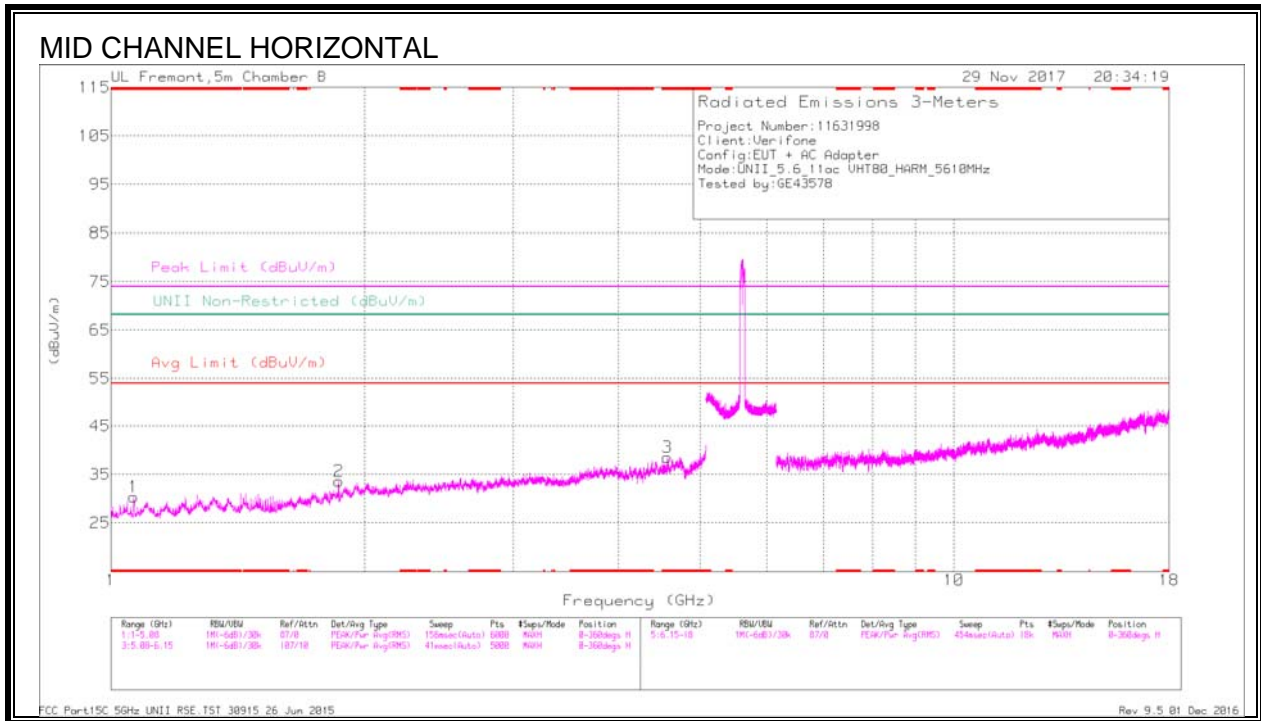
Radiated Emissions

Marker	Frequency (GHz)	Meter Reading (dBuV)	Det	AF T863 (dB/m)	Amp/Cbl/Filtr/Pad (dB)	DC Corr (dB)	Corrected Reading (dBuV/m)	Avg Limit (dBuV/m)	Margin (dB)	Peak Limit (dBuV/m)	PK Margin (dB)	UNII Non-Restricted (dBuV/m)	PK Margin (dB)	Azimuth (Degs)	Height (cm)	Polarity
1	* 1.064	43.85	PK-U	27.2	-34.1	0	36.95	-	-	74	-37.05	-	-	334	199	H
	* 1.064	34.46	ADR	27.2	-34.1	1.18	28.74	54	-25.26	-	-	-	-	334	199	H
3	* 3.687	41.59	PK-U	33.2	-30.6	0	44.19	-	-	74	-29.81	-	-	290	104	H
	* 3.687	32.32	ADR	33.2	-30.6	1.18	36.1	54	-17.9	-	-	-	-	290	104	H
5	* 4.744	40.01	PK-U	34.2	-29.1	0	45.11	-	-	74	-28.89	-	-	312	104	V
	* 4.743	28.52	ADR	34.2	-29	1.18	34.9	54	-19.1	-	-	-	-	312	104	V
6	* 12.213	32.45	PK-U	39.1	-21.9	0	49.65	-	-	74	-24.35	-	-	239	200	V
	* 12.214	20.98	ADR	39.1	-21.9	1.18	39.36	54	-14.64	-	-	-	-	239	200	V
2	1.861	42.17	PK-U	30.8	-33.2	0	39.77	-	-	-	-	68.2	-28.43	40	199	H
4	7.225	35.36	PK-U	35.8	-25.8	0	45.36	-	-	-	-	68.2	-22.84	213	104	H

* - indicates frequency in CFR47 Pt 15 / IC RSS-Restricted Band

PK-U - U-NII: Maximum Peak

ADR - U-NII AD primary method, RMS average



Radiated Emissions

Marker	Frequency (GHz)	Meter Reading (dBuV)	Det	AF T863 (dB/m)	Amp/Cbl/Filtr/Pad (dB)	DC Corr (dB)	Corrected Reading (dBuV/m)	Avg Limit (dBuV/m)	Margin (dB)	Peak Limit (dBuV/m)	PK Margin (dB)	UNII Non-Restricted (dBuV/m)	PK Margin (dB)	Azimuth (Degs)	Height (cm)	Polarity
1	* 1.064	44.01	PK-U	27.2	-34.1	0	37.11	-	-	74	-36.89	-	-	331	199	H
	* 1.064	33.61	ADR	27.2	-34.1	1.18	27.89	54	-26.11	-	-	-	-	331	199	H
3	* 4.575	40.11	PK-U	34.3	-29.5	0	44.91	-	-	74	-29.09	-	-	65	199	H
	* 4.576	27.89	ADR	34.3	-29.5	1.18	33.87	54	-20.13	-	-	-	-	65	199	H
5	* 11.005	32.89	PK-U	37.7	-21.6	0	48.99	-	-	74	-25.01	-	-	152	104	V
	* 11.004	21.39	ADR	37.7	-21.5	1.18	38.77	54	-15.23	-	-	-	-	152	104	V
6	* 11.57	32.54	PK-U	38.2	-22.1	0	48.64	-	-	74	-25.36	-	-	61	200	V
	* 11.569	21.43	ADR	38.2	-22.1	1.18	38.71	54	-15.29	-	-	-	-	61	200	V
2	1.861	42.67	PK-U	30.8	-33.2	0	40.27	-	-	-	-	68.2	-27.93	335	199	H
4	4.426	38.58	PK-U	33.8	-28.3	0	44.08	-	-	-	-	68.2	-24.12	79	199	V

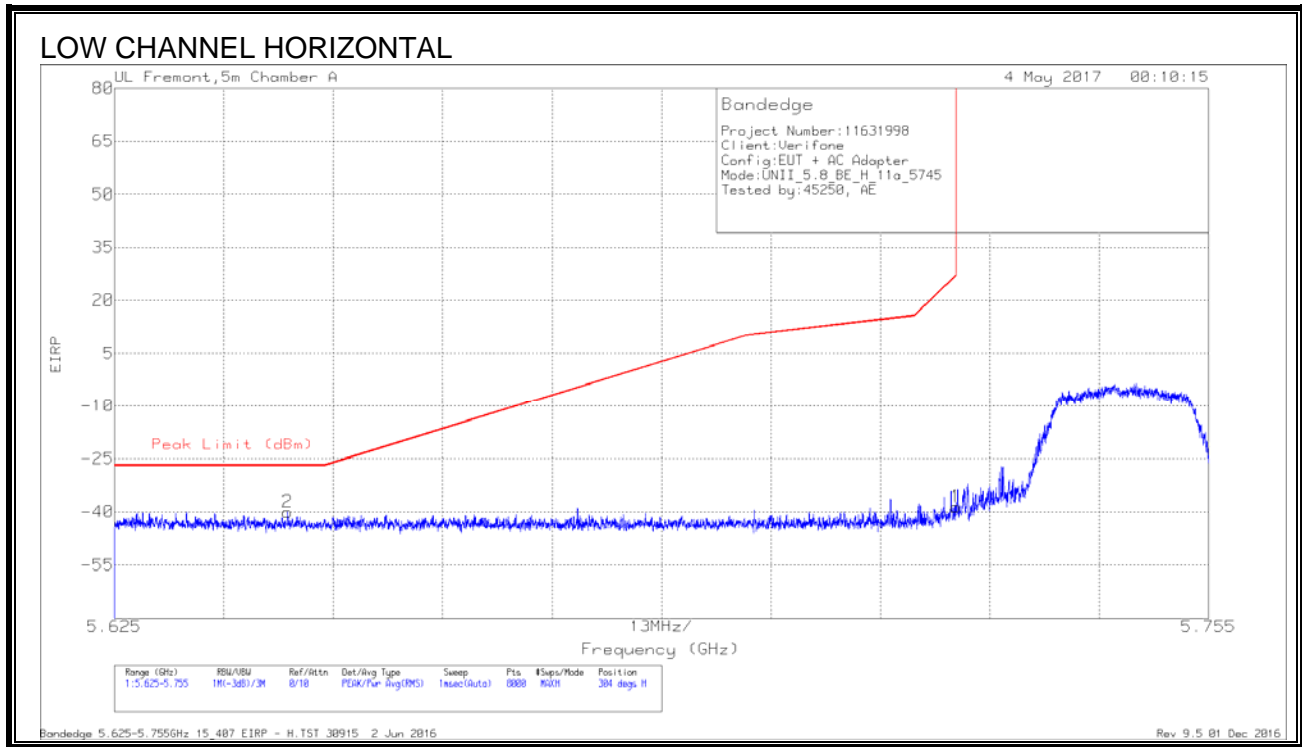
* - indicates frequency in CFR47 Pt 15 / IC RSS-Restricted Band

PK-U - U-NII: Maximum Peak

ADR - U-NII AD primary method, RMS average

9.1.13. 11a MODE IN THE 5.8GHz BAND

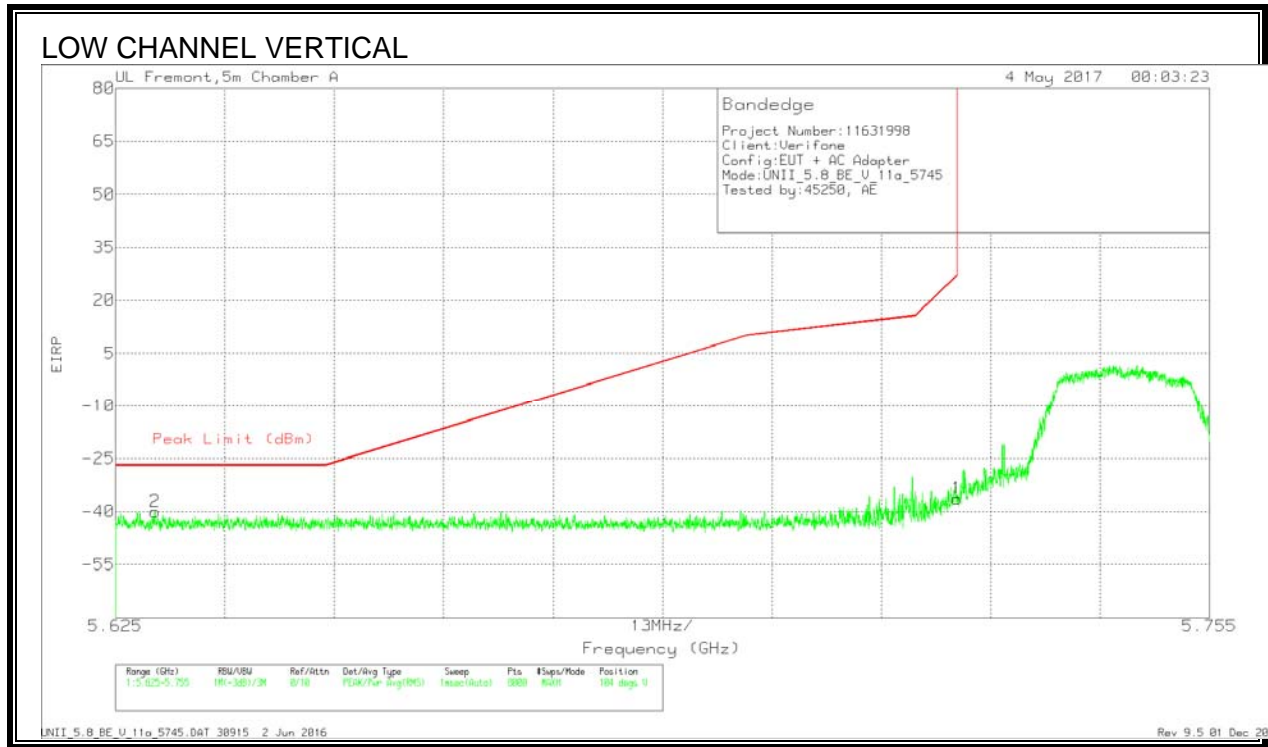
BANDEDGE (LOW CHANNEL)



Trace Markers

Marker	Frequency (GHz)	Meter Reading (dBm)	Det	AF T711 (dB/m)	Amp/Cbl/Fitr/Pad (dB)	Conversion Factor (dB)	Corrected Reading EIRP	Peak Limit (dBm)	PK Margin (dB)	Azimuth (Degs)	Height (cm)	Polarity
2	5.646	-67.5	Pk	34.7	-19	11.8	-40	-27	-13	304	118	H
1	5.725	-66.23	Pk	34.8	-19	11.8	-38.63	27	-65.63	304	118	H

Pk - Peak detector

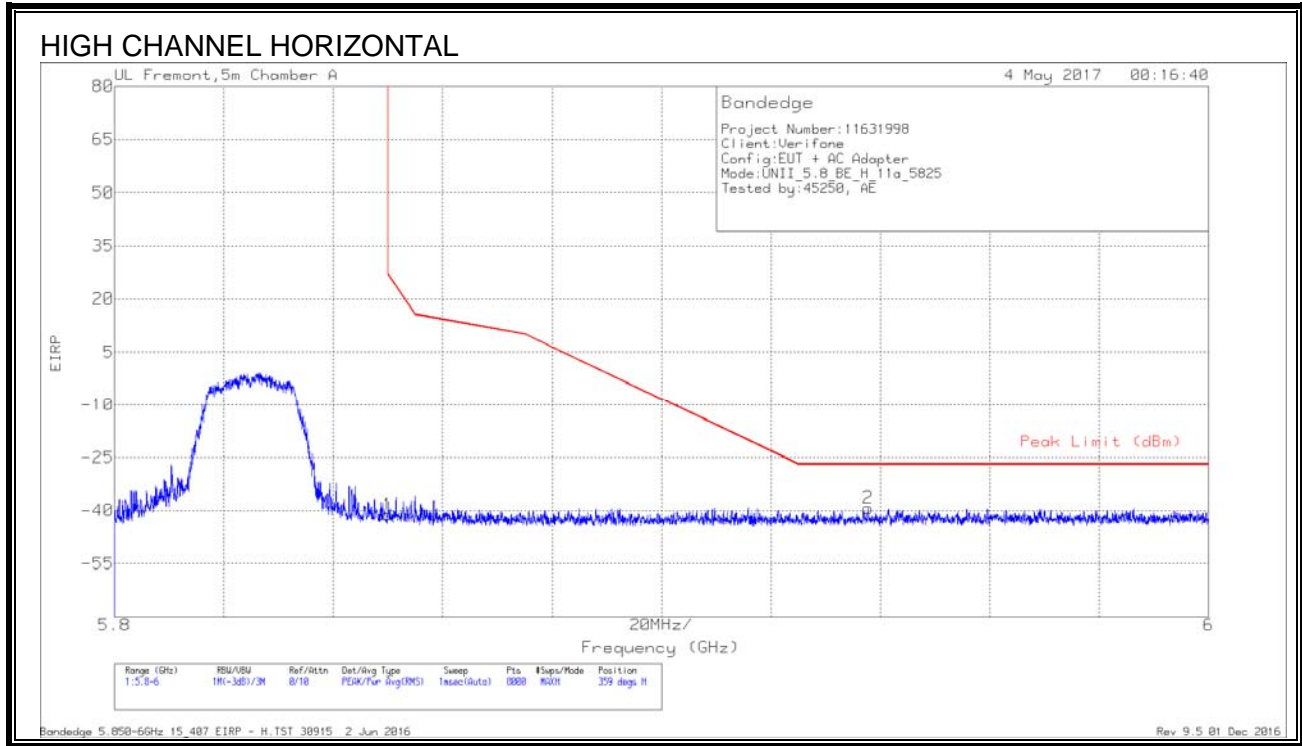


Trace Markers

Marker	Frequency (GHz)	Meter Reading (dBm)	Det	AF T711 (dB/m)	Amp/Cbl/Filtr/Pad (dB)	Conversion Factor (dB)	Corrected Reading EIRP	Peak Limit (dBm)	PK Margin (dB)	Azimuth (Degs)	Height (cm)	Polarity
2	5.63	-67.62	Pk	34.7	-19	11.8	-40.12	-27	-13.12	104	168	V
1	5.725	-64	Pk	34.8	-19	11.8	-36.4	27	-63.4	104	168	V

Pk - Peak detector

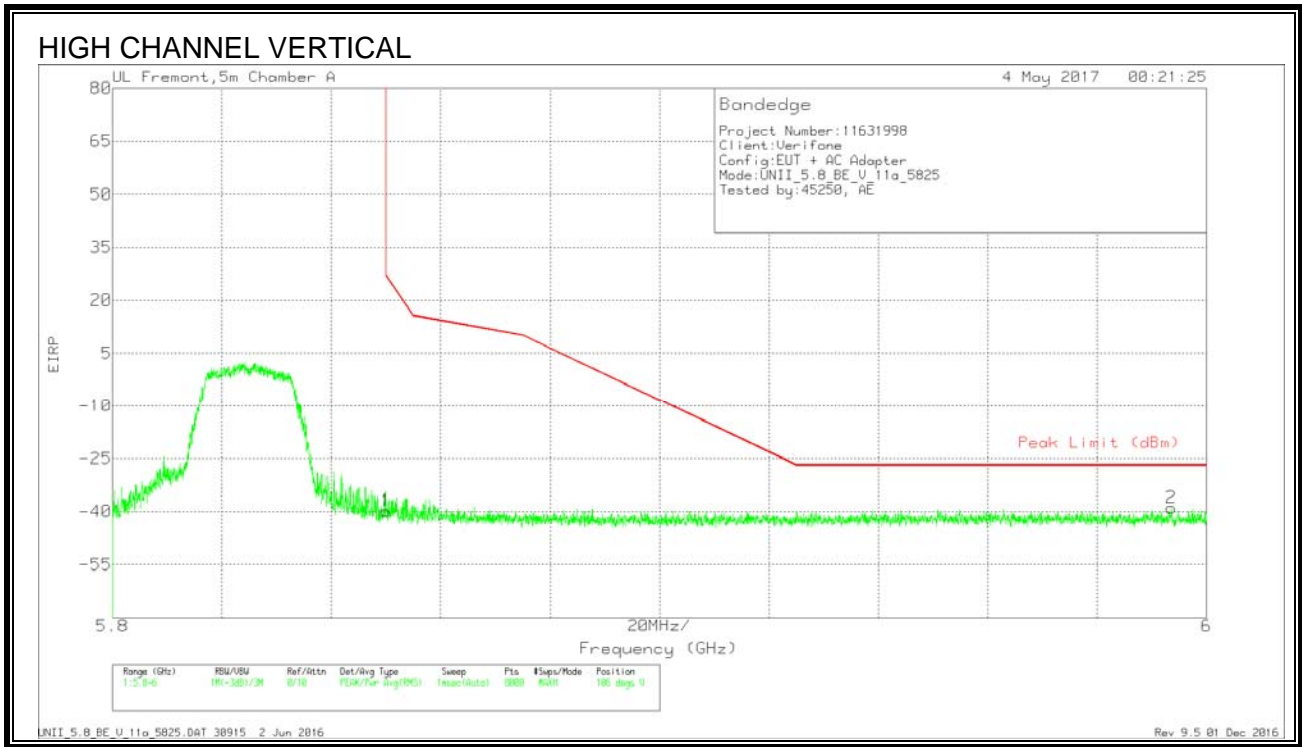
AUTHORIZED BANDEDGE (HIGH CHANNEL)



Trace Markers

Marker	Frequency (GHz)	Meter Reading (dBm)	Det	AF T711 (dB/m)	Amp/Cbl/Fitr/Pad (dB)	Conversion Factor (dB)	Corrected Reading EIRP	Peak Limit (dBm)	PK Margin (dB)	Azimuth (Degs)	Height (cm)	Polarity
1	5.85	-68.98	Pk	34.8	-18.8	11.8	-41.18	26.99	-68.17	359	141	H
2	5.938	-67.54	Pk	35.1	-18.6	11.8	-39.24	-27	-12.24	359	141	H

Pk - Peak detector

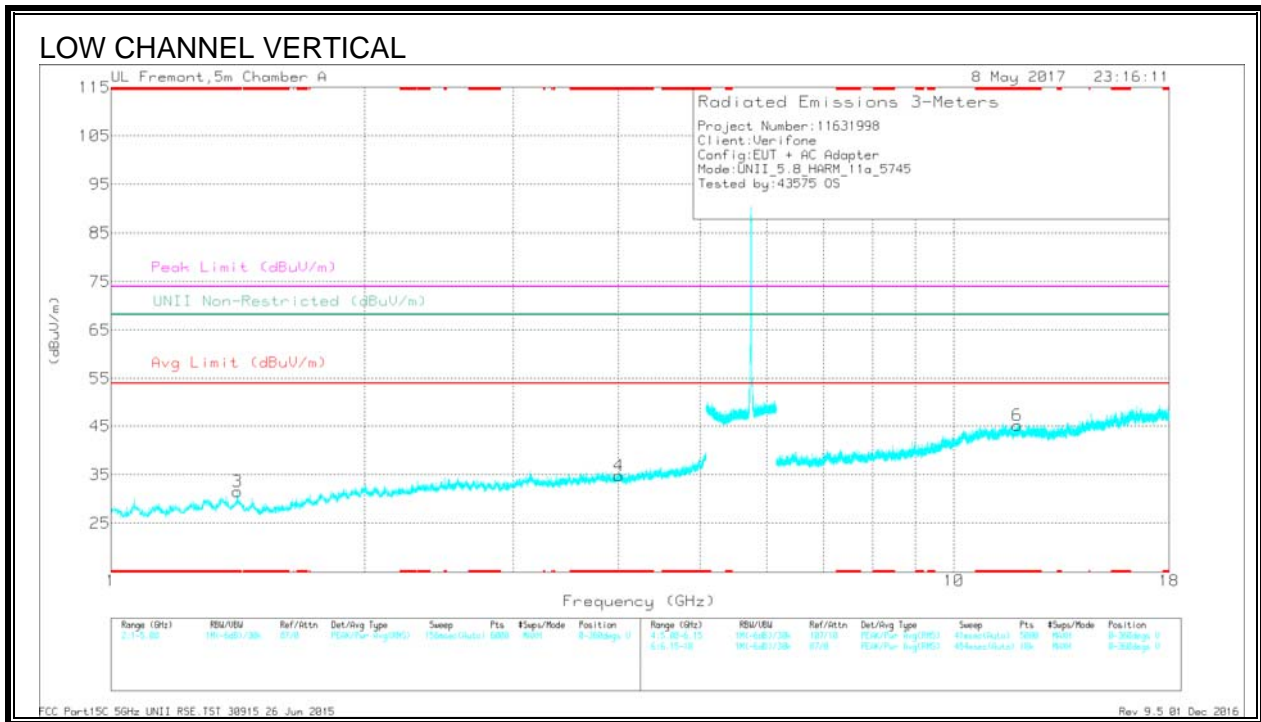
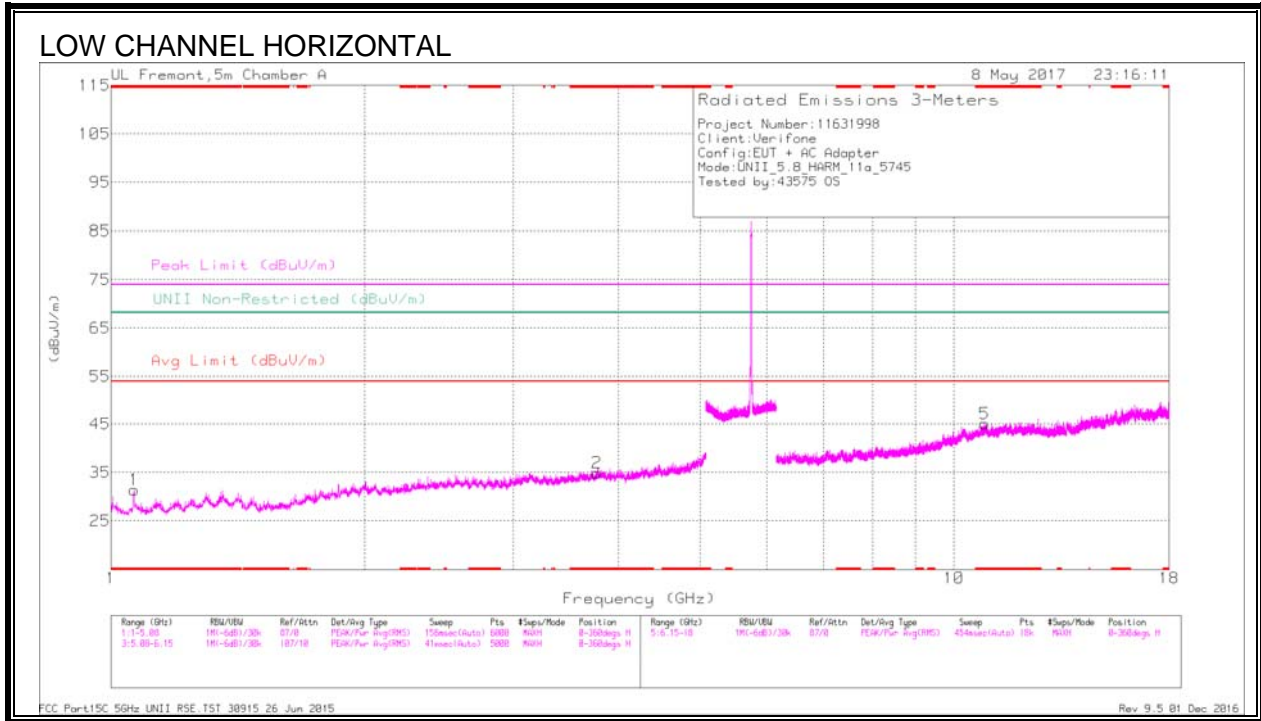


Trace Markers

Marker	Frequency (GHz)	Meter Reading (dBm)	Det	AF T711 (dB/m)	Amp/Cbl/Filtr/Pad (dB)	Conversion Factor (dB)	Corrected Reading EIRP	Peak Limit (dBm)	PK Margin (dB)	Azimuth (Degs)	Height (cm)	Polarity
1	5.85	-67.75	Pk	34.8	-18.8	11.8	-39.95	26.99	-66.94	106	125	V
2	5.994	-67.41	Pk	35.2	-18.6	11.8	-39.01	-27	-12.01	106	125	V

Pk - Peak detector

HARMONICS AND SPURIOUS EMISSIONS



Trace Markers

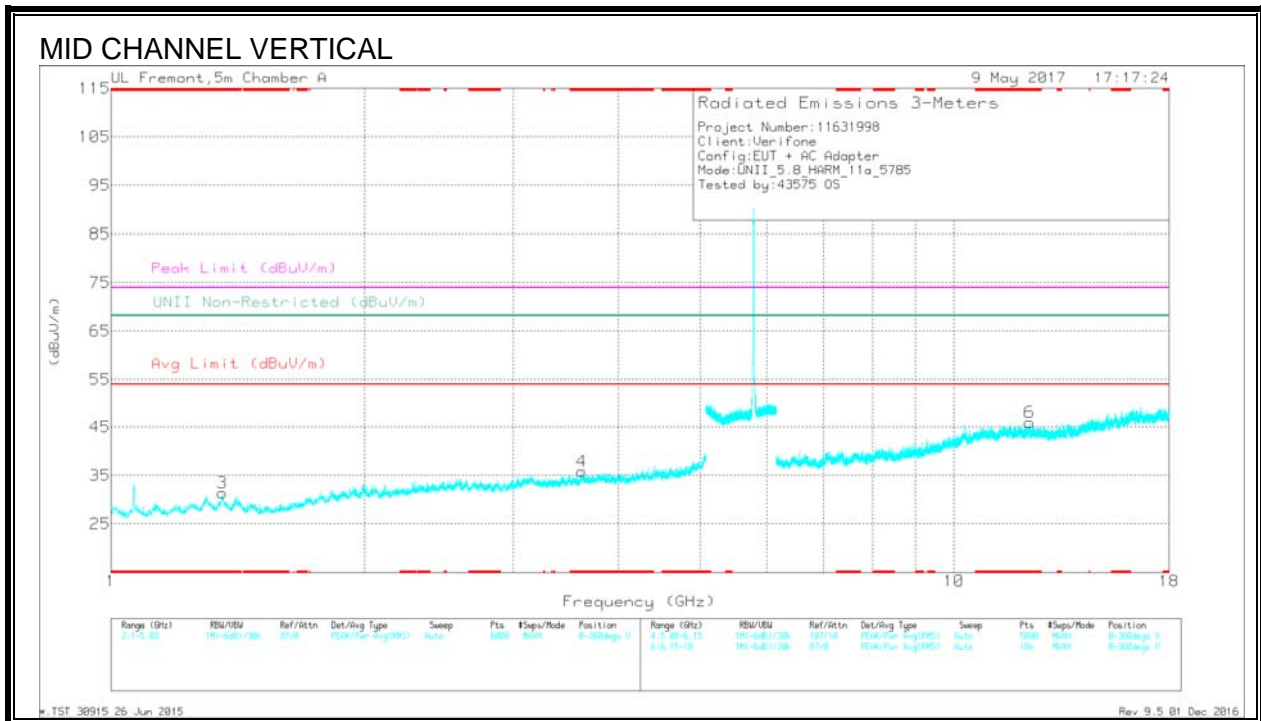
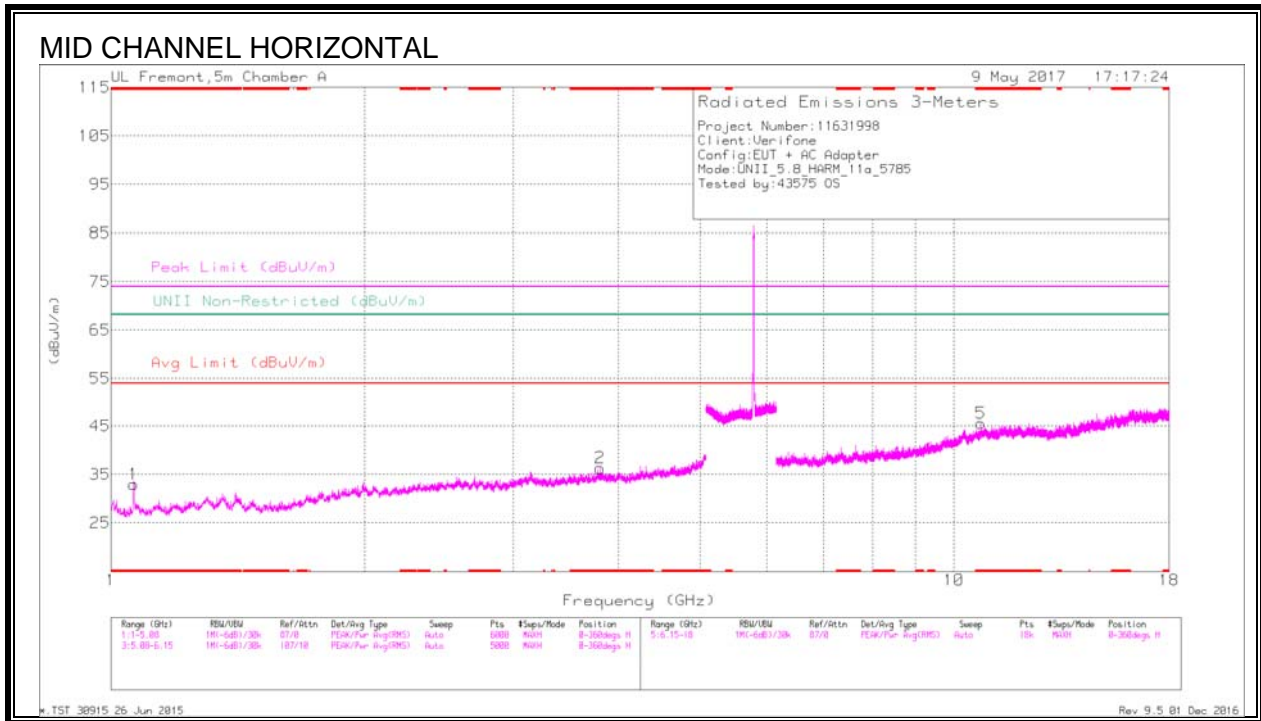
Marker	Frequency (GHz)	Meter Reading (dBuV)	Det	AF T711 (dB/m)	Amp/Ch/Flt/Psd (dB)	DC Corr (dB)	Corrected Reading (dBuV/m)	Avg Limit (dBuV/m)	Margin (dB)	Peak Limit (dBuV/m)	PK Margin (dB)	UNII Non-Restricted (dBuV/m)	PK Margin (dB)	Asimuth (Degs)	Height (cm)	Polarity
1	* 1.065	37.37	Pk	27.8	-33.8	0	31.37	-	-	74	-42.63	-	-	0-360	199	H
2	* 3.769	31.81	Pk	33.1	-30	0	34.91	-	-	74	-39.09	-	-	0-360	101	H
3	* 1.411	35.86	Pk	29.1	-33.4	0	31.56	-	-	74	-42.44	-	-	0-360	200	V
4	* 4.005	31.25	Pk	33.4	-29.8	0	34.85	-	-	74	-39.15	-	-	0-360	200	V
5	* 10.876	26.71	Pk	37.9	-19.5	0	45.11	-	-	74	-28.89	-	-	0-360	199	H
6	* 11.89	26.96	Pk	38.5	-20.3	0	45.16	-	-	74	-28.84	-	-	0-360	200	V

* - indicates frequency in CFR47 Pt 15 / IC RSS-Restricted Band
 Pk - Peak detector

Radiated Emissions

Frequency (GHz)	Meter Reading (dBuV)	Det	AF T711 (dB/m)	Amp/Ch/Flt/Psd (dB)	DC Corr (dB)	Corrected Reading (dBuV/m)	Avg Limit (dBuV/m)	Margin (dB)	Peak Limit (dBuV/m)	PK Margin (dB)	UNII Non-Restricted (dBuV/m)	PK Margin (dB)	Asimuth (Degs)	Height (cm)	Polarity
* 1.064	44.62	PK-U	27.8	-33.8	0	38.62	-	-	74	-35.38	-	-	222	243	H
* 1.065	34.02	ADR	27.8	-33.8	29	28.31	54	-25.69	-	-	-	-	222	243	H
* 3.771	38.37	PK-U	33.1	-30	0	41.47	-	-	74	-32.53	-	-	306	104	H
* 3.771	26.94	ADR	33.1	-29.9	29	30.43	54	-23.57	-	-	-	-	306	104	H
* 1.41	40.85	PK-U	29.1	-33.4	0	36.55	-	-	74	-37.45	-	-	207	196	V
* 1.412	29.01	ADR	29.1	-33.4	29	25	54	-29	-	-	-	-	207	196	V
* 4.004	37.76	PK-U	33.4	-29.8	0	41.36	-	-	74	-32.64	-	-	61	185	V
* 4.003	26.07	ADR	33.4	-29.8	29	29.96	54	-24.04	-	-	-	-	61	185	V
* 10.875	31.71	PK-U	37.9	-19.5	0	50.11	-	-	74	-23.89	-	-	260	267	H
* 10.876	20.44	ADR	37.9	-19.5	29	39.13	54	-14.87	-	-	-	-	260	267	H
* 11.889	31.9	PK-U	38.5	-20.4	0	50	-	-	74	-24	-	-	320	316	V
* 11.889	20.65	ADR	38.5	-20.4	29	39.04	54	-14.96	-	-	-	-	320	316	V

* - indicates frequency in CFR47 Pt 15 / IC RSS-Restricted Band
 PK-U - U-NII: Maximum Peak
 ADR - U-NII AD primary method, RMS average



Trace Markers

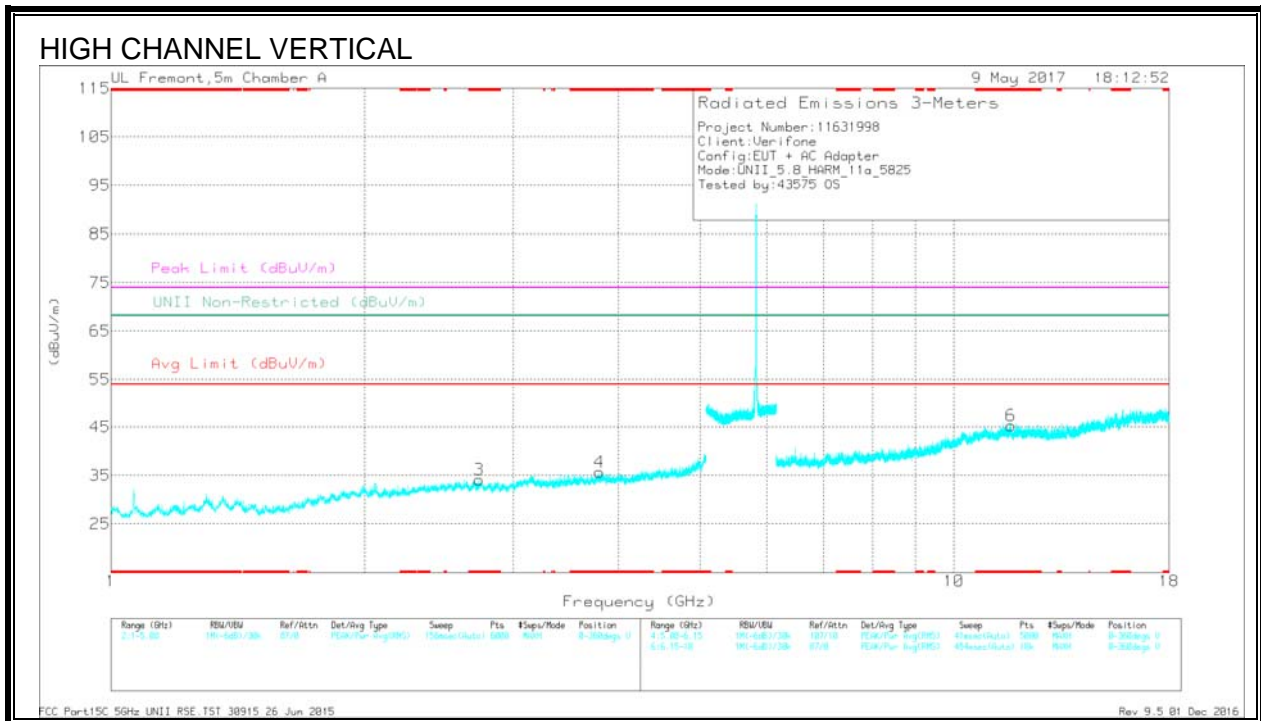
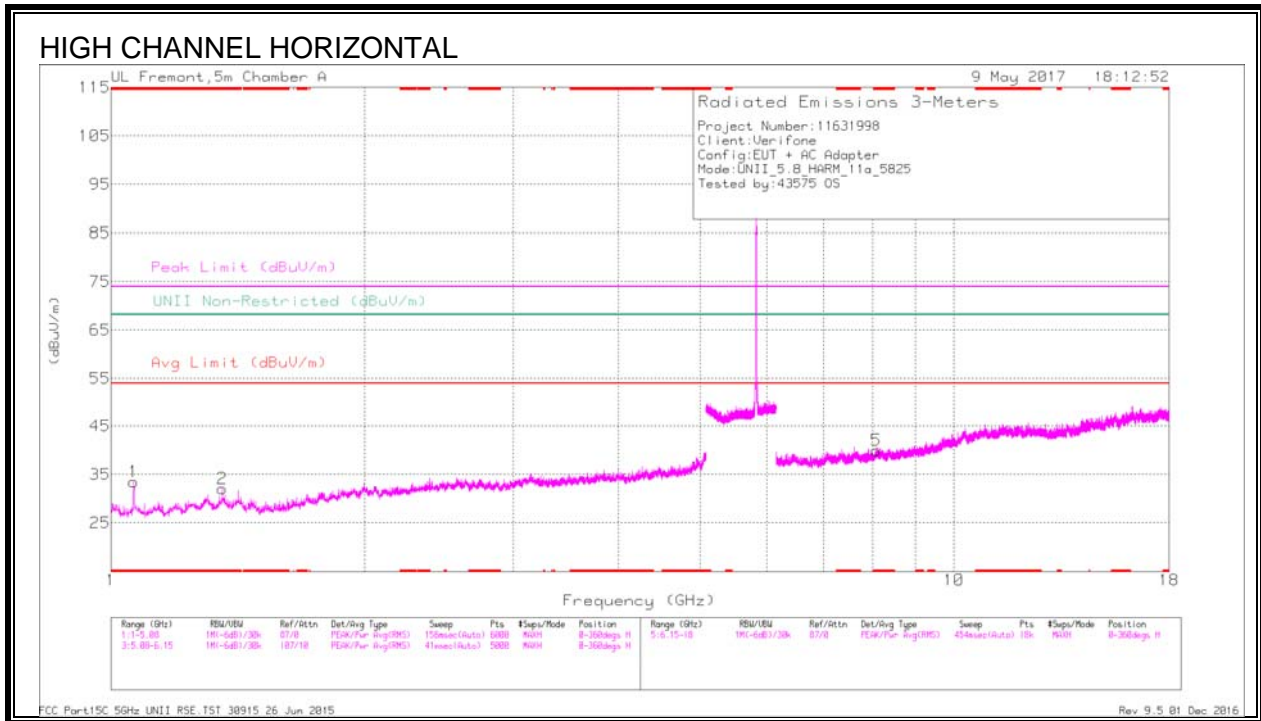
Marker	Frequency (GHz)	Meter Reading (dBuV)	Det	Af 1711 (dB/m)	Amp/CA/PR/Pad (dB)	DC Corr (dB)	Corrected Reading (dBuV/m)	Avg Limit (dBuV/m)	Margin (dB)	Peak Limit (dBuV/m)	PK Margin (dB)	UNII Non-Restricted (dBuV/m)	PK Margin (dB)	Altitude (Degs)	Height (cm)	Polarity
1	* 1.063	38.99	Pk	27.8	-33.8	0	32.99	-	-	74	-41.01	-	-	0-360	199	H
2	* 3.801	32.69	Pk	33.1	-29.5	0	36.29	-	-	74	-37.71	-	-	0-360	101	H
3	* 1.356	35.4	Pk	29.4	-33.4	0	31.4	-	-	74	-42.6	-	-	0-360	101	V
4	* 3.615	33.42	Pk	33.1	-30.7	0	35.82	-	-	74	-38.18	-	-	0-360	101	V
5	* 10.763	28.1	Pk	37.9	-20.4	0	45.6	-	-	74	-28.4	-	-	0-360	101	H
6	* 12.296	27.63	Pk	38.8	-20.5	0	45.93	-	-	74	-28.07	-	-	0-360	200	V

* - indicates frequency in CFR47 Pt 15 / IC RSS-Restricted Band
 Pk - Peak detector

Radiated Emissions

Frequency (GHz)	Meter Reading (dBuV)	Det	Af 1711 (dB/m)	Amp/CA/PR/Pad (dB)	DC Corr (dB)	Corrected Reading (dBuV/m)	Avg Limit (dBuV/m)	Margin (dB)	Peak Limit (dBuV/m)	PK Margin (dB)	UNII Non-Restricted (dBuV/m)	PK Margin (dB)	Altitude (Degs)	Height (cm)	Polarity
* 1.064	45.92	PK-U	27.8	-33.8	0	39.92	-	-	74	-34.08	-	-	50	226	H
* 1.063	36.23	ADR	27.8	-33.8	29	30.52	54	-23.48	-	-	-	-	50	226	H
* 3.802	37.65	PK-U	33.1	-29.5	0	41.25	-	-	74	-32.75	-	-	305	126	H
* 3.801	26.15	ADR	33.1	-29.5	29	30.04	54	-23.96	-	-	-	-	305	126	H
* 1.357	41.76	PK-U	29.4	-33.4	0	37.76	-	-	74	-36.24	-	-	301	152	V
* 1.356	29.38	ADR	29.4	-33.4	29	25.67	54	-28.33	-	-	-	-	301	152	V
* 3.615	38.26	PK-U	33.1	-30.7	0	40.66	-	-	74	-33.34	-	-	329	259	V
* 3.616	26.82	ADR	33.1	-30.7	29	29.51	54	-24.49	-	-	-	-	329	259	V
* 10.762	32.56	PK-U	37.9	-20.4	0	50.06	-	-	74	-23.94	-	-	185	320	H
* 10.761	21.14	ADR	37.9	-20.4	29	38.93	54	-15.07	-	-	-	-	185	320	H
* 12.296	32.11	PK-U	38.8	-20.5	0	50.41	-	-	74	-23.59	-	-	162	319	V
* 12.296	20.56	ADR	38.8	-20.5	29	39.15	54	-14.85	-	-	-	-	162	319	V

* - indicates frequency in CFR47 Pt 15 / IC RSS-Restricted Band
 PK-U - U-NII: Maximum Peak
 ADR - U-NII AD primary method, RMS average



Trace Markers

Marker	Frequency (GHz)	Meter Reading (dBuV)	Det	AF T711 (dB/m)	Amp/Ch/Filt/Psd (dB)	DC Corr (dB)	Corrected Reading (dBuV/m)	Avg Limit (dBuV/m)	Margin (dB)	Peak Limit (dBuV/m)	PK Margin (dB)	UNII Non-Restricted (dBuV/m)	PK Margin (dB)	Asimuth (Degs)	Height (cm)	Polarity
1	* 1.063	39.51	Pk	27.8	-33.8	0	33.51	-	-	74	-40.49	-	-	0-360	199	H
2	* 1.355	36.01	Pk	29.4	-33.4	0	32.01	-	-	74	-41.99	-	-	0-360	101	H
3	* 2.734	33.59	Pk	32.6	-32.1	0	34.09	-	-	74	-39.91	-	-	0-360	200	V
4	* 3.795	32.36	Pk	33.1	-29.8	0	35.66	-	-	74	-38.34	-	-	0-360	200	V
5	* 8.086	27.69	Pk	35.6	-23.3	0	39.99	-	-	74	-34.01	-	-	0-360	199	H
6	* 11.688	26.71	Pk	38.3	-19.7	0	45.31	-	-	74	-28.69	-	-	0-360	200	V

* - indicates frequency in CFR47 Pt 15 / IC RSS-Restricted Band
 Pk - Peak detector

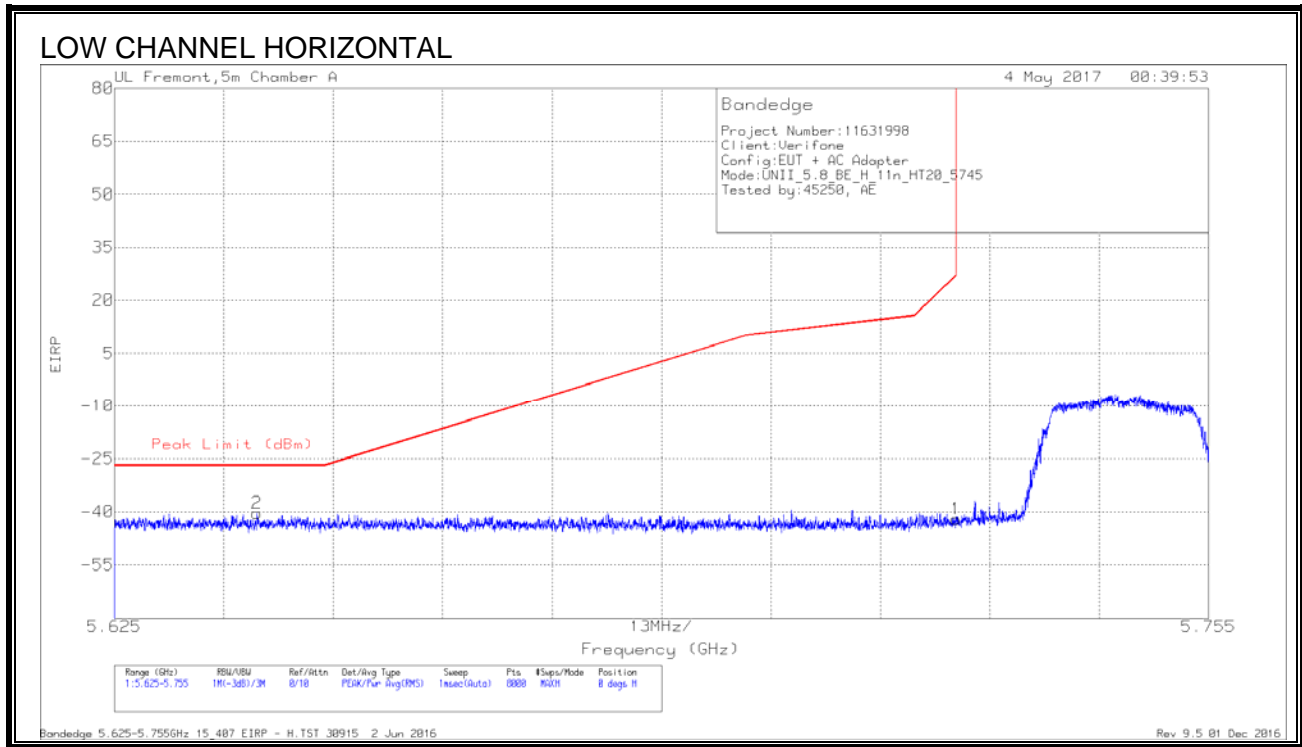
Radiated Emissions

Frequency (GHz)	Meter Reading (dBuV)	Det	AF T711 (dB/m)	Amp/Ch/Filt/Psd (dB)	DC Corr (dB)	Corrected Reading (dBuV/m)	Avg Limit (dBuV/m)	Margin (dB)	Peak Limit (dBuV/m)	PK Margin (dB)	UNII Non-Restricted (dBuV/m)	PK Margin (dB)	Asimuth (Degs)	Height (cm)	Polarity
* 1.065	45.78	PK-U	27.8	-33.8	0	39.78	-	-	74	-34.22	-	-	25	183	H
* 1.064	37.76	ADR	27.8	-33.8	29	32.05	54	-21.95	-	-	-	-	25	183	H
* 1.355	41.89	PK-U	29.4	-33.4	0	37.89	-	-	74	-36.11	-	-	344	156	H
* 1.355	30.45	ADR	29.4	-33.4	29	26.74	54	-27.26	-	-	-	-	344	156	H
* 2.733	39.55	PK-U	32.6	-32.1	0	40.05	-	-	74	-33.95	-	-	134	196	V
* 2.736	27.57	ADR	32.6	-32	29	28.46	54	-25.54	-	-	-	-	134	196	V
* 3.794	37.87	PK-U	33.1	-29.9	0	41.07	-	-	74	-32.93	-	-	218	301	V
* 3.795	26.33	ADR	33.1	-29.8	29	29.92	54	-24.08	-	-	-	-	218	301	V
* 8.085	33.86	PK-U	35.6	-23.4	0	46.06	-	-	74	-27.94	-	-	25	211	H
* 8.085	22.3	ADR	35.6	-23.4	29	34.79	54	-19.21	-	-	-	-	25	211	H
* 11.689	32.32	PK-U	38.3	-19.7	0	50.92	-	-	74	-23.08	-	-	31	267	V
* 11.689	20.41	ADR	38.3	-19.7	29	39.3	54	-14.7	-	-	-	-	31	267	V

* - indicates frequency in CFR47 Pt 15 / IC RSS-Restricted Band
 PK-U - U-NII: Maximum Peak
 ADR - U-NII AD primary method, RMS average

9.1.14. 11n HT20 MODE IN THE 5.8GHz BAND

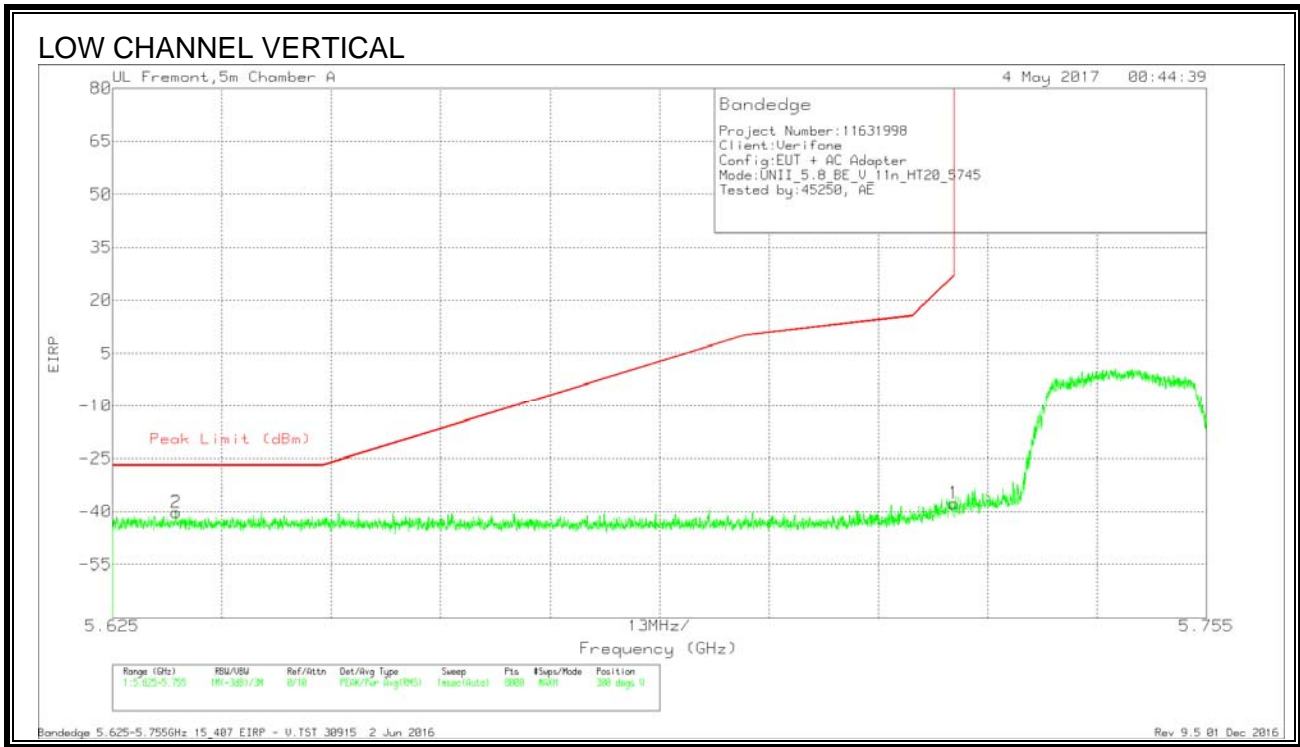
BANDEDGE (LOW CHANNEL)



Trace Markers

Marker	Frequency (GHz)	Meter Reading (dBm)	Det	AF T711 (dB/m)	Amp/Cbl/Fitr/Pad (dB)	Conversion Factor (dB)	Corrected Reading EIRP	Peak Limit (dBm)	PK Margin (dB)	Azimuth (Degs)	Height (cm)	Polarity
2	5.642	-67.99	Pk	34.7	-19	11.8	-40.49	-27	-13.49	0	114	H
1	5.725	-69.68	Pk	34.8	-19	11.8	-42.08	27	-69.08	0	114	H

Pk - Peak detector

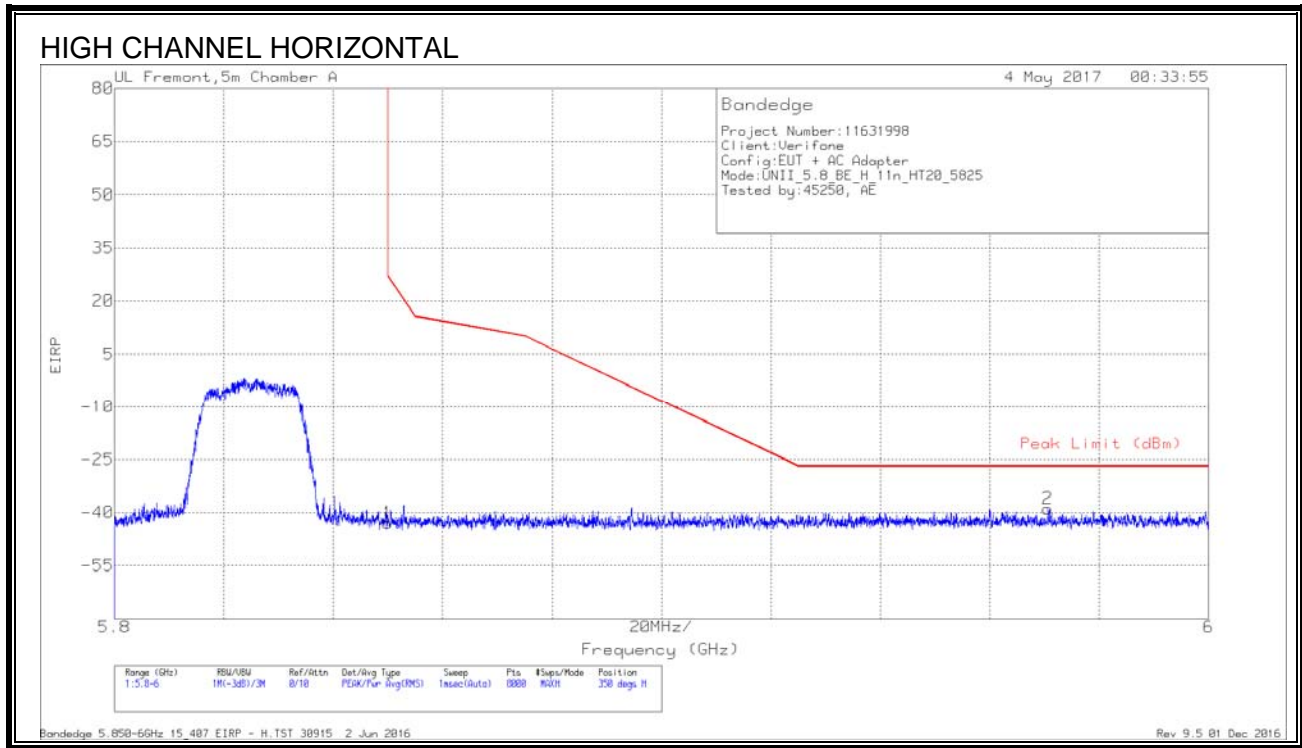


Trace Markers

Marker	Frequency (GHz)	Meter Reading (dBm)	Det	AF T711 (dB/m)	Amp/Cbl/Filtr/Pad (dB)	Conversion Factor (dB)	Corrected Reading EIRP	Peak Limit (dBm)	PK Margin (dB)	Azimuth (Degs)	Height (cm)	Polarity
2	5.633	-67.67	Pk	34.7	-19	11.8	-40.17	-27	-13.17	300	123	V
1	5.725	-65.21	Pk	34.8	-19	11.8	-37.61	27	-64.61	300	123	V

Pk - Peak detector

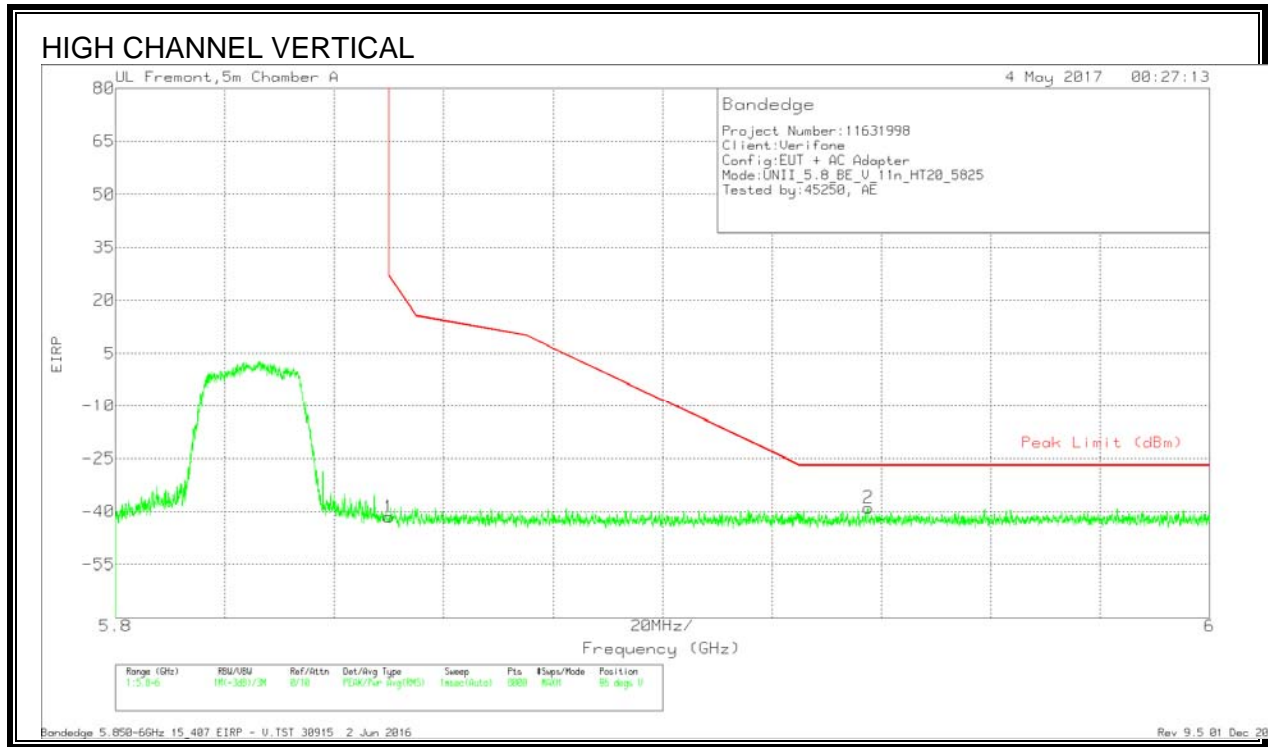
AUTHORIZED BANDEGE (HIGH CHANNEL)



Trace Markers

Marker	Frequency (GHz)	Meter Reading (dBm)	Det	AF T711 (dB/m)	Amp/Cb/Ftr/Pad (dB)	Conversion Factor (dB)	Corrected Reading EIRP	Peak Limit (dBm)	PK Margin (dB)	Azimuth (Degs)	Height (cm)	Polarity
1	5.85	-70.82	Pk	34.8	-18.8	11.8	-43.02	26.99	-70.01	350	121	H
2	5.971	-67.3	Pk	35.2	-18.6	11.8	-38.9	-27	-11.9	350	121	H

Pk - Peak detector

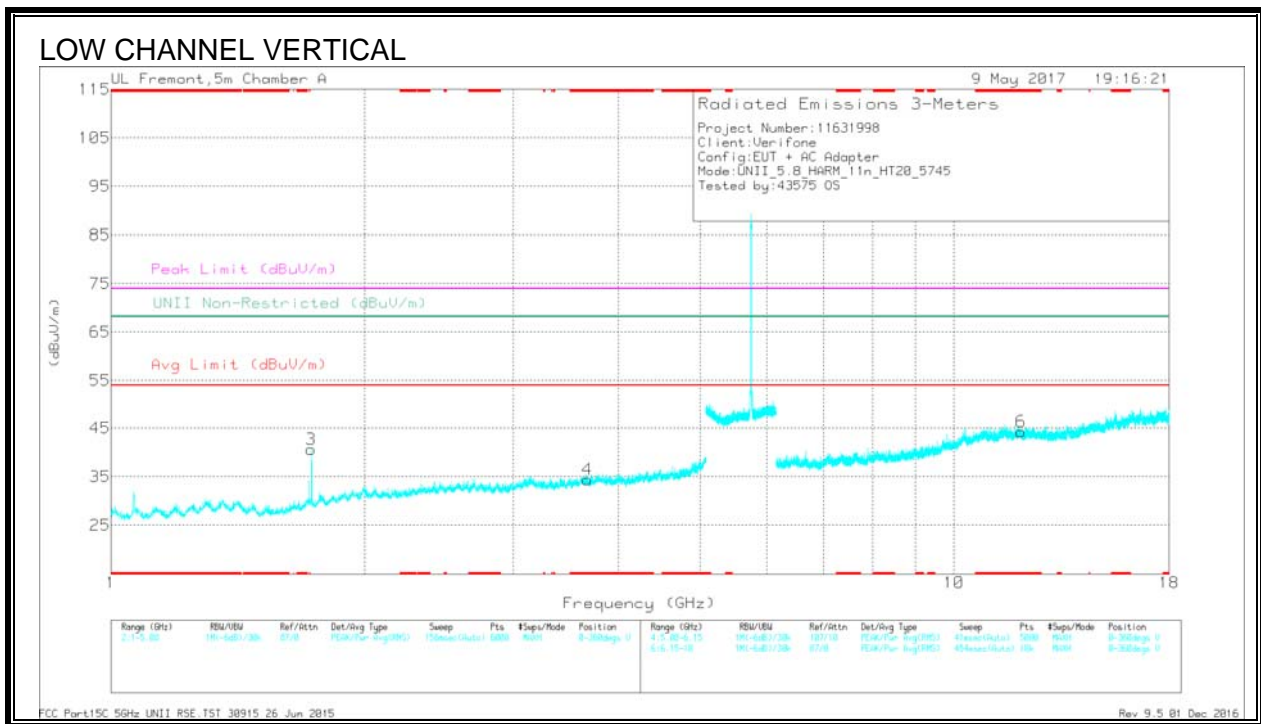
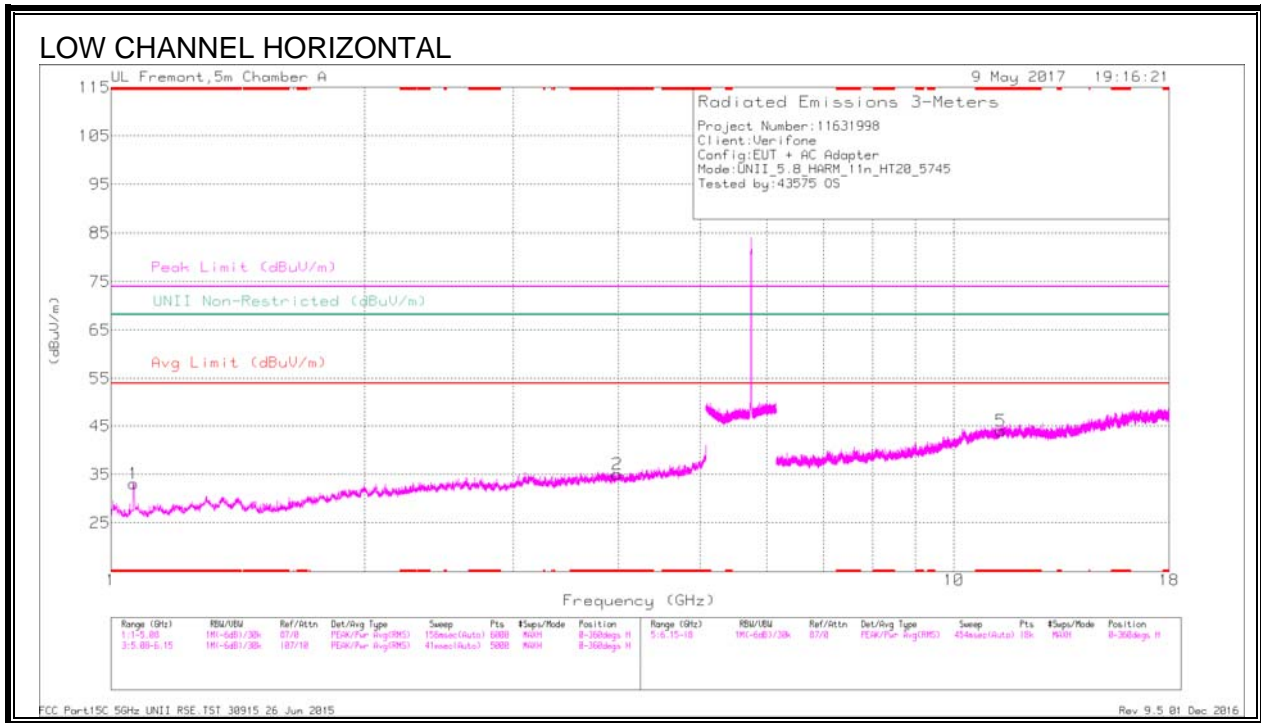


Trace Markers

Marker	Frequency (GHz)	Meter Reading (dBm)	Det	AF T711 (dB/m)	Amp/Cbl/Filtr/Pad (dB)	Conversion Factor (dB)	Corrected Reading EIRP	Peak Limit (dBm)	PK Margin (dB)	Azimuth (Degs)	Height (cm)	Polarity
1	5.85	-69.32	Pk	34.8	-18.8	11.8	-41.52	26.99	-68.51	96	166	V
2	5.938	-67.32	Pk	35.1	-18.6	11.8	-39.02	-27	-12.02	96	166	V

Pk - Peak detector

HARMONICS AND SPURIOUS EMISSIONS



Trace Markers

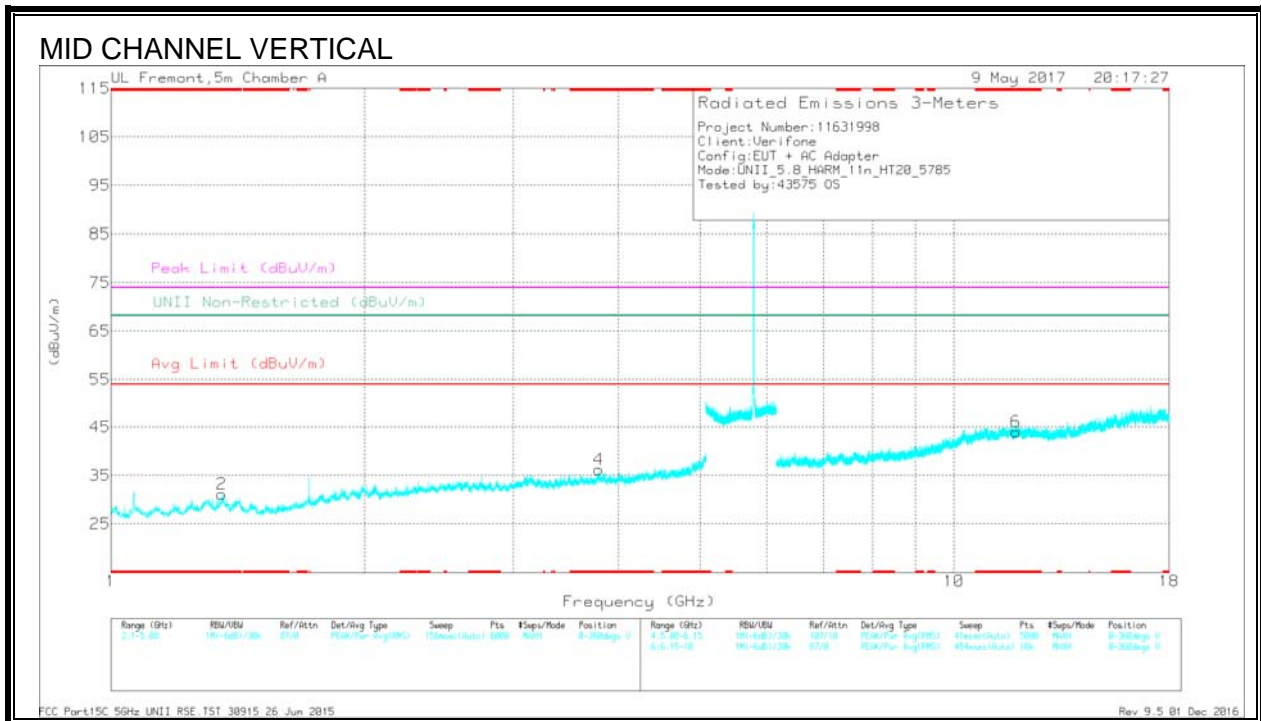
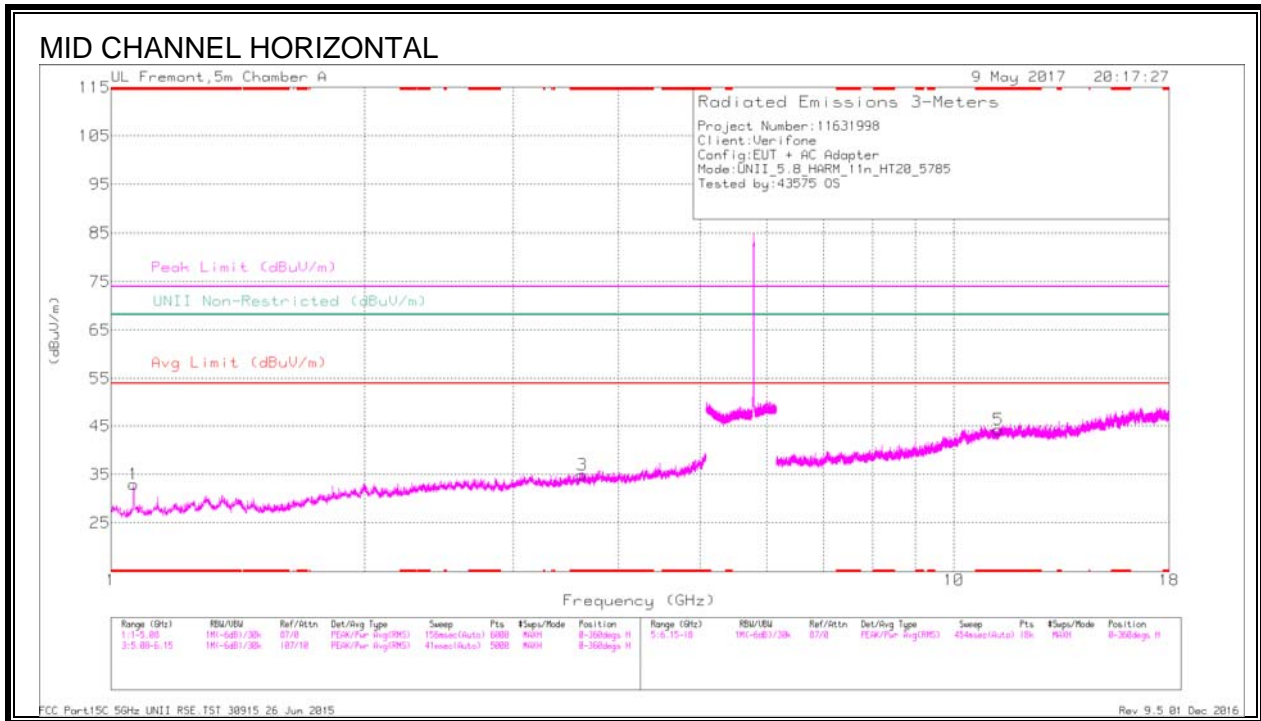
Marker	Frequency (GHz)	Meter Reading (dBuV)	Det	Af 1711 (dB/m)	Amp/CS/FR/Pad (dB)	DC Corr (dB)	Corrected Reading (dBuV/m)	Avg Limit (dBuV/m)	Margin (dB)	Peak Limit (dBuV/m)	PK Margin (dB)	UNII Non-Restricted (dBuV/m)	PK Margin (dB)	Altitude (Degs)	Height (cm)	Polarity
1	* 1.063	39.13	Pk	27.8	-33.8	0	33.13	-	-	74	-40.87	-	-	0-360	199	H
2	* 3.987	31.34	Pk	33.4	-29.7	0	35.04	-	-	74	-38.96	-	-	0-360	101	H
4	* 3.675	31.99	Pk	33.1	-30.7	0	34.39	-	-	74	-39.61	-	-	0-360	100	V
5	* 11.368	25.31	Pk	38	-19.3	0	44.01	-	-	74	-29.99	-	-	0-360	101	H
6	* 12.012	25.79	Pk	38.6	-20.1	0	44.29	-	-	74	-29.71	-	-	0-360	101	V
3	1.728	44.02	Pk	29.6	-33	0	40.62	-	-	-	-	68.2	-27.58	0-360	199	V

* - indicates frequency in CFR47 Pt 15 / IC RSS-Restricted Band
 Pk - Peak detector

Radiated Emissions

Frequency (GHz)	Meter Reading (dBuV)	Det	Af 1711 (dB/m)	Amp/CS/FR/Pad (dB)	DC Corr (dB)	Corrected Reading (dBuV/m)	Avg Limit (dBuV/m)	Margin (dB)	Peak Limit (dBuV/m)	PK Margin (dB)	UNII Non-Restricted (dBuV/m)	PK Margin (dB)	Altitude (Degs)	Height (cm)	Polarity
* 1.064	47.27	PK-U	27.8	-33.8	0	41.27	-	-	74	-32.73	-	-	56	184	H
* 1.064	38.65	ADR	27.8	-33.8	.31	33.96	54	-21.04	-	-	-	-	56	184	H
* 3.986	37.57	PK-U	33.4	-29.7	0	41.27	-	-	74	-32.73	-	-	301	216	H
* 3.987	26.27	ADR	33.4	-29.7	.31	30.28	54	-23.72	-	-	-	-	301	216	H
* 3.675	38.52	PK-U	33.1	-30.7	0	40.92	-	-	74	-33.08	-	-	102	171	V
* 3.675	26.82	ADR	33.1	-30.7	.31	29.53	54	-24.47	-	-	-	-	102	171	V
* 11.367	32.25	PK-U	38	-19.3	0	50.95	-	-	74	-23.05	-	-	180	162	H
* 11.369	20.55	ADR	38	-19.3	.31	39.56	54	-14.44	-	-	-	-	180	162	H
* 12.014	31.45	PK-U	38.7	-20	0	50.15	-	-	74	-23.85	-	-	353	306	V
* 12.011	20.38	ADR	38.6	-20.1	.31	39.19	54	-14.81	-	-	-	-	353	306	V
1.726	46.51	PK-U	29.5	-33	0	43.01	-	-	-	-	68.2	-25.19	85	206	V
1.726	28.34	ADR	29.5	-33	.31	25.15	-	-	-	-	-	-	85	206	V

* - indicates frequency in CFR47 Pt 15 / IC RSS-Restricted Band
 PK-U - U-NII: Maximum Peak
 ADR - U-NII AD primary method, RMS average



Trace Markers

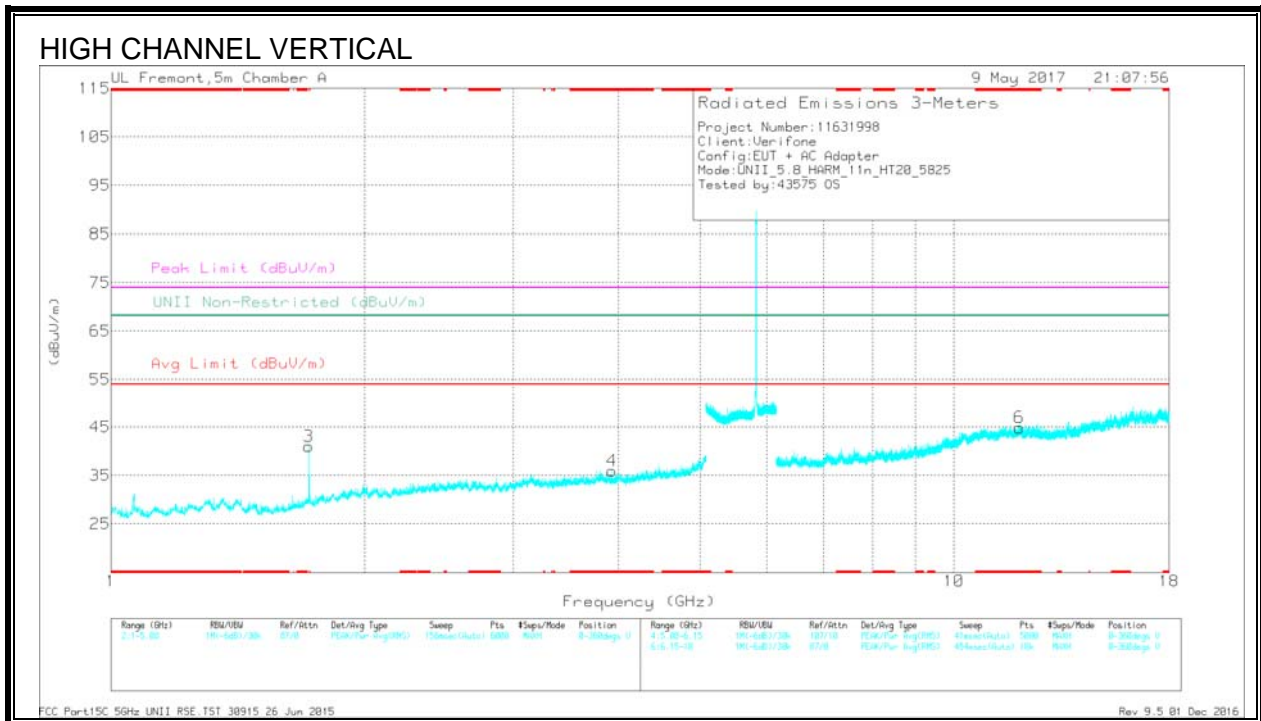
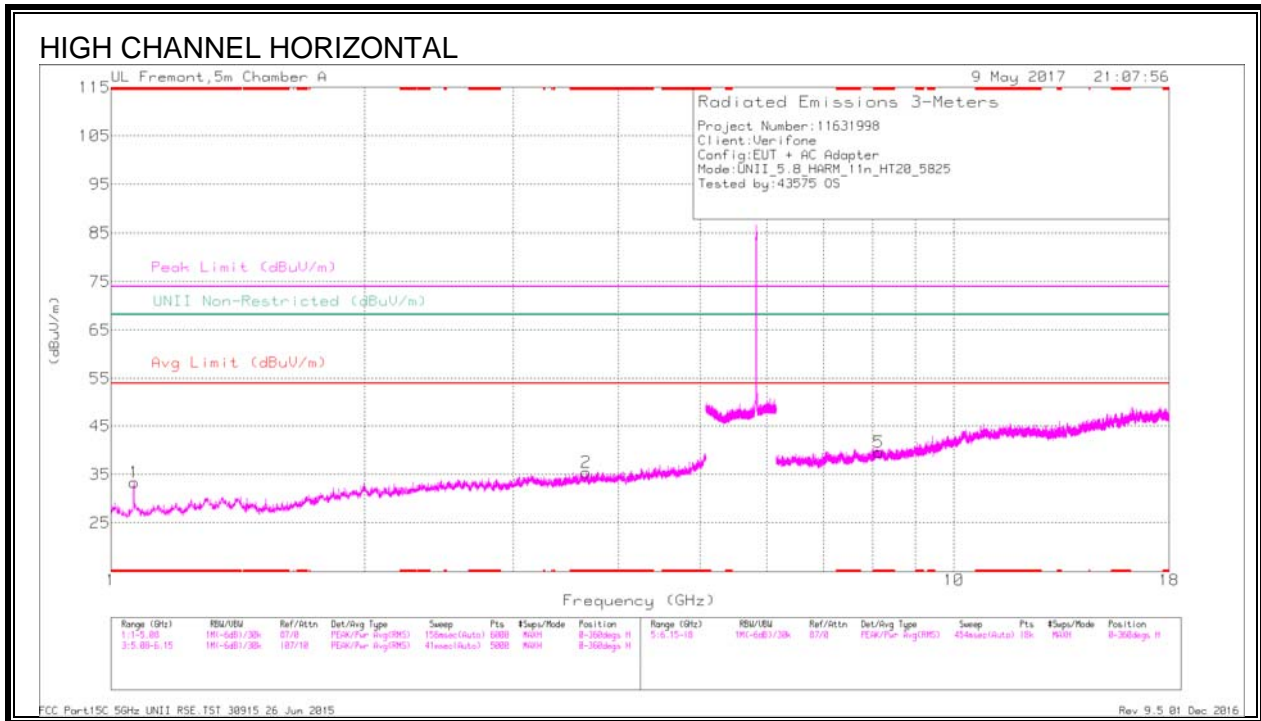
Marker	Frequency (GHz)	Meter Reading (dBuV)	Det	Af 1711 (dB/m)	Amp/CA/FR/Pad (dB)	DC Corr (dB)	Corrected Reading (dBuV/m)	Avg Limit (dBuV/m)	Margin (dB)	Peak Limit (dBuV/m)	PK Margin (dB)	UNII Non-Restricted (dBuV/m)	PK Margin (dB)	Azimuth (Degs)	Height (cm)	Polarity
1	* 1.063	38.93	Pk	27.8	-33.8	0	32.93	-	-	74	-41.07	-	-	0-360	101	H
3	* 3.621	32.48	Pk	33.1	-30.7	0	34.88	-	-	74	-39.12	-	-	0-360	199	H
2	* 1.354	35.31	Pk	29.4	-33.5	0	31.21	-	-	74	-42.79	-	-	0-360	101	V
4	* 3.789	32.96	Pk	33.1	-29.8	0	36.26	-	-	74	-37.74	-	-	0-360	200	V
5	* 11.293	26.35	Pk	37.9	-20	0	44.25	-	-	74	-29.75	-	-	0-360	199	H
6	* 11.846	25.69	Pk	38.5	-20.2	0	43.99	-	-	74	-30.01	-	-	0-360	101	V

* - indicates frequency in CFR47 Pt 15 / IC RSS-Restricted Band
 Pk - Peak detector

Radiated Emissions

Frequency (GHz)	Meter Reading (dBuV)	Det	Af 1711 (dB/m)	Amp/CA/FR/Pad (dB)	DC Corr (dB)	Corrected Reading (dBuV/m)	Avg Limit (dBuV/m)	Margin (dB)	Peak Limit (dBuV/m)	PK Margin (dB)	UNII Non-Restricted (dBuV/m)	PK Margin (dB)	Azimuth (Degs)	Height (cm)	Polarity
* 1.063	46.93	PK-U	27.8	-33.8	0	40.93	-	-	74	-33.07	-	-	32	240	H
* 1.063	37.48	ADR	27.8	-33.8	.31	31.79	54	-22.21	-	-	-	-	32	240	H
* 3.621	38.29	PK-U	33.1	-30.7	0	40.69	-	-	74	-33.31	-	-	312	198	H
* 3.623	26.9	ADR	33.1	-30.7	.31	29.61	54	-24.39	-	-	-	-	312	198	H
* 1.353	41.38	PK-U	29.4	-33.5	0	37.28	-	-	74	-36.72	-	-	271	339	V
* 1.355	29.44	ADR	29.4	-33.4	.31	25.75	54	-28.25	-	-	-	-	271	339	V
* 3.789	37.63	PK-U	33.1	-29.8	0	40.93	-	-	74	-33.07	-	-	135	333	V
* 3.791	26.44	ADR	33.1	-29.8	.31	30.05	54	-23.95	-	-	-	-	135	333	V
* 11.292	32.04	PK-U	37.9	-20	0	49.94	-	-	74	-24.06	-	-	299	194	H
* 11.291	20.58	ADR	37.9	-20	.31	38.79	54	-15.21	-	-	-	-	299	194	H
* 11.846	32.59	PK-U	38.5	-20.2	0	50.89	-	-	74	-23.11	-	-	71	103	V
* 11.847	20.63	ADR	38.5	-20.2	.31	39.24	54	-14.76	-	-	-	-	71	103	V

* - indicates frequency in CFR47 Pt 15 / IC RSS-Restricted Band
 PK-U - U-NII: Maximum Peak
 ADR - U-NII AD primary method, RMS average



Trace Markers

Marker	Frequency (GHz)	Meter Reading (dBuV)	Det	Af 1711 (dB/m)	Amp/CA/FR/Pad (dB)	DC Corr (dB)	Corrected Reading (dBuV/m)	Avg Limit (dBuV/m)	Margin (dB)	Peak Limit (dBuV/m)	PK Margin (dB)	UNII Non-Restricted (dBuV/m)	PK Margin (dB)	Asimuth (Degs)	Height (cm)	Polarity
1	* 1.065	39.38	Pk	27.8	-33.8	0	33.38	-	-	74	-40.62	-	-	0-360	199	H
2	* 3.663	33.16	Pk	33.1	-30.8	0	35.46	-	-	74	-38.54	-	-	0-360	199	H
4	* 3.928	33.02	Pk	33.4	-30.5	0	35.92	-	-	74	-38.08	-	-	0-360	101	V
5	* 8.143	27.43	Pk	35.7	-23.5	0	39.63	-	-	74	-34.37	-	-	0-360	101	H
6	* 11.954	25.76	Pk	38.6	-19.5	0	44.86	-	-	74	-29.14	-	-	0-360	200	V
3	1.716	44.48	Pk	29.4	-32.8	0	41.08	-	-	-	-	68.2	-27.12	0-360	101	V

* - indicates frequency in CFR47 Pt 15 / IC RSS-Restricted Band
 Pk - Peak detector

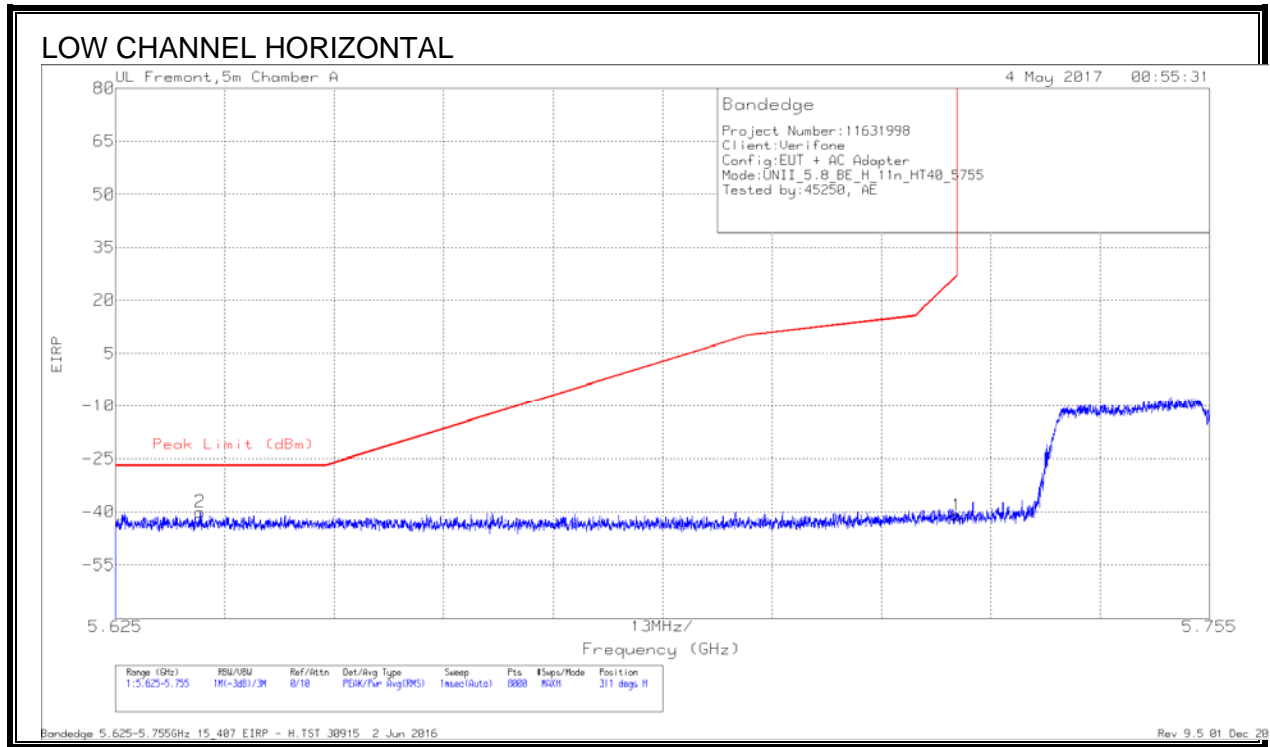
Radiated Emissions

Frequency (GHz)	Meter Reading (dBuV)	Det	Af 1711 (dB/m)	Amp/CA/FR/Pad (dB)	DC Corr (dB)	Corrected Reading (dBuV/m)	Avg Limit (dBuV/m)	Margin (dB)	Peak Limit (dBuV/m)	PK Margin (dB)	UNII Non-Restricted (dBuV/m)	PK Margin (dB)	Asimuth (Degs)	Height (cm)	Polarity
* 1.064	46.7	PK-U	27.8	-33.8	0	40.7	-	-	74	-33.3	-	-	46	181	H
* 1.063	36.96	ADR	27.8	-33.8	.31	31.27	54	-22.73	-	-	-	-	46	181	H
* 3.662	38.77	PK-U	33.1	-30.7	0	41.17	-	-	74	-32.83	-	-	106	366	H
* 3.665	26.89	ADR	33.1	-30.8	.31	29.5	54	-24.5	-	-	-	-	106	366	H
* 3.927	38.28	PK-U	33.4	-30.5	0	41.18	-	-	74	-32.82	-	-	133	393	V
* 3.927	26.75	ADR	33.4	-30.5	.31	29.96	54	-24.04	-	-	-	-	133	393	V
* 8.142	33.55	PK-U	35.7	-23.5	0	45.75	-	-	74	-28.25	-	-	117	343	H
* 8.142	22.03	ADR	35.7	-23.5	.31	34.54	54	-19.46	-	-	-	-	117	343	H
* 11.955	32.81	PK-U	38.6	-19.5	0	51.91	-	-	74	-22.09	-	-	62	185	V
* 11.955	20.64	ADR	38.6	-19.5	.31	40.05	54	-13.95	-	-	-	-	62	185	V
1.717	28.57	ADR	29.4	-32.8	.31	25.48	-	-	-	-	-	-	108	386	V
1.718	43.96	PK-U	29.4	-32.9	0	40.46	-	-	-	-	68.2	-27.74	108	386	V

* - indicates frequency in CFR47 Pt 15 / IC RSS-Restricted Band
 PK-U - U-NII: Maximum Peak
 ADR - U-NII AD primary method, RMS average

9.1.15. 11n HT40 MODE IN THE 5.8GHz BAND

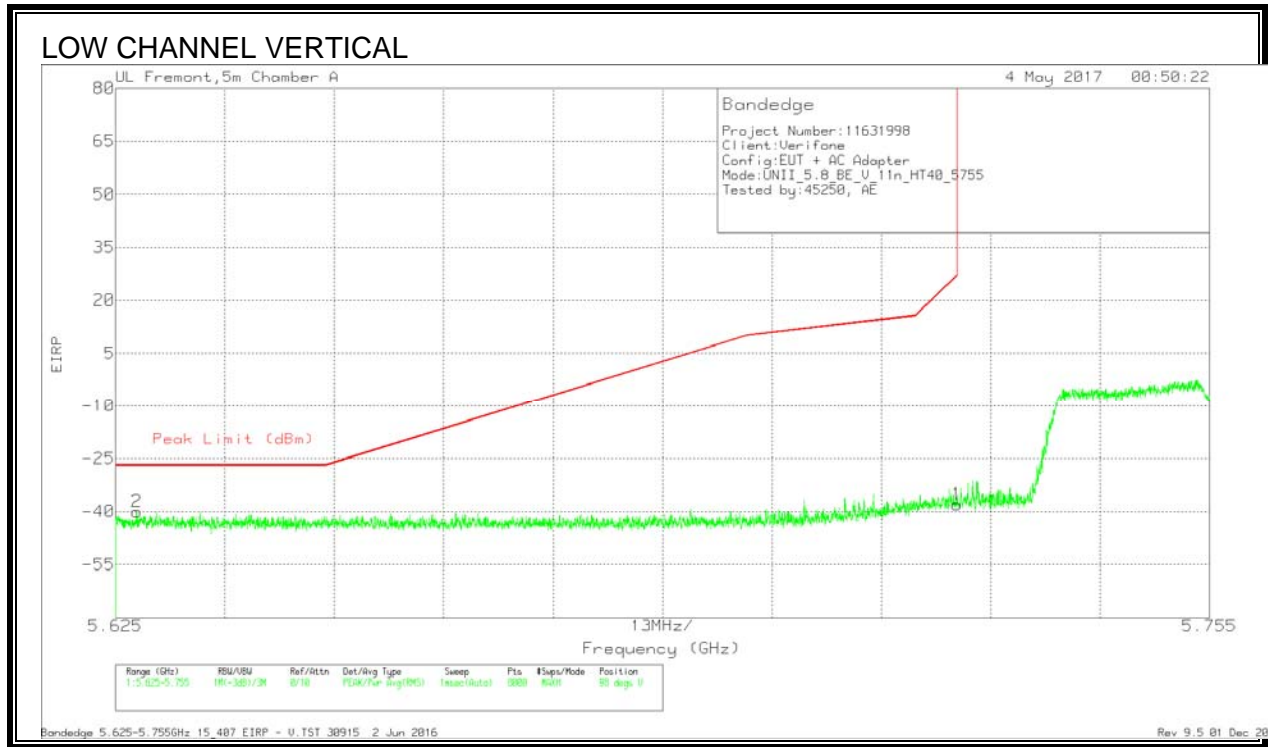
BANDEDGE (LOW CHANNEL)



Trace Markers

Marker	Frequency (GHz)	Meter Reading (dBm)	Det	AF T711 (dB/m)	Amp/Cbl/Fitr/Pad (dB)	Conversion Factor (dB)	Corrected Reading EIRP	Peak Limit (dBm)	PK Margin (dB)	Azimuth (Degs)	Height (cm)	Polarity
2	5.635	-67.57	Pk	34.7	-19	11.8	-40.07	-27	-13.07	311	167	H
1	5.725	-68.57	Pk	34.8	-19	11.8	-40.97	27	-67.97	311	167	H

Pk - Peak detector

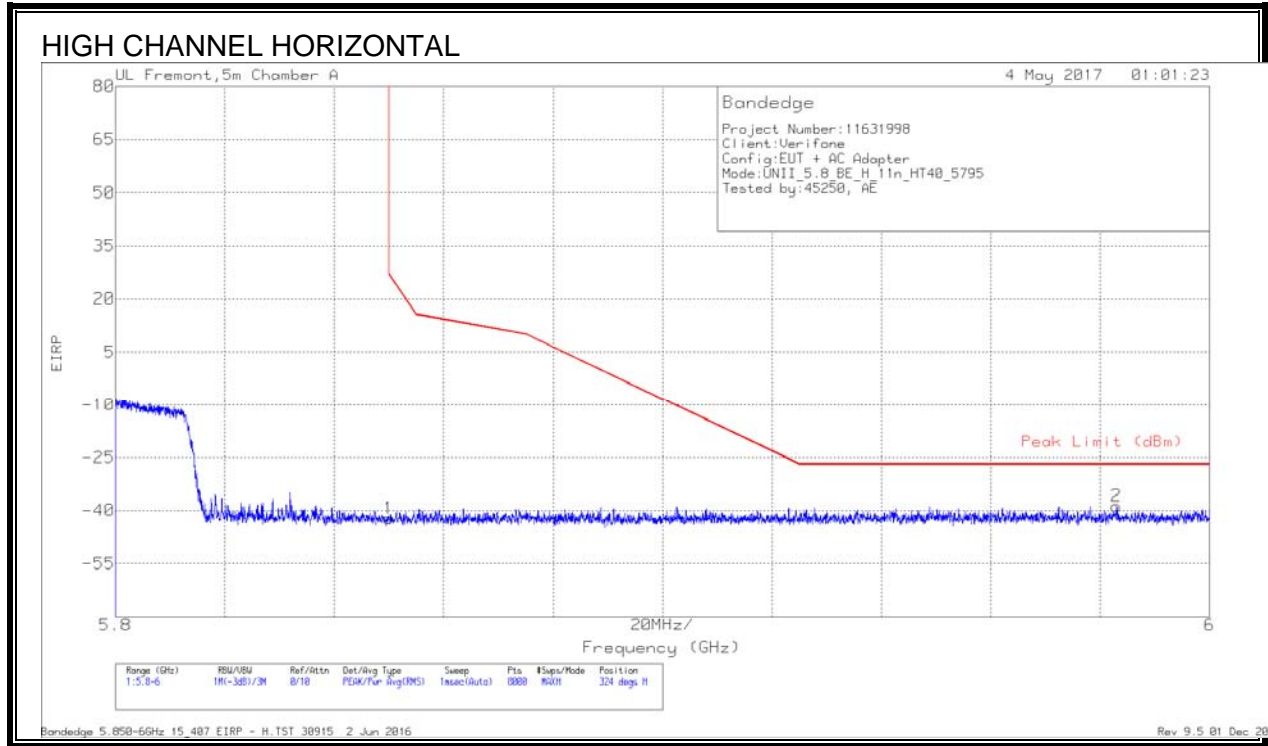


Trace Markers

Marker	Frequency (GHz)	Meter Reading (dBm)	Det	AF T711 (dB/m)	Amp/Cbl/Filtr/Pad (dB)	Conversion Factor (dB)	Corrected Reading EIRP	Peak Limit (dBm)	PK Margin (dB)	Azimuth (Degs)	Height (cm)	Polarity
2	5.628	-67.61	Pk	34.7	-19	11.8	-40.11	-27	-13.11	98	139	V
1	5.725	-65.62	Pk	34.8	-19	11.8	-38.02	27	-65.02	98	139	V

Pk - Peak detector

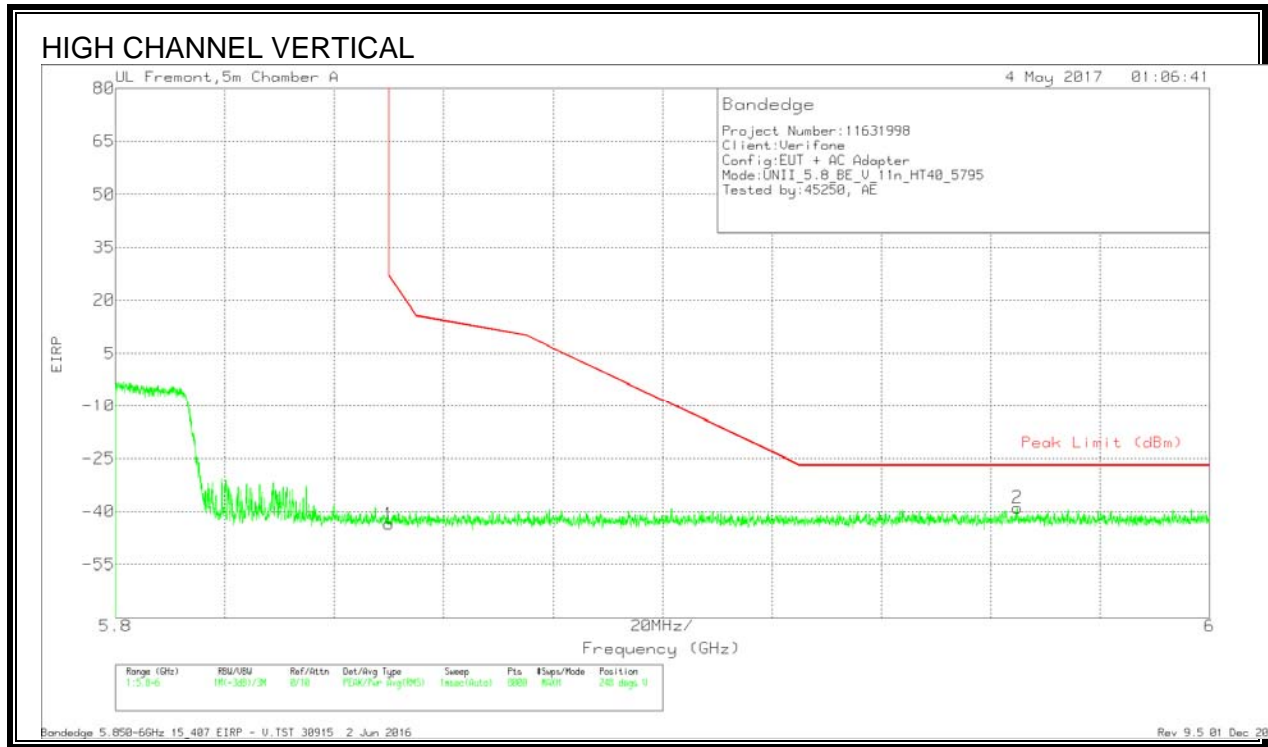
AUTHORIZED BANDEDGE (HIGH CHANNEL)



Trace Markers

Marker	Frequency (GHz)	Meter Reading (dBm)	Det	AF T711 (dB/m)	Amp/Cb/Ftr/Pad (dB)	Conversion Factor (dB)	Corrected Reading EIRP	Peak Limit (dBm)	PK Margin (dB)	Azimuth (Degs)	Height (cm)	Polarity
1	5.85	-70	Pk	34.8	-18.8	11.8	-42.2	26.99	-69.19	324	276	H
2	5.983	-67.28	Pk	35.2	-18.5	11.8	-38.78	-27	-11.78	324	276	H

Pk - Peak detector

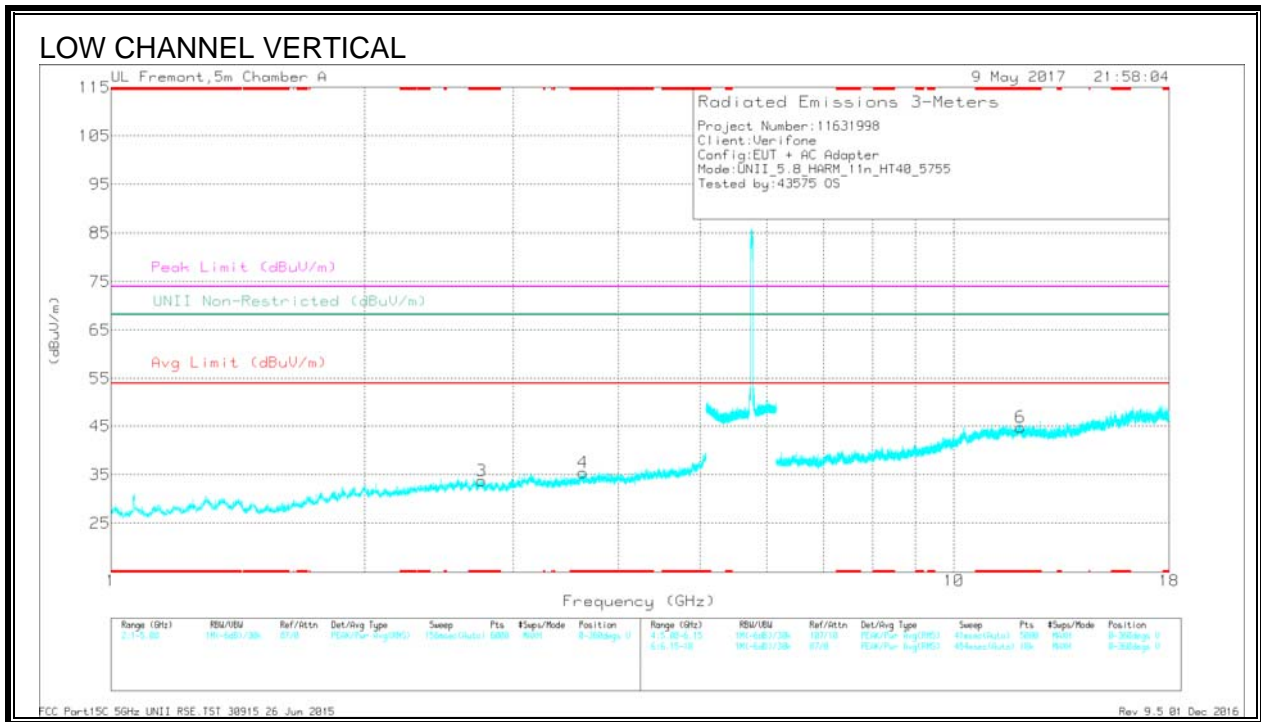
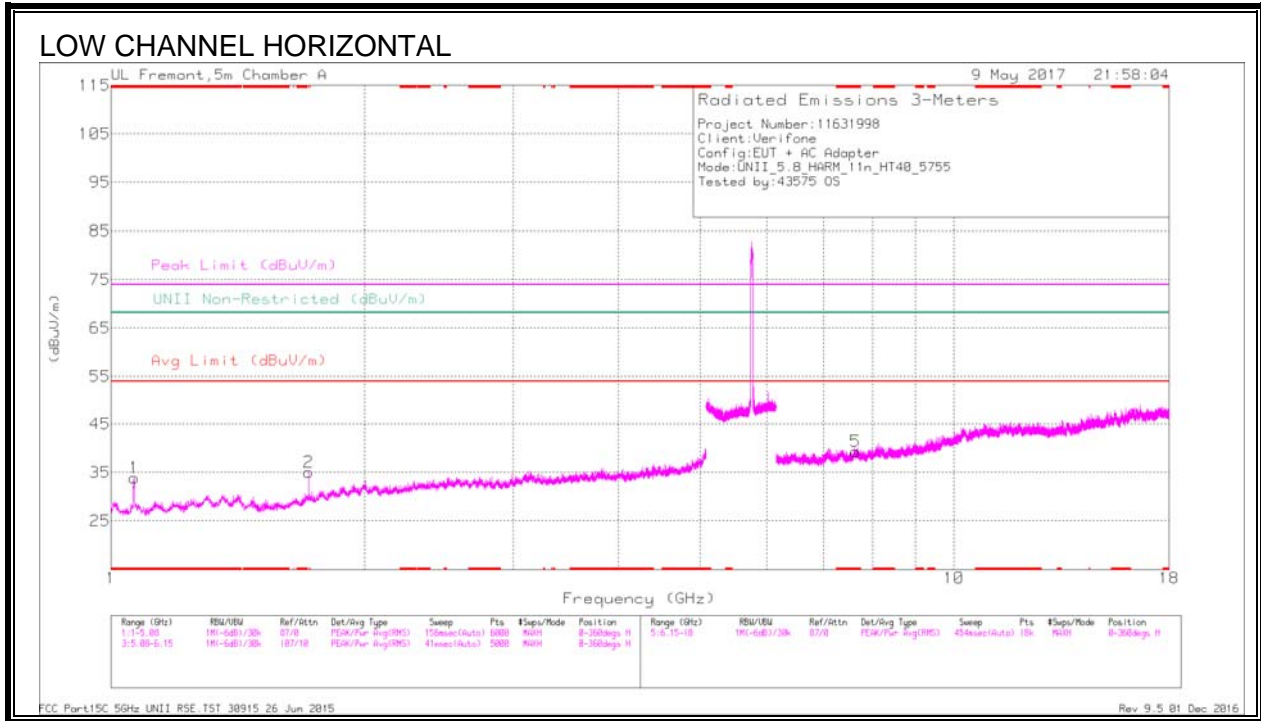


Trace Markers

Marker	Frequency (GHz)	Meter Reading (dBm)	Det	AF T711 (dB/m)	Amp/Cbl/Filtr/Pad (dB)	Conversion Factor (dB)	Corrected Reading EIRP	Peak Limit (dBm)	PK Margin (dB)	Azimuth (Degs)	Height (cm)	Polarity
1	5.85	-71.29	Pk	34.8	-18.8	11.8	-43.49	26.99	-70.48	248	306	V
2	5.965	-67.31	Pk	35.1	-18.6	11.8	-39.01	-27	-12.01	248	306	V

Pk - Peak detector

HARMONICS AND SPURIOUS EMISSIONS



Trace Markers

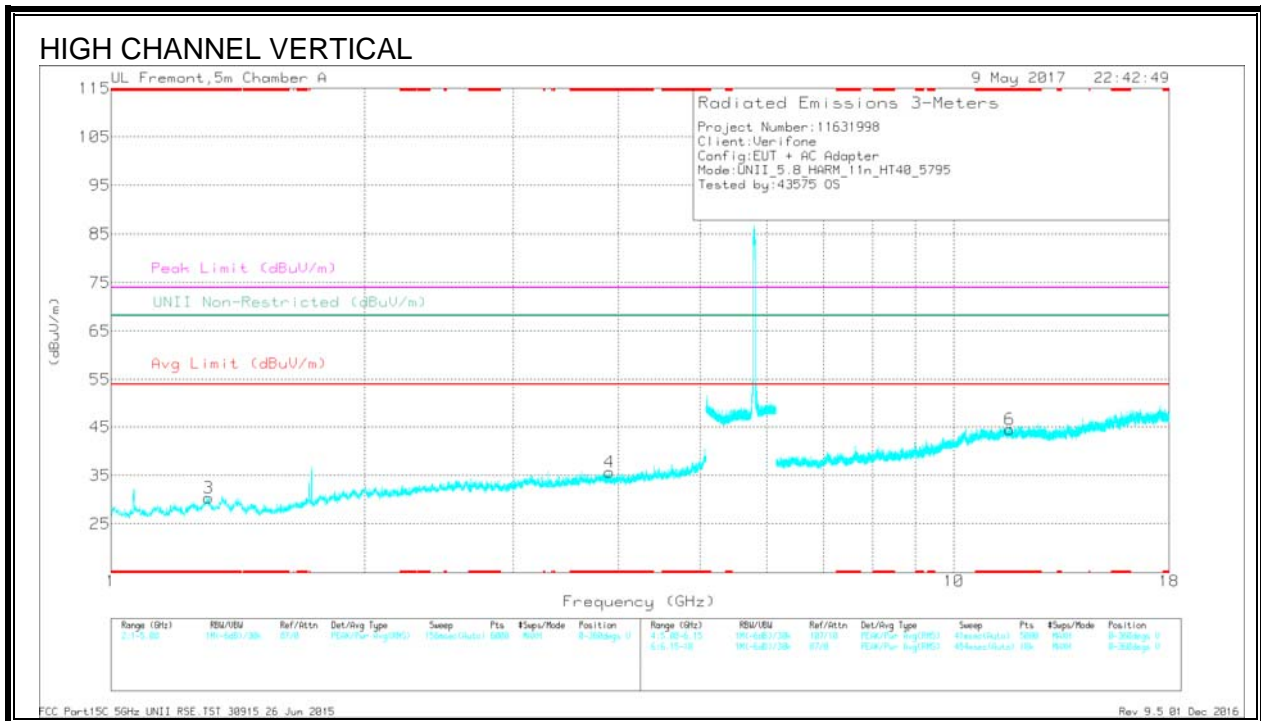
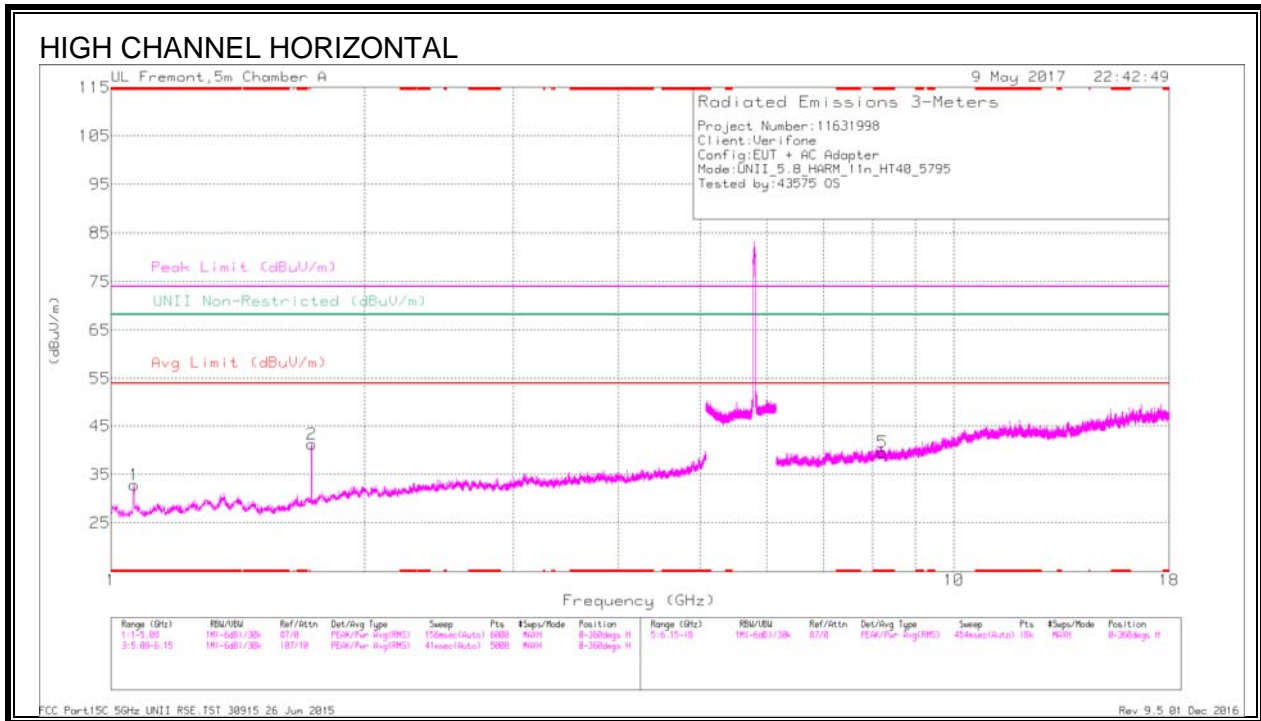
Marker	Frequency (GHz)	Meter Reading (dBuV)	Det	AF T711 (dB/m)	Amp/CA/FR/Pad (dB)	DC Corr (dB)	Corrected Reading (dBuV/m)	Avg Limit (dBuV/m)	Margin (dB)	Peak Limit (dBuV/m)	PK Margin (dB)	UNII Non-Restricted (dBuV/m)	PK Margin (dB)	Azimuth (Degs)	Height (cm)	Polarity
1	* 1.065	39.84	Pk	27.8	-33.8	0	33.84	-	-	74	-40.16	-	-	0-360	101	H
3	* 2.752	33.25	Pk	32.5	-32	0	33.75	-	-	74	-40.25	-	-	0-360	200	V
4	* 3.628	33.03	Pk	33.1	-30.7	0	35.43	-	-	74	-38.57	-	-	0-360	200	V
5	* 7.643	27.04	Pk	35.6	-23.3	0	39.34	-	-	74	-34.66	-	-	0-360	199	H
6	* 11.995	26.26	Pk	38.6	-20.1	0	44.76	-	-	74	-29.24	-	-	0-360	101	V
2	1.715	38.4	Pk	29.4	-32.8	0	35	-	-	-	-	68.2	-33.2	0-360	101	H

* - indicates frequency in CFR47 Pt 15 / IC RSS-Restricted Band
 Pk - Peak detector

Radiated Emissions

Frequency (GHz)	Meter Reading (dBuV)	Det	AF T711 (dB/m)	Amp/CA/FR/Pad (dB)	DC Corr (dB)	Corrected Reading (dBuV/m)	Avg Limit (dBuV/m)	Margin (dB)	Peak Limit (dBuV/m)	PK Margin (dB)	UNII Non-Restricted (dBuV/m)	PK Margin (dB)	Azimuth (Degs)	Height (cm)	Polarity
* 1.065	46.79	PK-U	27.8	-33.8	0	40.79	-	-	74	-33.21	-	-	204	236	H
* 1.063	37.77	ADR	27.8	-33.8	42	32.19	54	-21.81	-	-	-	-	204	236	H
* 2.754	40.36	PK-U	32.5	-32	0	40.86	-	-	74	-33.14	-	-	231	226	V
* 2.751	27.83	ADR	32.5	-32	42	28.75	54	-25.25	-	-	-	-	231	226	V
* 3.629	38.11	PK-U	33.1	-30.7	0	40.51	-	-	74	-33.49	-	-	133	223	V
* 3.628	26.71	ADR	33.1	-30.7	42	29.53	54	-24.47	-	-	-	-	133	223	V
* 7.641	33.68	PK-U	35.6	-23.4	0	45.88	-	-	74	-28.12	-	-	227	232	H
* 7.642	21.99	ADR	35.6	-23.3	42	34.71	54	-19.29	-	-	-	-	227	232	H
* 11.995	31.87	PK-U	38.6	-20.1	0	50.37	-	-	74	-23.63	-	-	72	234	V
* 11.997	20.55	ADR	38.6	-20.2	42	39.37	54	-14.63	-	-	-	-	72	234	V
1.714	40.6	PK-U	29.4	-32.8	0	37.2	-	-	-	-	68.2	-31	357	213	H

* - indicates frequency in CFR47 Pt 15 / IC RSS-Restricted Band
 PK-U - U-NII: Maximum Peak
 ADR - U-NII AD primary method, RMS average



Trace Markers

Marker	Frequency (GHz)	Meter Reading (dBuV)	Det	AF T711 (dB/m)	Amp/Cb/Flt/Pad (dB)	DC Corr (dB)	Corrected Reading (dBuV/m)	Avg Limit (dBuV/m)	Margin (dB)	Peak Limit (dBuV/m)	PK Margin (dB)	UNII Non-Restricted (dBuV/m)	PK Margin (dB)	Azimuth (Degs)	Height (cm)	Polarity
1	* 1.065	38.8	Pk	27.8	-33.8	0	32.8	-	-	74	-41.2	-	-	0-360	101	H
3	* 1.305	34.82	Pk	29.5	-33.9	0	30.42	-	-	74	-43.58	-	-	0-360	101	V
4	* 3.903	32.87	Pk	33.4	-30.6	0	35.67	-	-	74	-38.33	-	-	0-360	200	V
5	* 8.224	26.93	Pk	35.7	-23	0	39.63	-	-	74	-34.37	-	-	0-360	199	H
6	* 11.646	25.61	Pk	38.2	-19.3	0	44.51	-	-	74	-29.49	-	-	0-360	200	V
2	1.729	44.65	Pk	29.6	-33	0	41.25	-	-	-	-	68.2	-26.95	0-360	101	H

* - indicates frequency in CFR47 Pt 15 / IC RSS-Restricted Band
 Pk - Peak detector

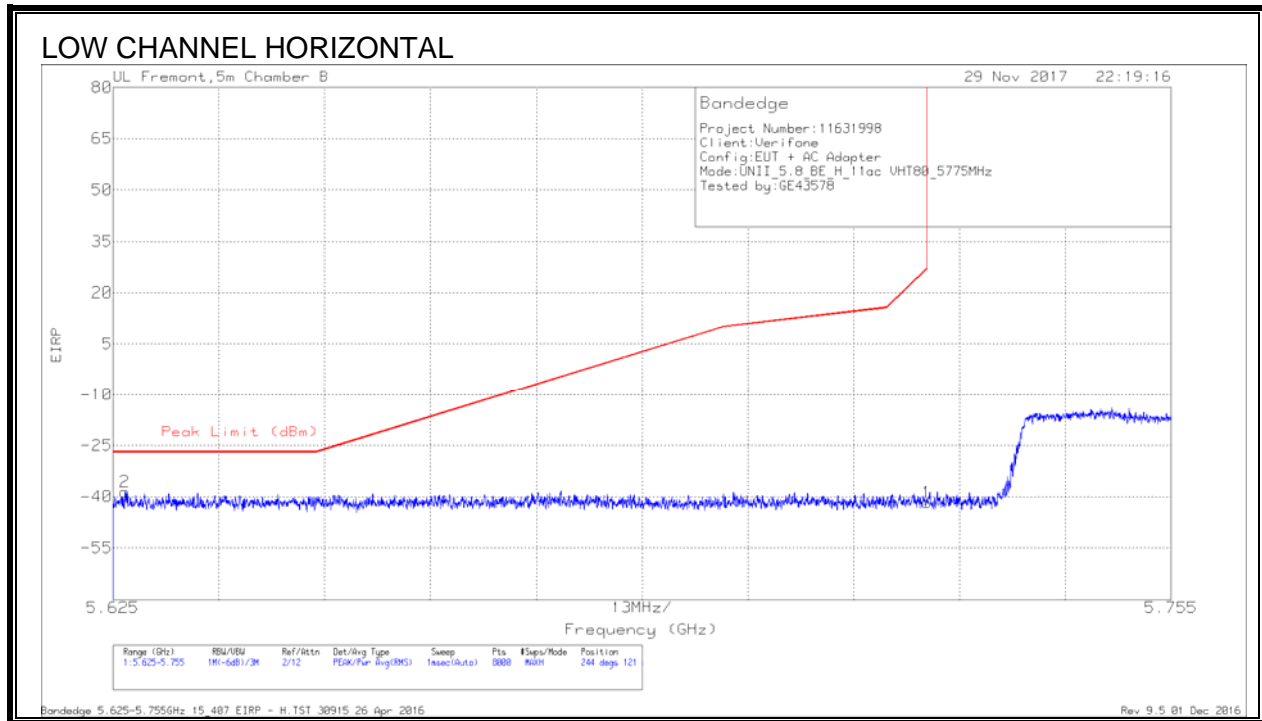
Radiated Emissions

Frequency (GHz)	Meter Reading (dBuV)	Det	AF T711 (dB/m)	Amp/Cb/Flt/Pad (dB)	DC Corr (dB)	Corrected Reading (dBuV/m)	Avg Limit (dBuV/m)	Margin (dB)	Peak Limit (dBuV/m)	PK Margin (dB)	UNII Non-Restricted (dBuV/m)	PK Margin (dB)	Azimuth (Degs)	Height (cm)	Polarity
* 1.063	45.74	PK-U	27.8	-33.8	0	39.74	-	-	74	-34.26	-	-	29	232	H
* 1.064	37.15	ADR	27.8	-33.8	.42	31.57	54	-22.43	-	-	-	-	29	232	H
* 1.305	41.49	PK-U	29.5	-33.9	0	37.09	-	-	74	-36.91	-	-	56	224	V
* 1.305	29.12	ADR	29.5	-33.9	.42	25.14	54	-28.86	-	-	-	-	56	224	V
* 3.905	38.62	PK-U	33.4	-30.6	0	41.42	-	-	74	-32.58	-	-	27	158	V
* 3.903	26.96	ADR	33.4	-30.6	.42	30.18	54	-23.82	-	-	-	-	27	158	V
* 8.222	32.97	PK-U	35.7	-23	0	45.67	-	-	74	-28.33	-	-	353	230	H
* 8.225	21.83	ADR	35.7	-23	.42	34.95	54	-19.05	-	-	-	-	353	230	H
* 11.645	32.09	PK-U	38.2	-19.3	0	50.99	-	-	74	-23.01	-	-	260	107	V
* 11.647	20.56	ADR	38.2	-19.3	.42	39.88	54	-14.12	-	-	-	-	260	107	V
1.729	40.71	PK-U	29.6	-33	0	37.31	-	-	-	-	68.2	-30.89	288	376	H

* - indicates frequency in CFR47 Pt 15 / IC RSS-Restricted Band
 PK-U - U-NII: Maximum Peak
 ADR - U-NII AD primary method, RMS average

9.1.16. 11ac VHT80 MODE IN THE 5.8GHz BAND

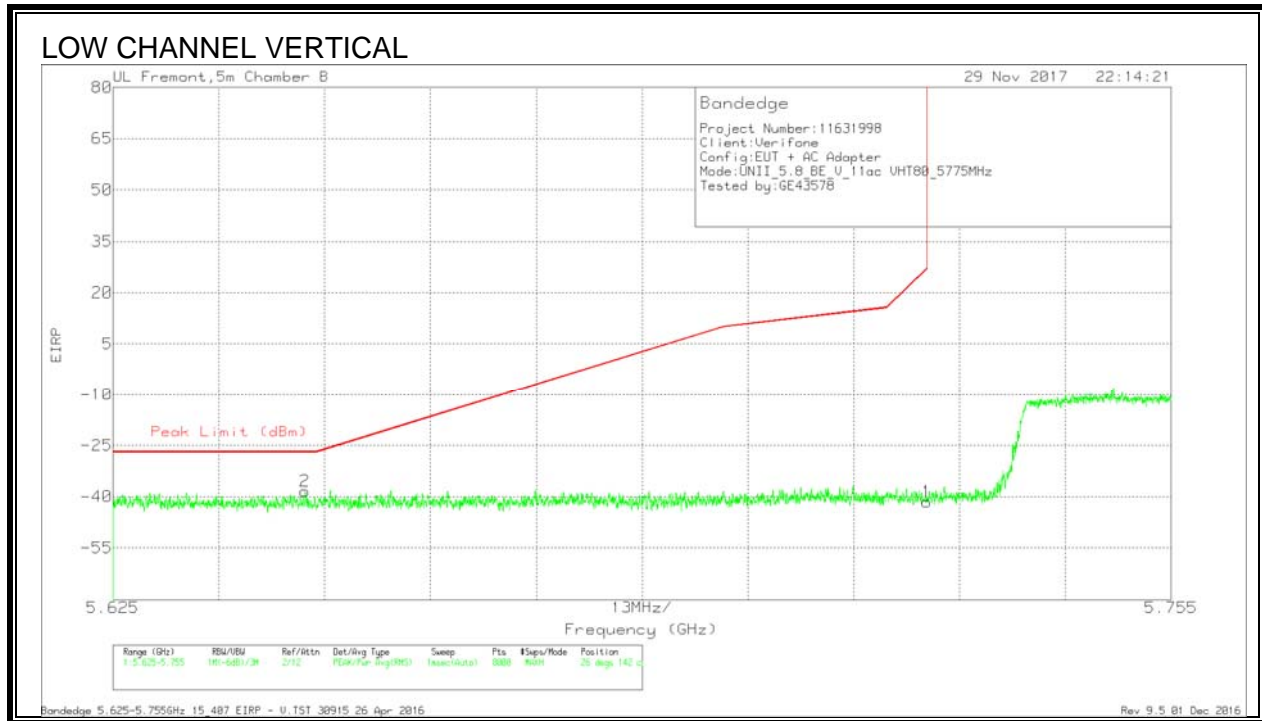
BANDEDGE (LOW CHANNEL)



Trace Markers

Marker	Frequency (GHz)	Meter Reading (dBm)	Det	AF T863 (dB/m)	Amp/Cb/Fltr/PA d (dB)	Conversion Factor (dB)	Corrected Reading EIRP	Peak Limit (dBm)	PK Margin (dB)	Azimuth (Degs)	Height (cm)	Polarity
2	5.626	-66.45	Pk	35.3	-19.2	11.8	-38.55	-27	-11.55	244	121	H
1	5.725	-69.09	Pk	35	-19.5	11.8	-41.79	27	-68.79	244	121	H

Pk - Peak detector

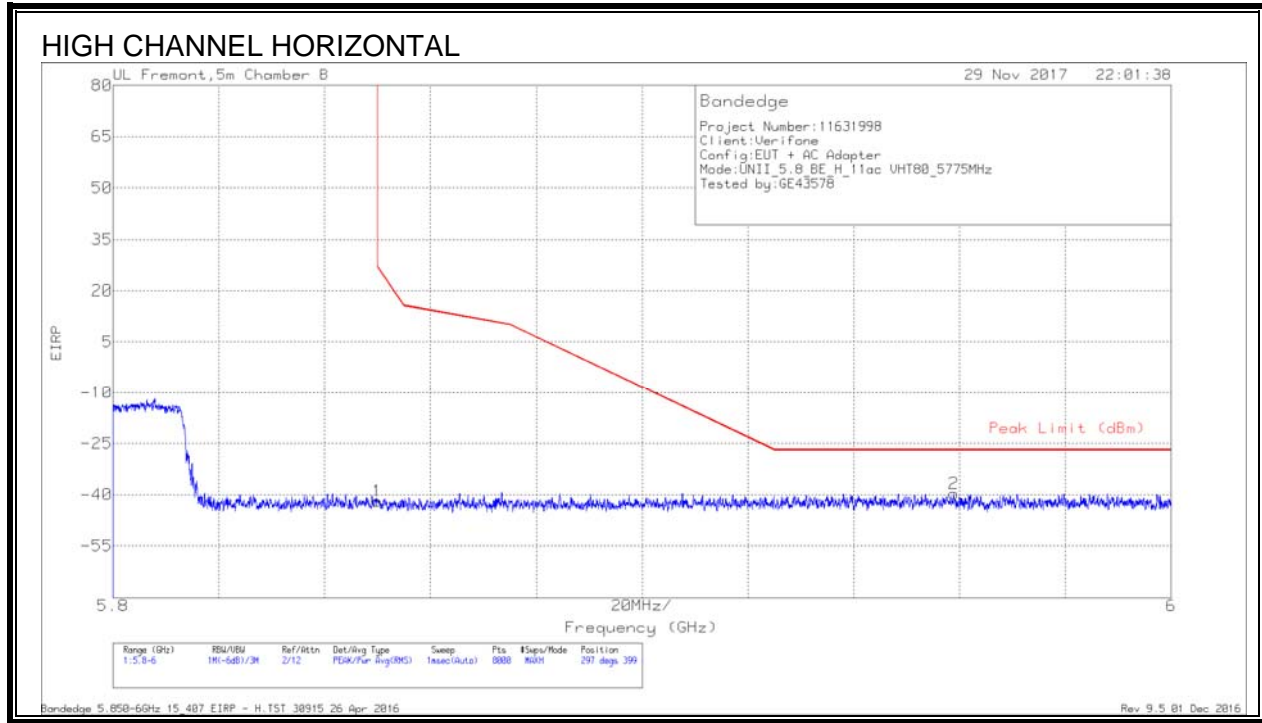


Trace Markers

Marker	Frequency (GHz)	Meter Reading (dBm)	Det	AF T863 (dB/m)	Amp/Cbl/Fitr/Parad (dB)	Conversion Factor (dB)	Corrected Reading EIRP	Peak Limit (dBm)	PK Margin (dB)	Azimuth (Degs)	Height (cm)	Polarity
2	5.649	-66.02	Pk	35.2	-19.4	11.8	-38.42	-27	-11.42	26	142	V
1	5.725	-68.82	Pk	35	-19.5	11.8	-41.52	27	-68.52	26	142	V

Pk - Peak detector

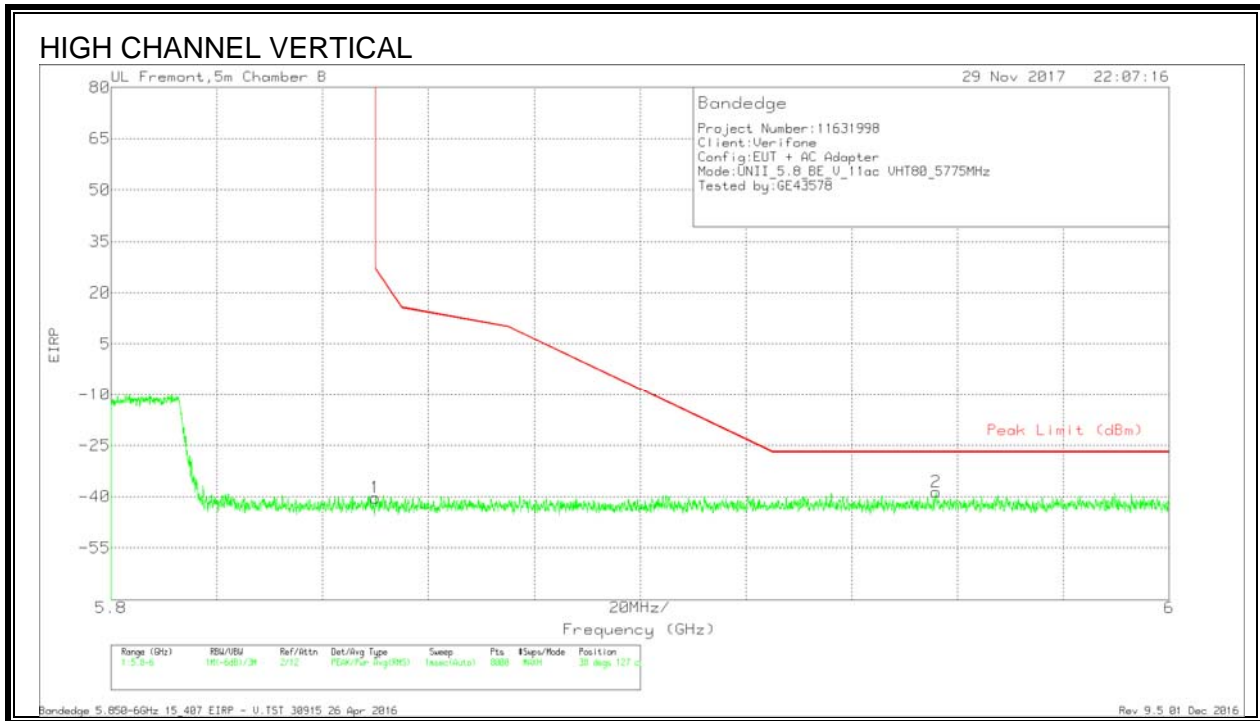
AUTHORIZED BANDEDGE (HIGH CHANNEL)



Trace Markers

Marker	Frequency (GHz)	Meter Reading (dBm)	Det	AF T863 (dB/m)	Amp/Cbl/Fitr/Pad (dB)	Conversion Factor (dB)	Corrected Reading EIRP	Peak Limit (dBm)	PK Margin (dB)	Azimuth (Degs)	Height (cm)	Polarity
1	5.85	-69.51	Pk	35.1	-19.3	11.8	-41.91	26.99	-68.9	297	399	H
2	5.959	-67.78	Pk	35.2	-18.9	11.8	-39.68	-27	-12.68	297	399	H

Pk - Peak detector

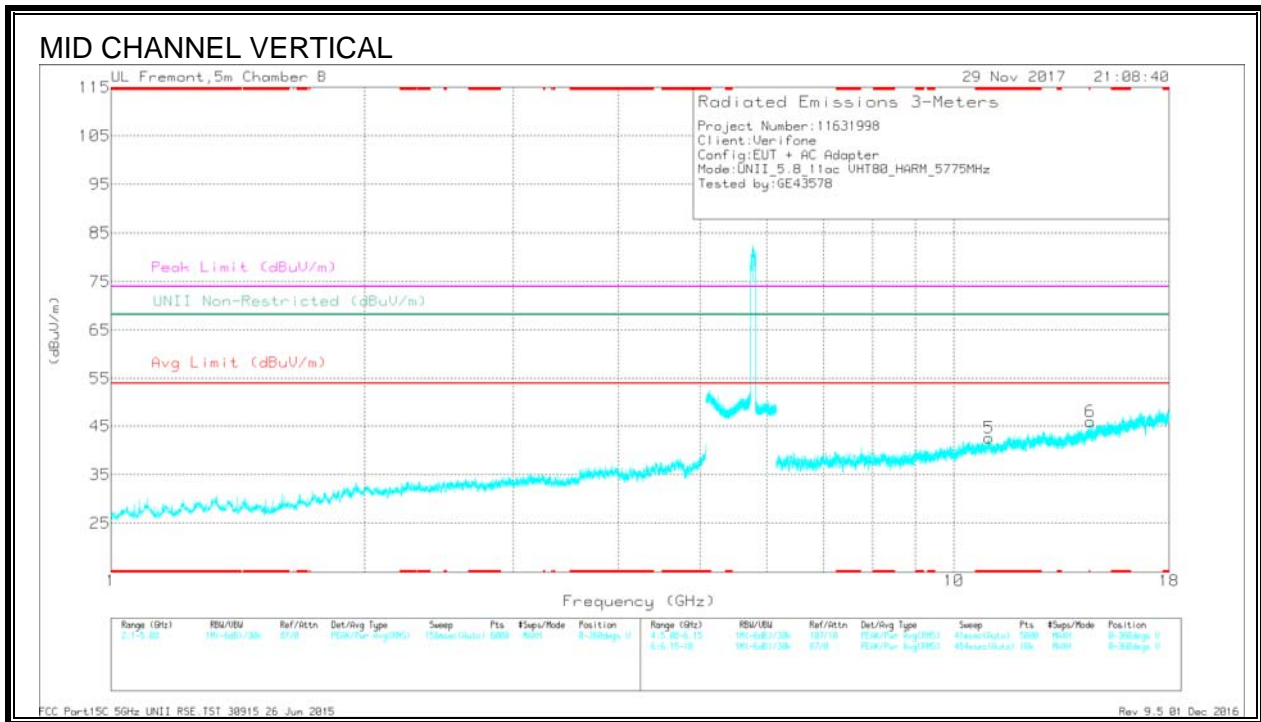
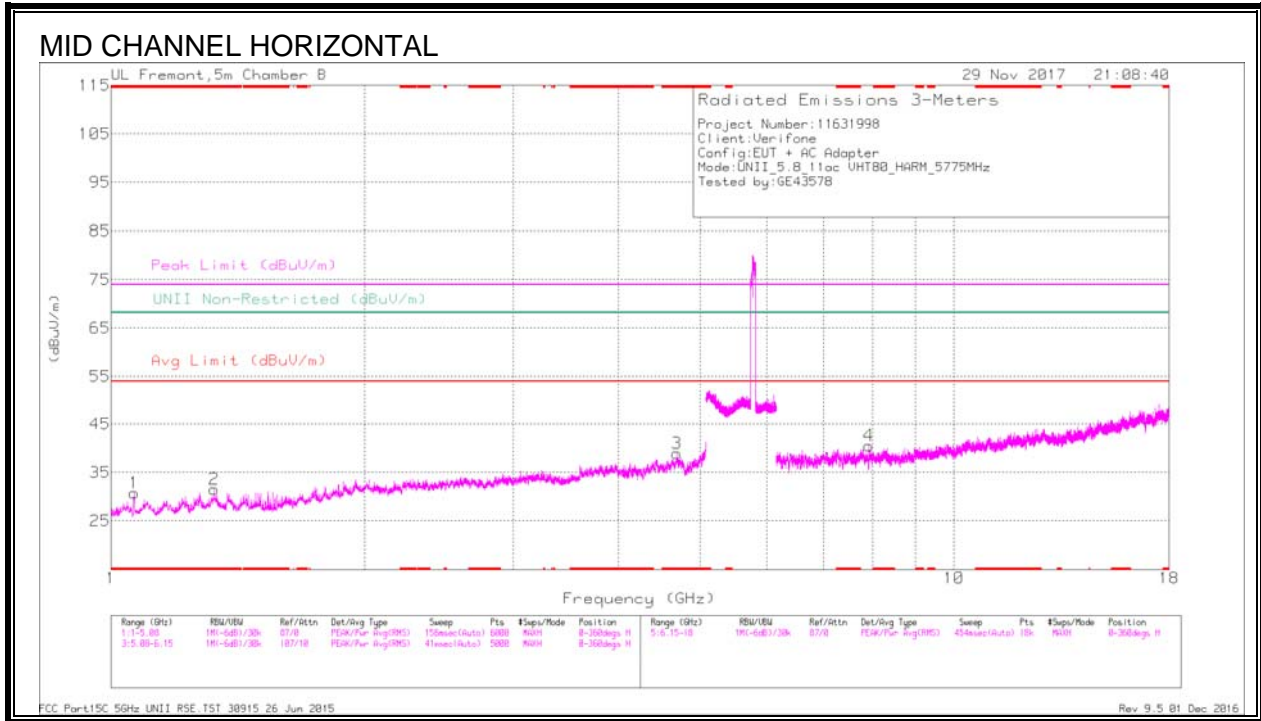


Trace Markers

Marker	Frequency (GHz)	Meter Reading (dBm)	Det	AF T863 (dB/m)	Amp/Cbl/Filtr/Parad (dB)	Conversion Factor (dB)	Corrected Reading EIRP	Peak Limit (dBm)	PK Margin (dB)	Azimuth (Degs)	Height (cm)	Polarity
1	5.85	-67.93	Pk	35.1	-19.3	11.8	-40.33	26.99	-67.32	38	127	V
2	5.956	-66.68	Pk	35.2	-18.9	11.8	-38.58	-27	-11.58	38	127	V

Pk - Peak detector

HARMONICS AND SPURIOUS EMISSIONS



Radiated Emissions

Marker	Frequency (GHz)	Meter Reading (dBuV)	Det	AF T863 (dB/m)	Amp/Cbl/Filtr/Pad (dB)	DC Corr (dB)	Corrected Reading (dBuV/m)	Avg Limit (dBuV/m)	Margin (dB)	Peak Limit (dBuV/m)	PK Margin (dB)	UNII Non-Restricted (dBuV/m)	PK Margin (dB)	Azimuth (Degs)	Height (cm)	Polarity
1	* 1.065	44.08	PK-U	27.2	-34.1	0	37.18	-	-	74	-36.82	-	-	179	199	H
	* 1.065	33.36	ADR	27.2	-34.1	1.18	27.64	54	-26.36	-	-	-	-	179	199	H
2	* 1.326	42.84	PK-U	28.9	-33.6	0	38.14	-	-	74	-35.86	-	-	22	104	H
	* 1.325	31.31	ADR	28.9	-33.6	1.18	27.79	54	-26.21	-	-	-	-	22	104	H
3	* 4.691	40.19	PK-U	34.2	-29	0	45.39	-	-	74	-28.61	-	-	323	104	H
	* 4.693	27.76	ADR	34.2	-29	1.18	34.14	54	-19.86	-	-	-	-	323	104	H
5	* 11.005	32.91	PK-U	37.7	-21.6	0	49.01	-	-	74	-24.99	-	-	312	199	V
	* 11.006	21.48	ADR	37.7	-21.7	1.18	38.66	54	-15.34	-	-	-	-	312	199	V
4	7.929	35.57	PK-U	36	-25.3	0	46.27	-	-	-	-	68.2	-21.93	297	104	H
6	14.519	31.35	PK-U	39.9	-20.1	0	51.15	-	-	-	-	68.2	-17.05	225	199	V

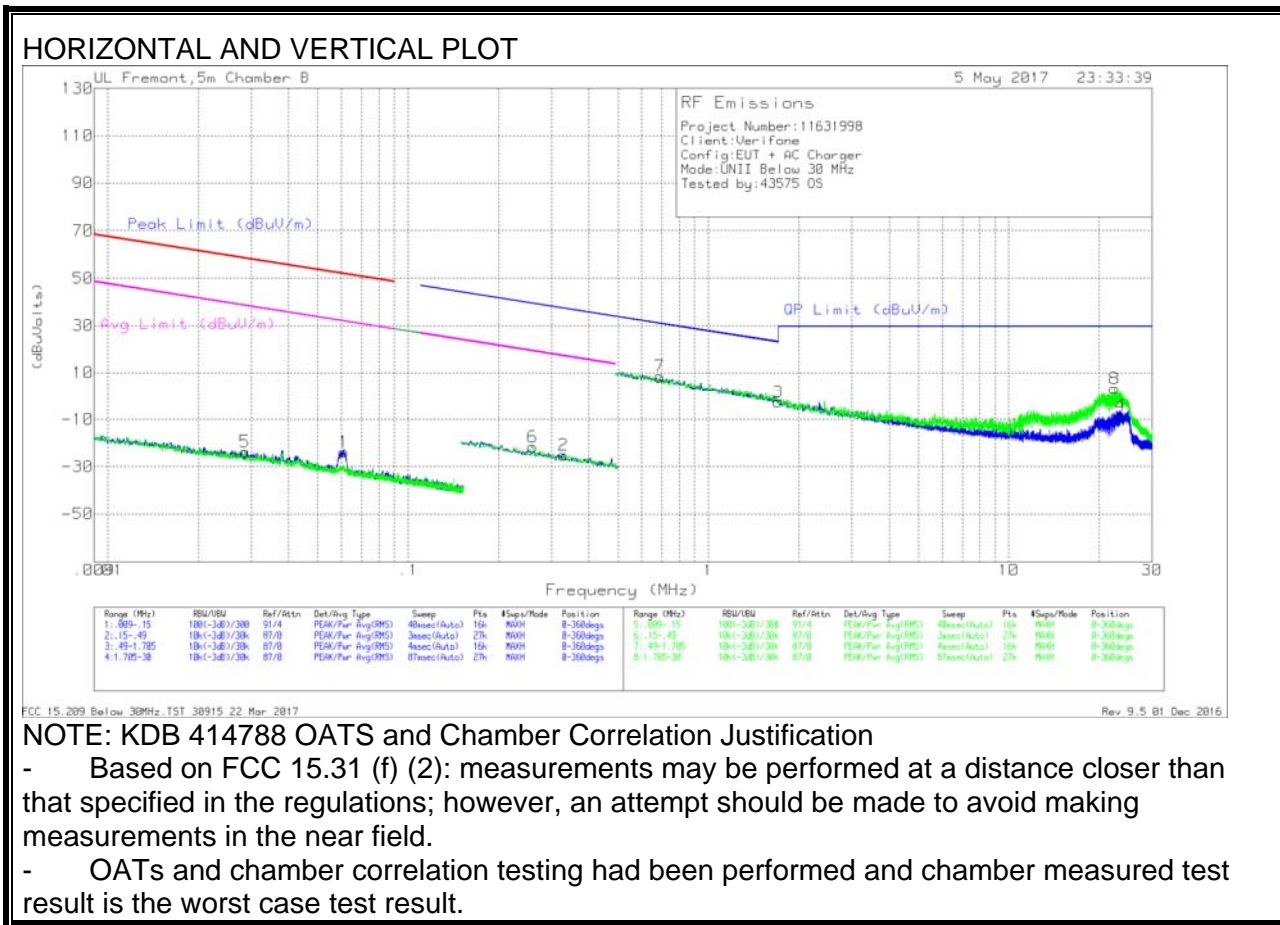
* - indicates frequency in CFR47 Pt 15 / IC RSS-Restricted Band

PK-U - U-NII: Maximum Peak

ADR - U-NII AD primary method, RMS average

9.2. WORST-CASE BELOW 30 MHz

SPURIOUS EMISSIONS 9kHz TO 30 MHz (WORST-CASE CONFIGURATION)



NOTE: KDB 414788 OATS and Chamber Correlation Justification

- Based on FCC 15.31 (f) (2): measurements may be performed at a distance closer than that specified in the regulations; however, an attempt should be made to avoid making measurements in the near field.
- OATs and chamber correlation testing had been performed and chamber measured test result is the worst case test result.

Trace Markers

Marker	Frequency (MHz)	Meter Reading (dBuV)	Det	Loop Antenna (dB/m)	Cbl (dB)	Dist Corr 300m	Corrected Reading (dBuVolts)	Peak Limit (dBuV/m)	Margin (dB)	Avg Limit (dBuV/m)	Margin (dB)	Peak Limit (dBuV/m)	Margin (dB)	Avg Limit (dBuV/m)	Margin (dB)	Azimuth (Degs)
5	.0286	41.22	Pk	13.7	1.4	-80	-23.68	58.46	-82.14	38.46	-62.14	-	-	-	-	0-360
1	.06106	42.81	Pk	12	1.4	-80	-23.79	51.87	-75.66	31.87	-55.66	-	-	-	-	0-360
6	.25978	45.24	Pk	11.6	1.5	-80	-21.66	-	-	-	-	39.32	-60.98	19.32	-40.98	0-360
2	.32909	41.71	Pk	11.6	1.5	-80	-25.19	-	-	-	-	37.26	-62.45	17.26	-42.45	0-360

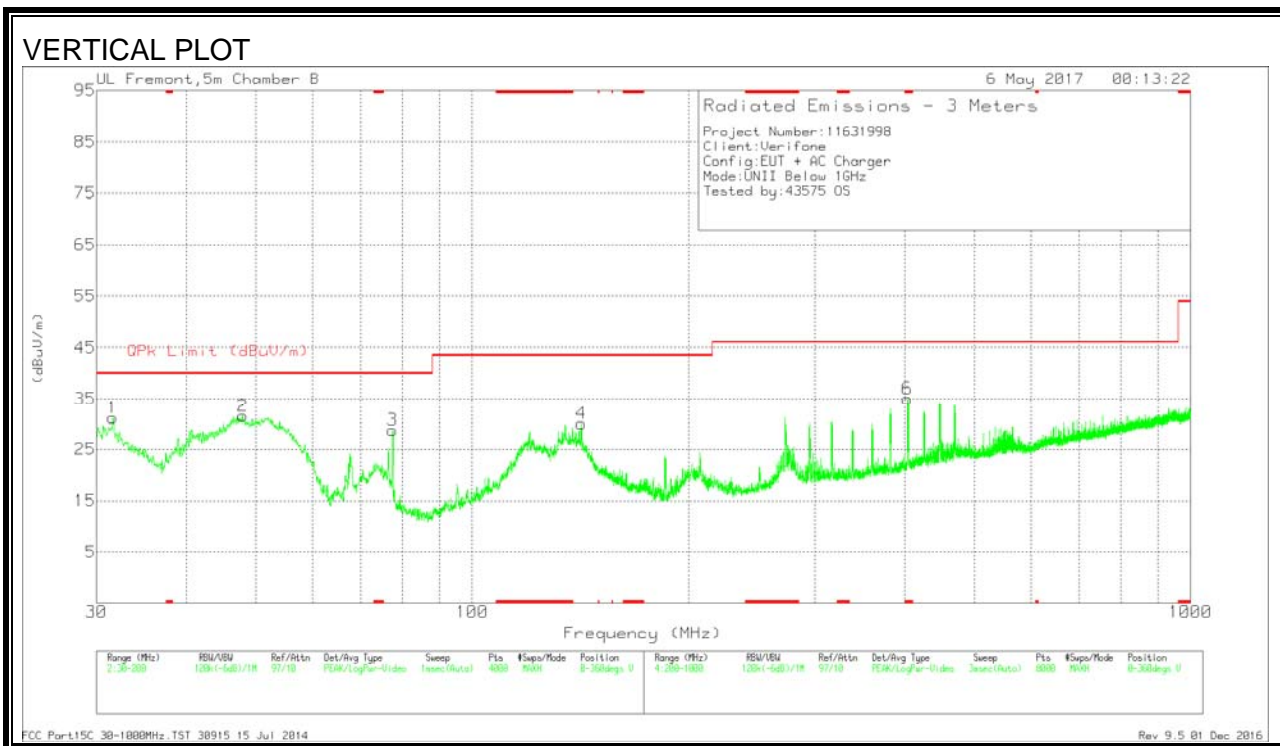
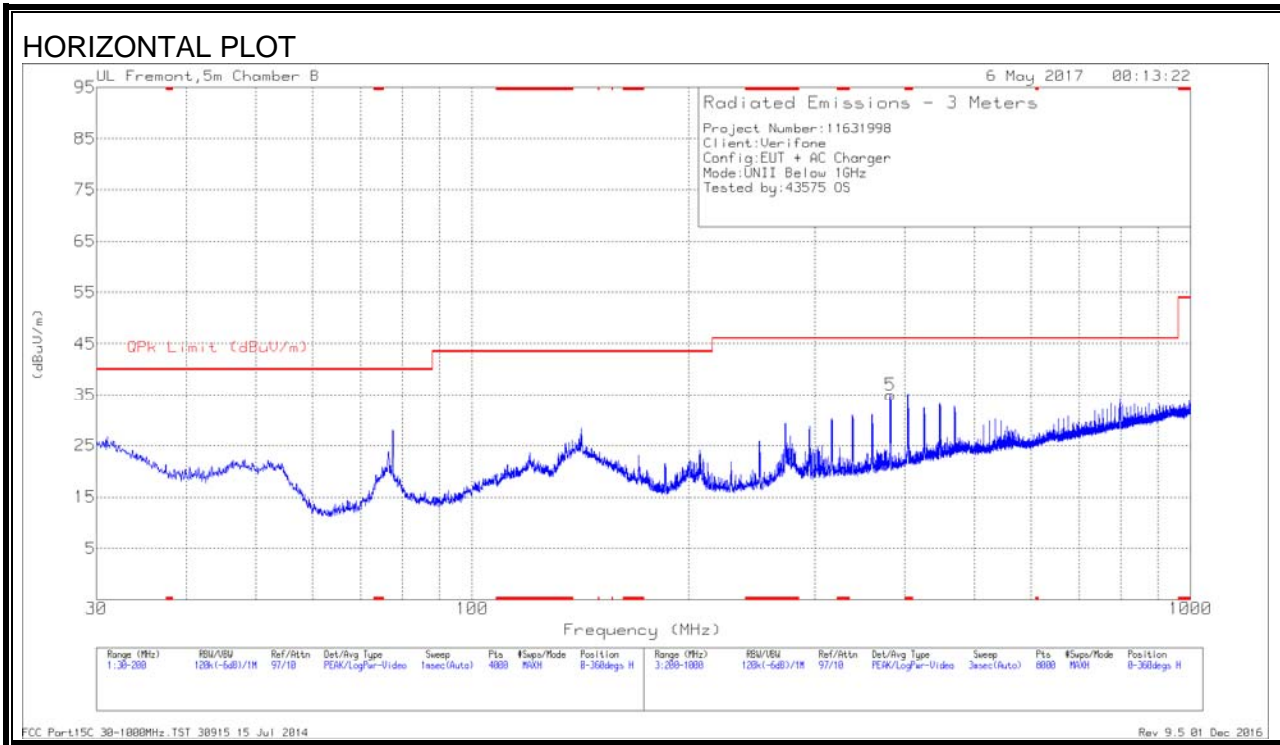
Pk - Peak detector

Marker	Frequency (MHz)	Meter Reading (dBuV)	Det	Loop Antenna (dB/m)	Cbl (dB)	Dist Corr 30m	Corrected Reading (dBuVolts)	QP Limit (dBuV/m)	Margin (dB)	Peak Limit (dBuV/m)	Margin (dB)	Avg Limit (dBuV/m)	Margin (dB)	Azimuth (Degs)
7	.68904	35.39	Pk	11.6	1.5	-40	8.49	30.85	-22.36	-	-	-	-	0-360
3	1.70463	24.32	Pk	11.7	1.5	-40	-2.48	23	-25.48	-	-	-	-	0-360
8	22.49418	32.19	Pk	9.4	1.7	-40	3.29	29.5	-26.21	-	-	-	-	0-360
4	23.5558	20.61	Pk	9.2	1.7	-40	-8.49	29.5	-37.99	-	-	-	-	0-360

Pk - Peak detector

9.3. WORST-CASE BELOW 1 GHz

SPURIOUS EMISSIONS 30 TO 1000 MHz (WORST-CASE CONFIGURATION)



Trace Markers

Marker	Frequency (MHz)	Meter Reading (dBuV)	Det	AF T477 (dB/m)	Amp/Cbl (dB)	Corrected Reading (dBuV/m)	QPk Limit (dBuV/m)	Margin (dB)	Azimuth (Degs)	Height (cm)	Polarity
6	* 403.7265	41.26	Pk	19.7	-26	34.96	46.02	-11.06	0-360	100	V
1	31.6154	35.83	Pk	24.2	-28.8	31.23	40	-8.77	0-360	100	V
2	47.9396	47.36	Pk	12.8	-28.6	31.56	40	-8.44	0-360	100	V
3	77.5273	45.38	Pk	11.6	-28.2	28.78	40	-11.22	0-360	100	V
4	141.8039	40.62	Pk	16.8	-27.4	30.02	43.52	-13.5	0-360	100	V
5	381.8236	41.99	Pk	18.9	-25.9	34.99	46.02	-11.03	0-360	100	H

* - indicates frequency in CFR47 Pt 15 / IC RSS-Restricted Band
 Pk - Peak detector

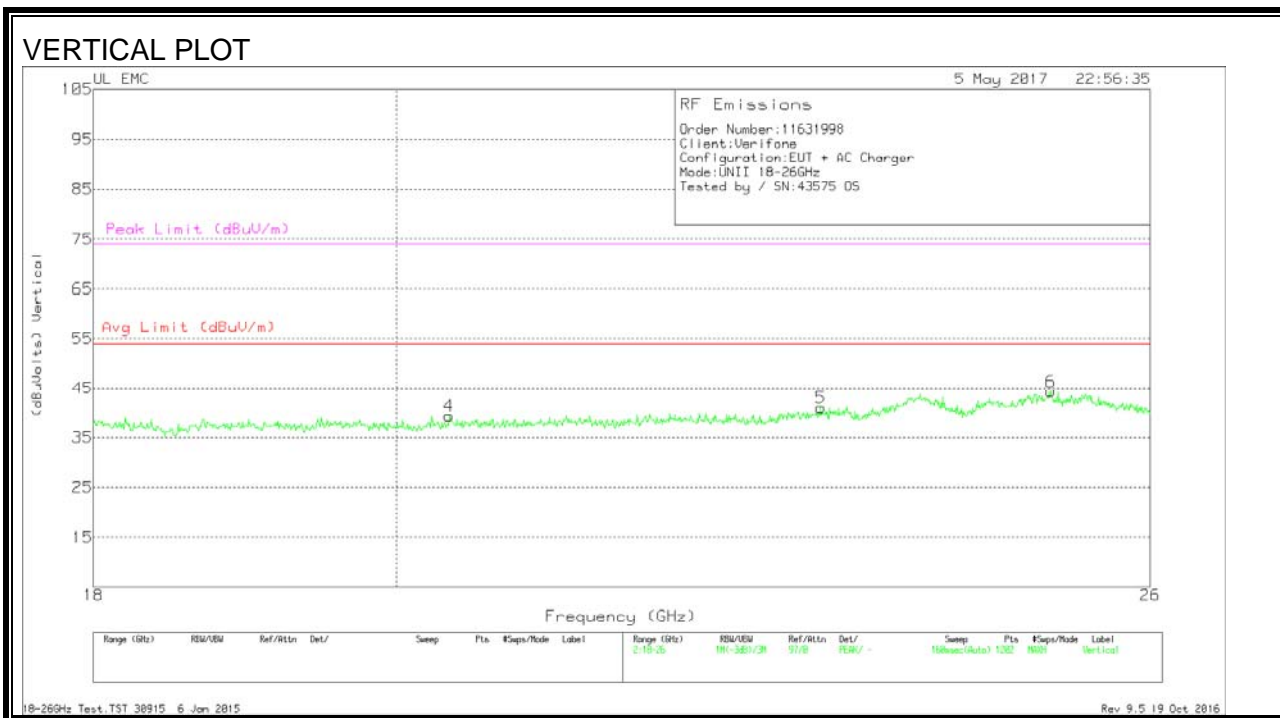
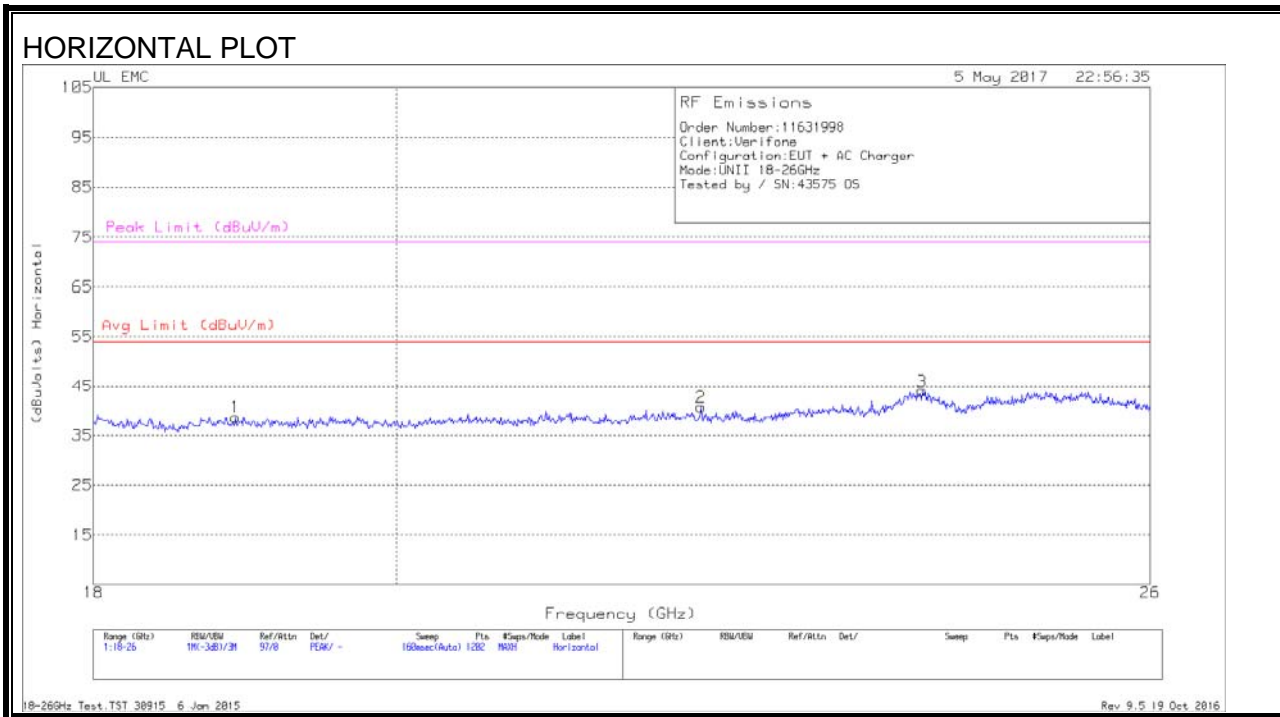
Radiated Emissions

Frequency (MHz)	Meter Reading (dBuV)	Det	AF T477 (dB/m)	Amp/Cbl (dB)	Corrected Reading (dBuV/m)	QPk Limit (dBuV/m)	Margin (dB)	Azimuth (Degs)	Height (cm)	Polarity
47.9458	44.41	Qp	12.8	-28.6	28.61	40	-11.39	139	100	V

* - indicates frequency in CFR47 Pt 15 / IC RSS-Restricted Band
 Qp - Quasi-Peak detector

9.4. WORST-CASE 18 to 26 GHz

SPURIOUS EMISSIONS 18 TO 26 GHz (WORST-CASE CONFIGURATION, HORIZONTAL & VERTICAL)



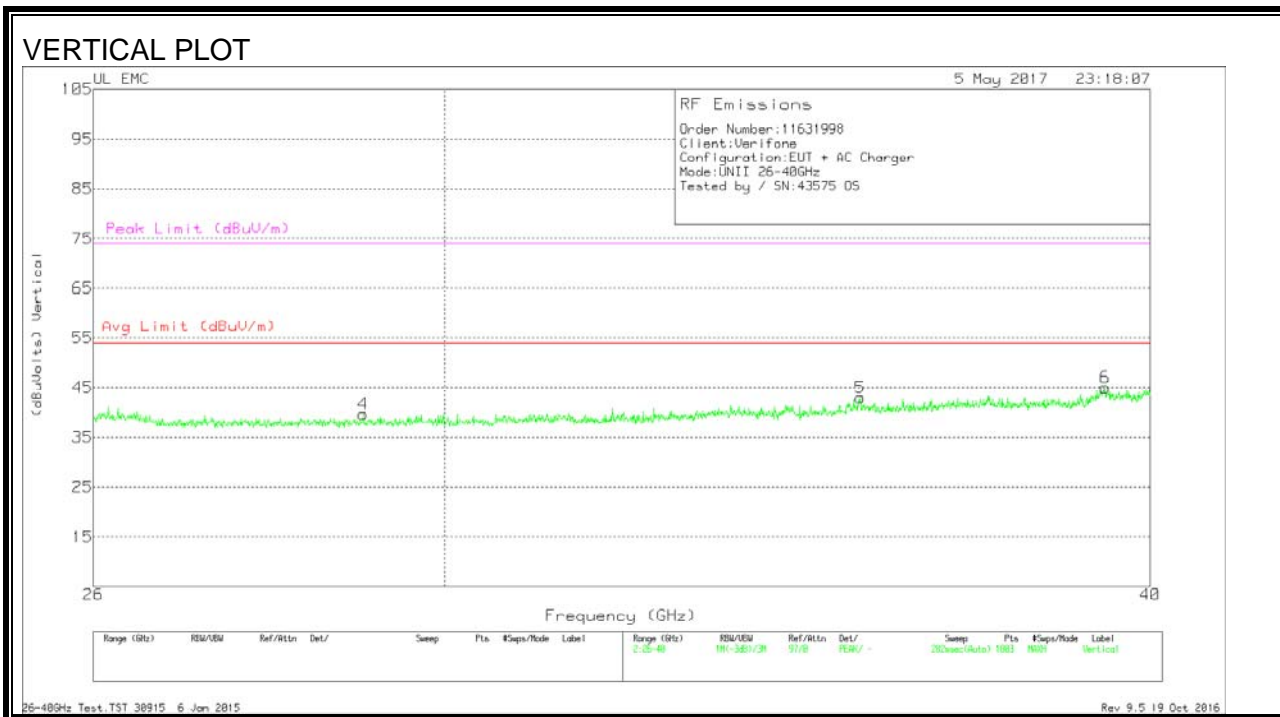
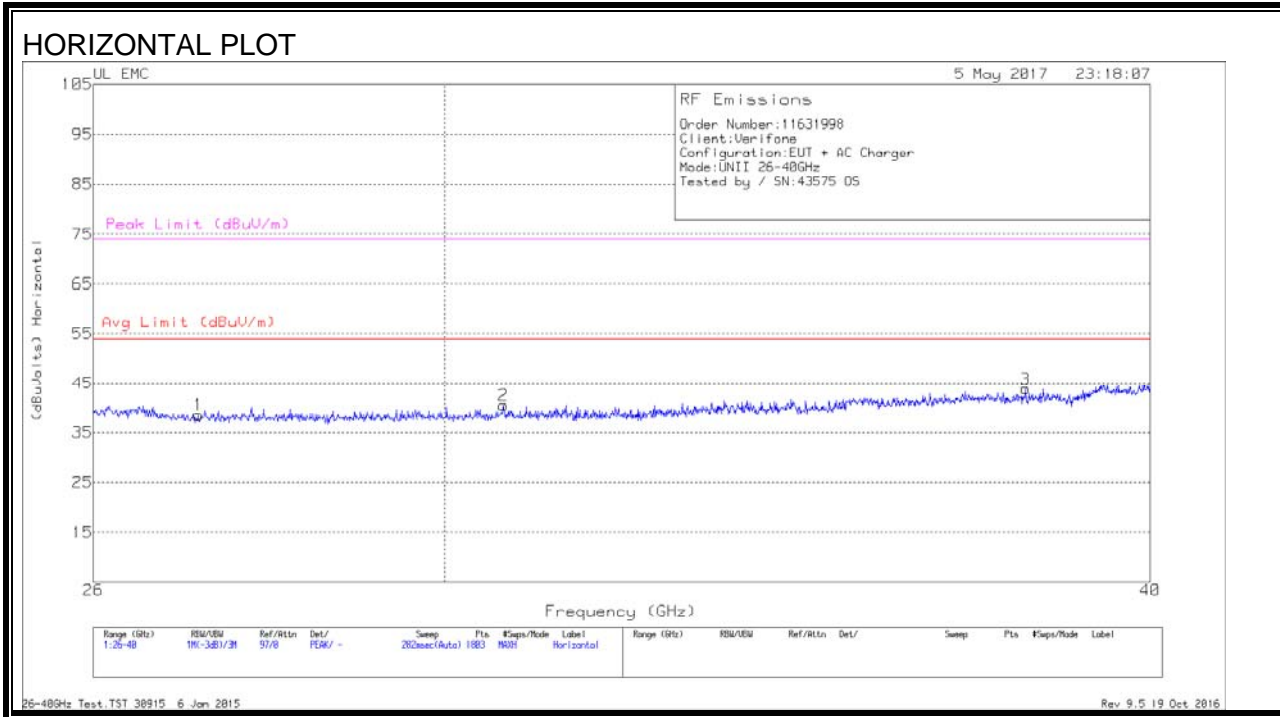
Trace Markers

Marker	Frequency (GHz)	Meter Reading (dBuV)	Det	AF T449 (dB/m)	Amp/Cbl (dB)	Dist Corr (dB)	Corrected Reading (dBuVolts)	Avg Limit (dBuV/m)	Margin (dB)	Peak Limit (dBuV/m)	PK Margin (dB)
1	18.913	41.07	Pk	32.5	-25.4	-9.5	38.67	54	-15.33	74	-35.33
2	22.236	41.37	Pk	33.5	-24.7	-9.5	40.67	54	-13.33	74	-33.33
3	24.015	43.8	Pk	34	-24.3	-9.5	44	54	-10	74	-30
4	20.371	41.03	Pk	32.9	-25.1	-9.5	39.33	54	-14.67	74	-34.67
5	23.182	42.2	Pk	33.5	-25.2	-9.5	41	54	-13	74	-33
6	25.114	44.03	Pk	34.3	-24.5	-9.5	44.33	54	-9.67	74	-29.67

Pk - Peak detector

9.5. WORST-CASE 26 to 40 GHz

SPURIOUS EMISSIONS 26 TO 40 GHz (WORST-CASE CONFIGURATION)



Trace Markers

Marker	Frequency (GHz)	Meter Reading (dBuV)	Det	T90 AF (dB/m)	Amp/Cbl (dB)	Dist Corr (dB)	Corrected Reading (dBuVolts)	Avg Limit (dBuV/m)	Margin (dB)	Peak Limit (dBuV/m)	PK Margin (dB)
1	27.134	43.7	Pk	35.5	-31.2	-9.5	38.5	54	-15.5	74	-35.5
2	30.731	47	Pk	36.1	-33.1	-9.5	40.5	54	-13.5	74	-33.5
3	38.019	49.93	Pk	37.3	-33.9	-9.5	43.83	54	-10.17	74	-30.17
4	29.022	45.77	Pk	35.9	-32.5	-9.5	39.67	54	-14.33	74	-34.33
5	35.541	48.3	Pk	37.8	-33.6	-9.5	43	54	-11	74	-31
6	39.27	48.4	Pk	38.5	-32.4	-9.5	45	54	-9	74	-29

Pk - Peak detector

10. AC POWER LINE CONDUCTED EMISSIONS

LIMITS

FCC §15.207 (a)
RSS-Gen 8.8

Frequency of Emission (MHz)	Conducted Limit (dB μ V)	
	Quasi-peak	Average
0.15-0.5	66 to 56 *	56 to 46 *
0.5-5	56	46
5-30	60	50

*Decreases with the logarithm of the frequency.

TEST PROCEDURE

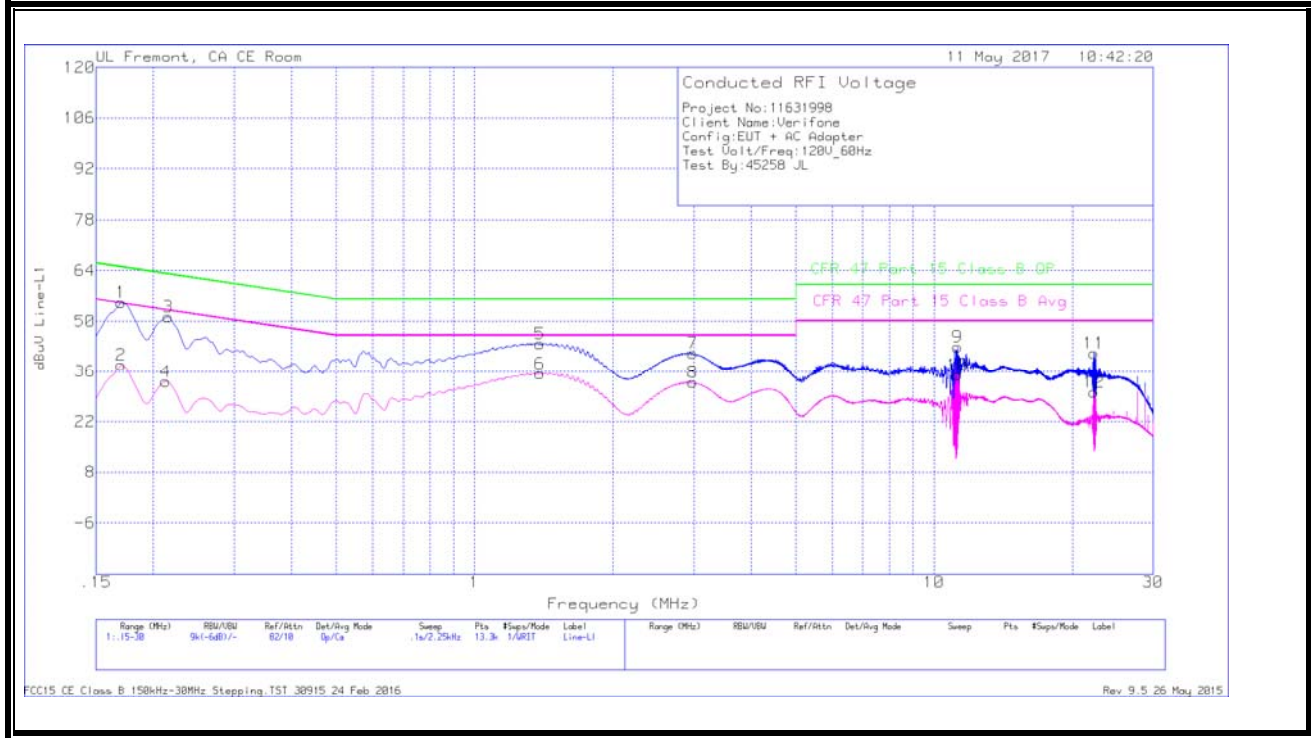
The EUT is placed on a non-conducting table 40 cm from the vertical ground plane and 80 cm above the horizontal ground plane. The EUT is configured in accordance with ANSI C63.10.

The receiver is set to a resolution bandwidth of 9 kHz. Peak detection is used unless otherwise noted as quasi-peak or average.

Line conducted data is recorded for both NEUTRAL and HOT lines.

RESULTS

LINE 1 RESULTS

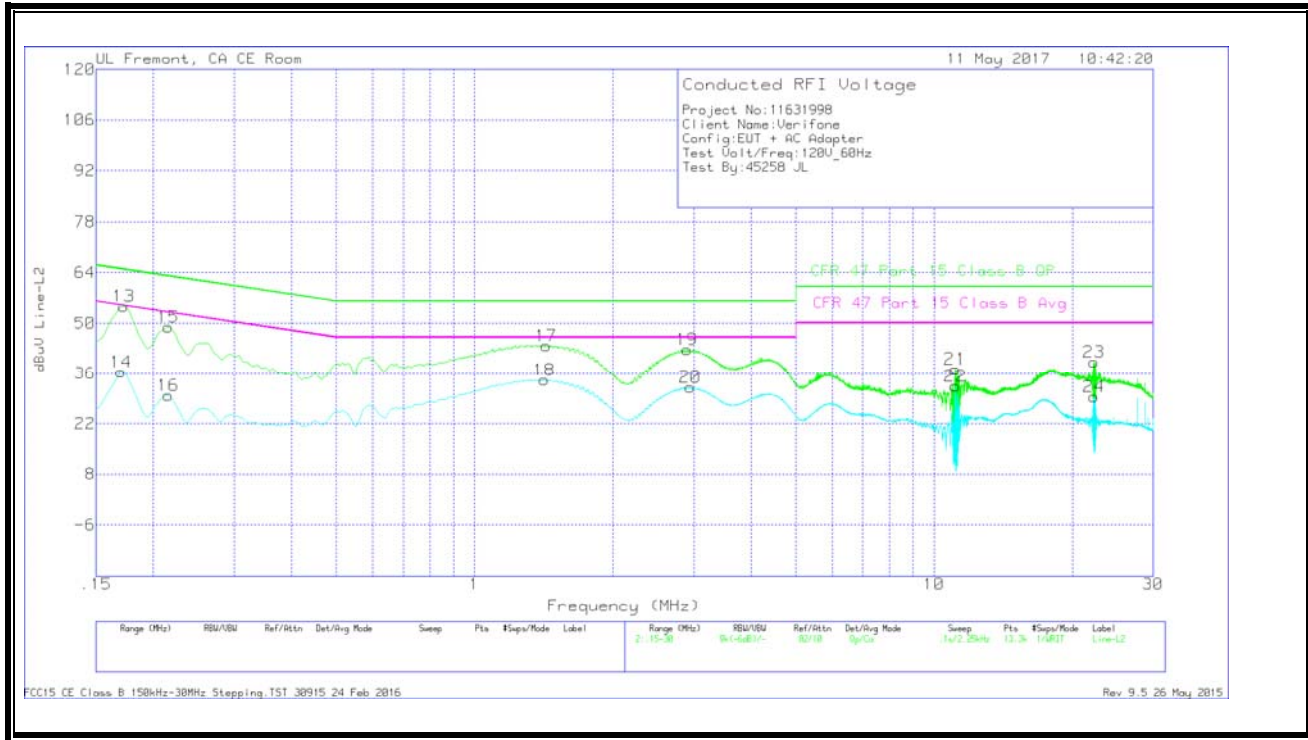


WORST EMISSIONS

Range 1: Line-L1 .15 - 30MHz											
Marker	Frequency (MHz)	Meter Reading (dBuV)	Det	LISN L1	LC Cables C1&C3	Limiter (dB)	Corrected Reading dBuV	CFR 47 Part 15 Class B QP	QP Margin (dB)	CFR 47 Part 15 Class B Avg	Av(CISPR) Margin (dB)
1	.17025	44.95	Qp	0	.1	10.1	55.15	64.95	-9.8	-	-
2	.17025	27.61	Ca	0	.1	10.1	37.81	-	-	54.95	-17.14
3	.21525	41.06	Qp	0	.1	10.1	51.26	63	-11.74	-	-
4	.213	23.07	Ca	0	0	10.1	33.17	-	-	53.09	-19.92
5	1.3875	33.53	Qp	0	.1	10.1	43.73	56	-12.27	-	-
6	1.3875	25.27	Ca	0	.1	10.1	35.47	-	-	46	-10.53
7	2.985	30.89	Qp	0	.1	10.1	41.09	56	-14.91	-	-
8	2.98388	22.81	Ca	0	.1	10.1	33.01	-	-	46	-12.99
9	11.2605	32.48	Qp	0	.2	10.2	42.88	60	-17.12	-	-
10	11.2605	24.68	Ca	0	.2	10.2	35.08	-	-	50	-14.92
11	22.30575	30.31	Qp	.1	.3	10.4	41.11	60	-18.89	-	-
12	22.30575	19.39	Ca	.1	.3	10.4	30.19	-	-	50	-19.81

Qp - Quasi-Peak detector
 Ca - CISPR average detection

LINE 2 RESULTS



WORST EMISSIONS

Range 2: Line-L2 .15 - 30MHz											
Marker	Frequency (MHz)	Meter Reading (dBuV)	Det	LISN L2	LC Cables C2&C3	Limiter (dB)	Corrected Reading dBuV	CFR 47 Part 15 Class B QP	QP Margin (dB)	CFR 47 Part 15 Class B Avg	Av(CISPR) Margin (dB)
13	.1725	44.55	Qp	0	.1	10.1	54.75	64.84	-10.09	-	-
14	.17025	26.23	Ca	0	.1	10.1	36.43	-	-	54.95	-18.52
15	.21525	38.73	Qp	0	.1	10.1	48.93	63	-14.07	-	-
16	.21525	19.69	Ca	0	.1	10.1	29.89	-	-	53	-23.11
17	1.43138	33.62	Qp	0	.1	10.1	43.82	56	-12.18	-	-
18	1.41675	23.95	Ca	0	.1	10.1	34.15	-	-	46	-11.85
19	2.90175	32.51	Qp	0	.1	10.1	42.71	56	-13.29	-	-
20	2.9445	21.98	Ca	0	.1	10.1	32.18	-	-	46	-13.82
21	11.12775	26.82	Qp	0	.2	10.2	37.22	60	-22.78	-	-
22	11.12775	22.03	Ca	0	.2	10.2	32.43	-	-	50	-17.57
23	22.29675	28.6	Qp	0	.3	10.4	39.3	60	-20.7	-	-
24	22.299	18.78	Ca	0	.3	10.4	29.48	-	-	50	-20.52

Qp - Quasi-Peak detector
 Ca - CISPR average detection