



PHOTOGRAPHS OF THE TEST CONFIGURATION

Conducted Emission Test

Test Mode A




Conducted Emission Test
Test Mode B



WLAN, BT LE, BT EDR and UWB


Radiated Emission Test (Above 1GHz)

Y-Plane



Radiated Emission Test (Above 1GHz)


Z-Plane



Radiated Emission Test (Below 1GHz)
Test Mode A - Y-Plane



Radiated Emission Test (Below 1GHz)
Test Mode B - Y-Plane



Radiated Emission Test (Below 1GHz)
Test Mode A - Z-Plane



Radiated Emission Test (Below 1GHz)
Test Mode B - Z-Plane



NFC

Radiated Emission Test (9kHz ~ 30MHz)



Radiated Emission Test (30MHz ~ 1GHz)

Test Mode A



Radiated Emission Test (30MHz ~ 1GHz)

Test Mode B

