11N40SISO_2422_30~1000

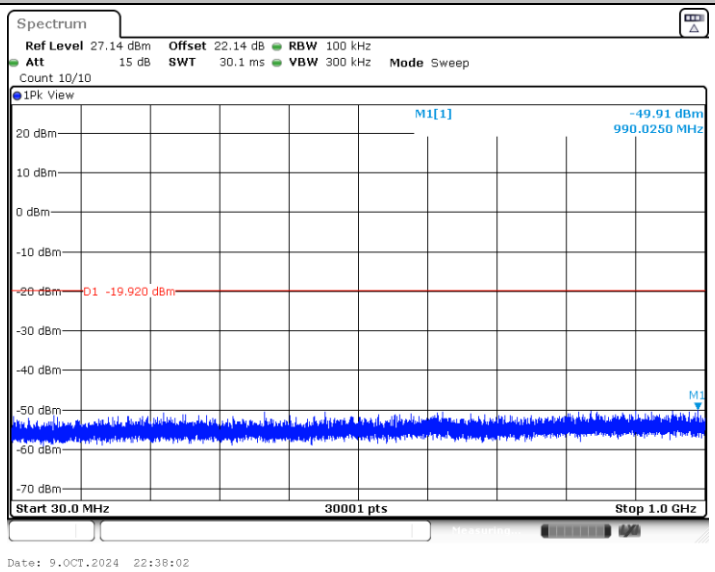

11N40SISO_2422_1000~26500

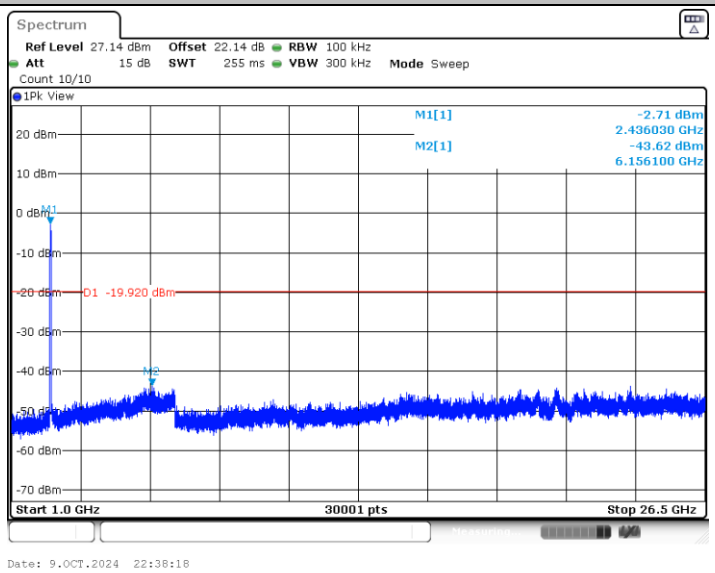

11N40SISO_2437_30~1000

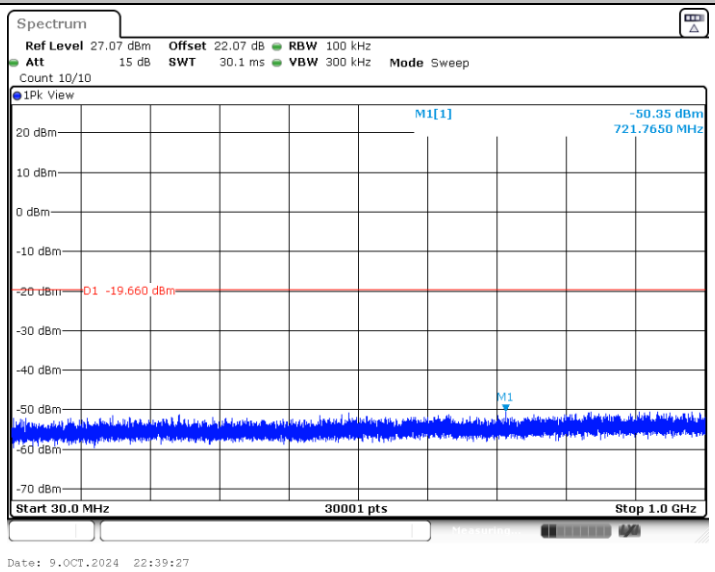

11N40SISO_2437_1000~26500

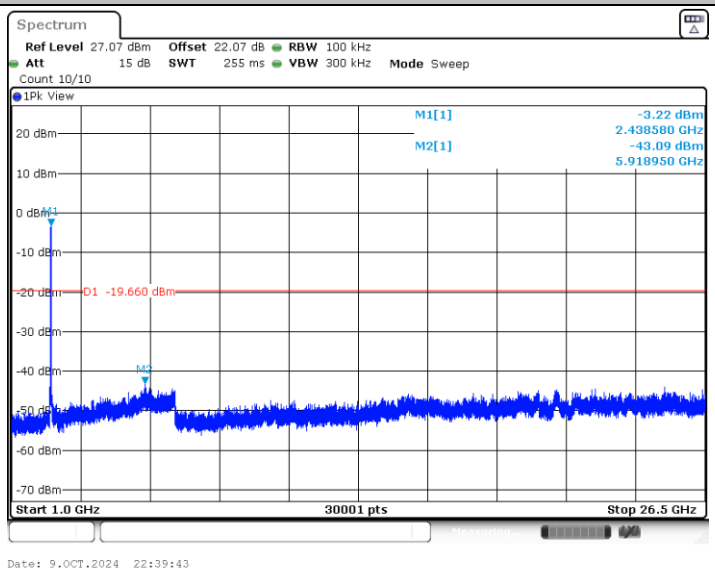

11N40SISO_2452_30~1000

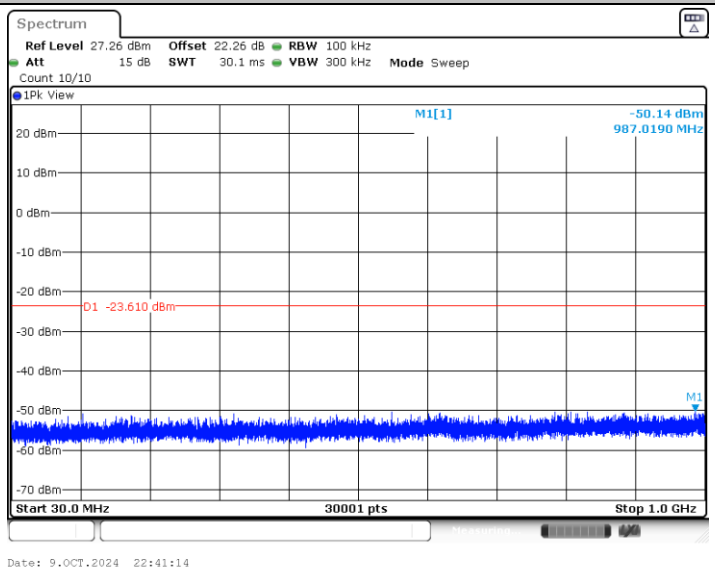

11N40SISO_2452_1000~26500

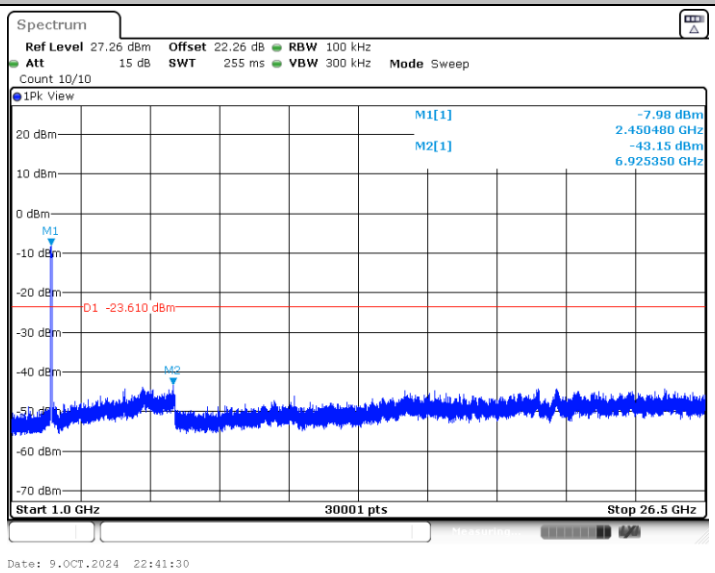

Appendix B. AC Conducted Emission Test Results

Test Engineer :	Amos Zhang	**Temperature :**	24.2~25.6℃
		Relative Humidity :	37~39%
Test Voltage :	120Vac / 60Hz	**Phase :**	Line
Remark :	All emissions not reported here are more than 10 dB below the prescribed limit.		

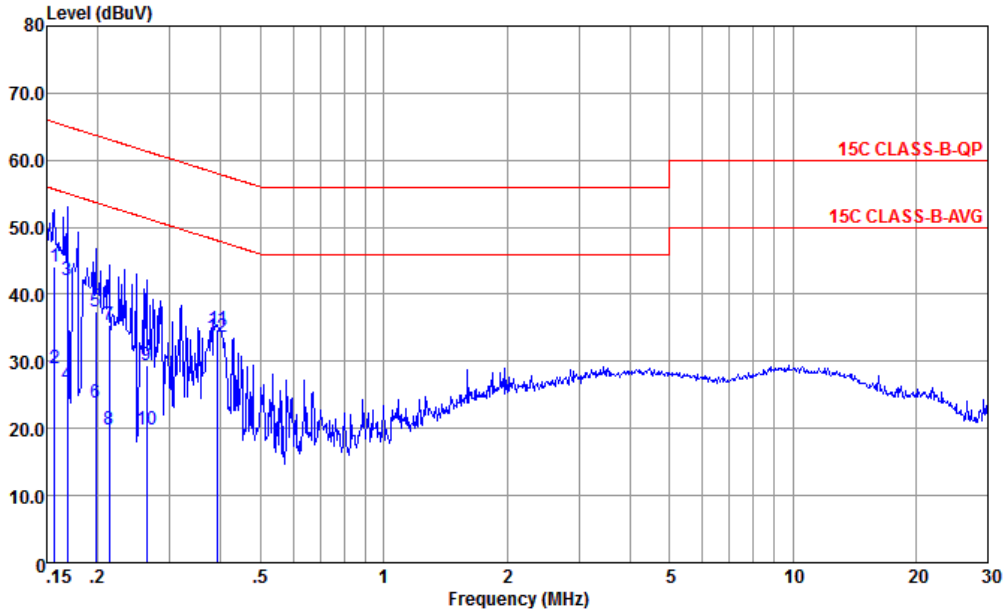

Site : CO01-KS
Condition : 15C CLASS-B-QP LISN-060105-L 2024 LINE

	Freq	Level	Over Limit	Limit Line	Read Level	LISN Factor	Cable Loss	Remark
	MHz	dBuV	dB	dBuV	dBuV	dB	dB	
1	0.156	44.17	-21.48	65.65	33.61	0.11	10.45	QP
2	0.156	29.07	-26.58	55.65	18.51	0.11	10.45	Average
3	0.169	42.06	-22.97	65.03	31.51	0.10	10.45	QP
4	0.169	26.46	-28.57	55.03	15.91	0.10	10.45	Average
5	0.198	37.44	-26.27	63.71	26.90	0.08	10.46	QP
6	0.198	23.84	-29.87	53.71	13.30	0.08	10.46	Average
7	0.213	35.34	-27.76	63.10	24.80	0.08	10.46	QP
8	0.213	19.84	-33.26	53.10	9.30	0.08	10.46	Average
9	0.263	29.36	-31.98	61.34	18.80	0.09	10.47	QP
10	0.263	19.86	-31.48	51.34	9.30	0.09	10.47	Average
11	0.393	34.67	-23.32	57.99	24.20	-0.02	10.49	QP
12 *	0.393	33.57	-14.42	47.99	23.10	-0.02	10.49	Average

Test Engineer :	Amos Zhang	**Temperature :**	24.2~25.6℃
		Relative Humidity :	37~39%
Test Voltage :	120Vac / 60Hz	**Phase :**	Neutral
Remark :	All emissions not reported here are more than 10 dB below the prescribed limit.		

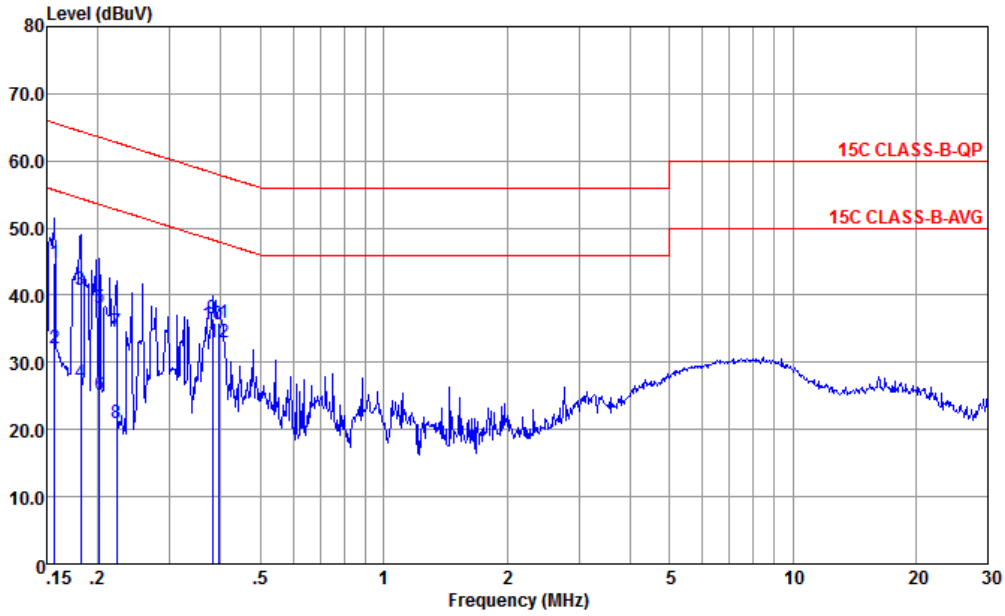

Site : CO01-KS
Condition : 15C CLASS-B-QP LISN-060105-N 2024 NEUTRAL

	Freq	Level	Over Limit	Limit Line	Read Level	LISN Factor	Cable Loss	Remark
	MHz	dBuV	dB	dBuV	dBuV	dB	dB	
1	0.156	44.77	-20.88	65.65	34.20	0.12	10.45	QP
2	0.156	32.07	-23.58	55.65	21.50	0.12	10.45	Average
3	0.182	40.78	-23.64	64.42	30.19	0.13	10.46	QP
4	0.182	26.88	-27.54	54.42	16.29	0.13	10.46	Average
5	0.202	38.09	-25.45	63.54	27.51	0.12	10.46	QP
6	0.202	25.19	-28.35	53.54	14.61	0.12	10.46	Average
7	0.222	34.43	-28.31	62.74	23.91	0.06	10.46	QP
8	0.222	21.03	-31.71	52.74	10.51	0.06	10.46	Average
9	0.381	36.55	-21.70	58.25	26.19	-0.13	10.49	QP
10 *	0.381	35.65	-12.60	48.25	25.29	-0.13	10.49	Average
11	0.396	35.85	-22.10	57.95	25.50	-0.14	10.49	QP
12	0.396	32.95	-15.00	47.95	22.60	-0.14	10.49	Average

Note:

1. Level(dBμV) = Read Level(dBμV) + LISN Factor(dB) + Cable Loss(dB)
2. Over Limit(dB) = Level(dBμV) – Limit Line(dBμV)

Appendix C. Radiated Spurious Emission Test Data

Test Engineer :	Jerry Xu	**Relative Humidity :**	41~42％
		Temperature :	22~23℃

Radiated Spurious Emission Test Modes

Mode	Band (MHz)	Modulation	Channel	Frequency	Data Rate	RU	Remark
Mode 10	2400-2483.5	802.11b	01	2412	1Mbps	-	-
Mode 11	2400-2483.5	802.11b	06	2437	1Mbps	-	-
Mode 12	2400-2483.5	802.11b	11	2462	1Mbps	-	-
Mode 13	2400-2483.5	802.11g	01	2412	6Mbps	-	-
Mode 14	2400-2483.5	802.11g	06	2437	6Mbps	-	-
Mode 15	2400-2483.5	802.11g	11	2462	6Mbps	-	-
Mode 16	2400-2483.5	802.11n HT20	01	2412	MCS0	-	-
Mode 17	2400-2483.5	802.11n HT20	06	2437	MCS0	-	-
Mode 18	2400-2483.5	802.11n HT20	11	2462	MCS0	-	-
Mode 19	2400-2483.5	802.11n HT40	3	2422	MCS0	-	-
Mode 20	2400-2483.5	802.11n HT40	6	2437	MCS0	-	-
Mode 21	2400-2483.5	802.11n HT40	9	2452	MCS0	-	-
Mode 22	2400-2483.5	802.11n HT20	2	2417	MCS0	-	-

Summary of each worse mode

Mode	Modulation	Ch.	Freq. (MHz)	Level (dBuV/m)	Limit (dBuV/m)	Margin (dB)	Pol.	Peak Avg.	Result	Remark
10	802.11b	01	2386.70	44.29	54.00	-9.71	V	AVERAGE	Pass	Band Edge
10	802.11b	01	4824.00	42.57	74.00	-31.43	V	PEAK	Pass	Harmonic
11	802.11b	06	-	-	-	-	-	-	-	Band Edge
11	802.11b	06	7311.00	44.01	74.00	-29.99	H	PEAK	Pass	Harmonic
12	802.11b	11	2488.66	47.57	54.00	-6.43	V	AVERAGE	Pass	Band Edge
12	802.11b	11	7386.00	44.30	74.00	-29.70	H	PEAK	Pass	Harmonic
13	802.11g	01	2389.95	50.87	54.00	-3.13	V	AVERAGE	Pass	Band Edge
13	802.11g	01	4824.00	41.99	74.00	-32.01	V	PEAK	Pass	Harmonic
14	802.11g	06	-	-	-	-	-	-	-	Band Edge
14	802.11g	06	7311.00	45.45	74.00	-28.55	H	PEAK	Pass	Harmonic
15	802.11g	11	2483.50	50.01	54.00	-3.99	V	AVERAGE	Pass	Band Edge
15	802.11g	11	7386.00	43.34	74.00	-30.66	H	PEAK	Pass	Harmonic
16	802.11n HT20	01	2389.95	50.23	54.00	-3.77	V	AVERAGE	Pass	Band Edge
16	802.11n HT20	01	4824.00	42.12	74.00	-31.88	H	PEAK	Pass	Harmonic
17	802.11n HT20	06	-	-	-	-	-	-	-	Band Edge
17	802.11n HT20	06	7311.00	44.71	74.00	-29.29	V	PEAK	Pass	Harmonic
18	802.11n HT20	11	2483.86	50.34	54.00	-3.66	V	AVERAGE	Pass	Band Edge
18	802.11n HT20	11	7386.00	43.07	74.00	-30.93	H	PEAK	Pass	Harmonic
19	802.11n HT40	3	2389.82	50.78	54.00	-3.22	V	AVERAGE	Pass	Band Edge
19	802.11n HT40	3	7266.00	43.95	74.00	-30.05	V	PEAK	Pass	Harmonic
20	802.11n HT40	6	2483.68	49.92	54.00	-4.08	V	AVERAGE	Pass	Band Edge
20	802.11n HT40	6	7311.00	43.65	74.00	-30.35	H	PEAK	Pass	Harmonic
21	802.11n HT40	9	2484.52	50.04	54.00	-3.96	V	AVERAGE	Pass	Band Edge
21	802.11n HT40	9	7356.00	43.49	74.00	-30.51	V	PEAK	Pass	Harmonic
22	802.11n HT20	2	2389.69	48.19	54.00	-5.81	V	AVERAGE	Pass	Band Edge
22	802.11n HT20	2	7251.00	43.62	74.00	-30.38	V	PEAK	Pass	Harmonic

Mode	10	
	Band Edge	
	2400-2483.5_802.11b_CH01_2412MHz	
Pol.	Horizontal	Fundamental
Peak	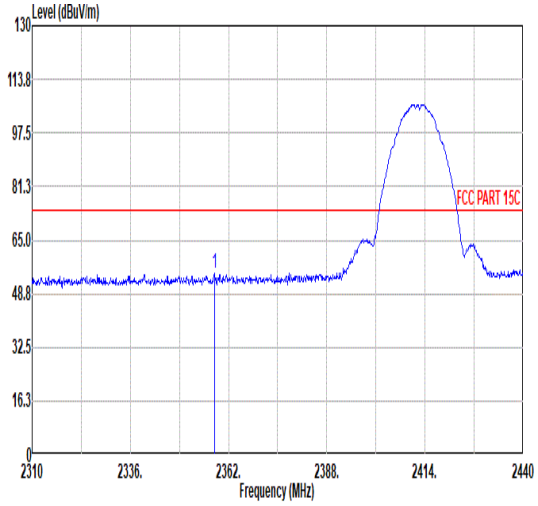 Freq Level Limit Line Over Limit Read Level Ant Factor Cable Loss Preamp Factor Aux Factor APos TPos Remark MHz dBuV/m dBuV/m dB dBuV dB/m dB dB dB cm deg 1 2358.23 54.81 74.00 -19.19 42.35 32.10 6.55 32.19 6.00 300 80 PEAK	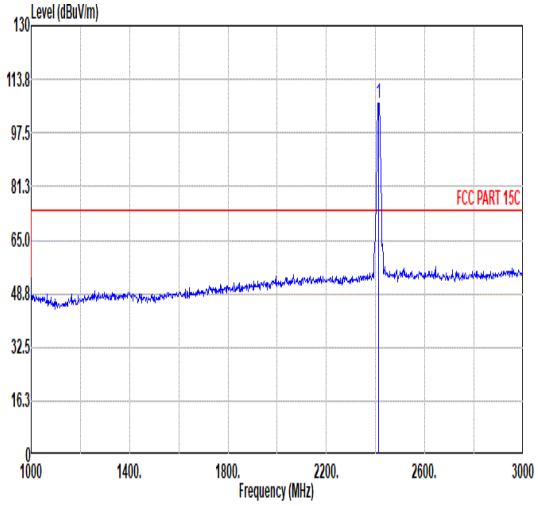 Freq Level Limit Line Over Limit Read Level Ant Factor Cable Loss Preamp Factor Aux Factor APos TPos Remark MHz dBuV/m dBuV/m dB dBuV dB/m dB dB dB cm deg 1 2412.00 106.66 ------ ------ 93.67 32.55 6.63 32.19 6.00 300 80 PEAK
Avg	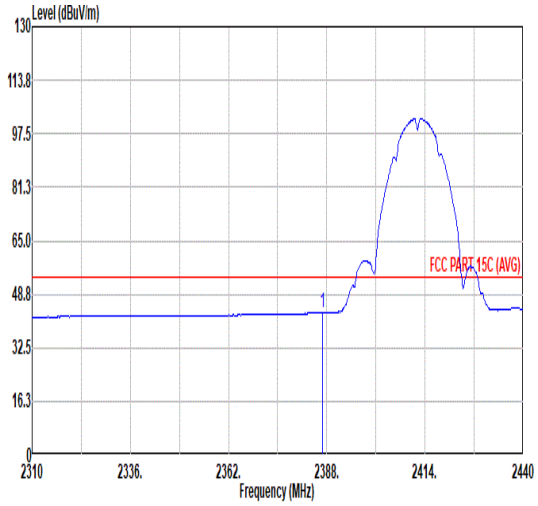 Freq Level Limit Line Over Limit Read Level Ant Factor Cable Loss Preamp Factor Aux Factor APos TPos Remark MHz dBuV/m dBuV/m dB dBuV dB/m dB dB dB cm deg 1 2386.83 43.37 54.00 -10.63 30.51 32.44 6.60 32.18 6.00 300 80 AVERAGE	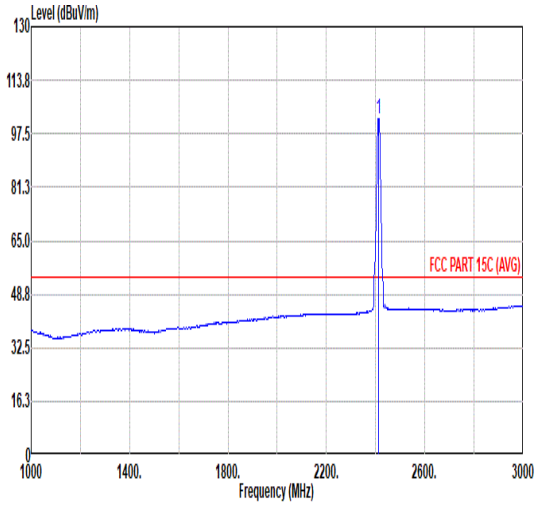 Freq Level Limit Line Over Limit Read Level Ant Factor Cable Loss Preamp Factor Aux Factor APos TPos Remark MHz dBuV/m dBuV/m dB dBuV dB/m dB dB dB cm deg 1 2412.00 102.23 ------ ------ 89.24 32.55 6.63 32.19 6.00 300 80 AVERAGE

Mode	10	
	Band Edge	
	2400-2483.5_802.11b_CH01_2412MHz	
Pol.	Vertical	Fundamental
Peak	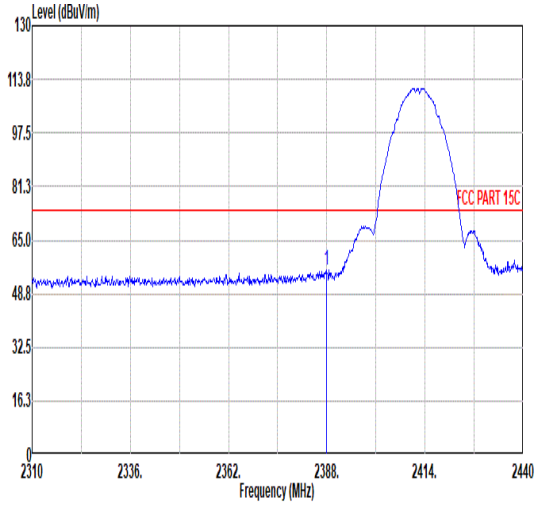 Freq Level Limit Line Over Limit Read Level Ant Factor Cable Loss Preamp Factor Aux Factor APos TPos Remark MHz dBuV/m dBuV/m dB dBuV dB/m dB dB dB cm deg 1 2387.87 55.99 74.00 -18.01 43.12 32.45 6.60 32.18 6.00 325 308 PEAK	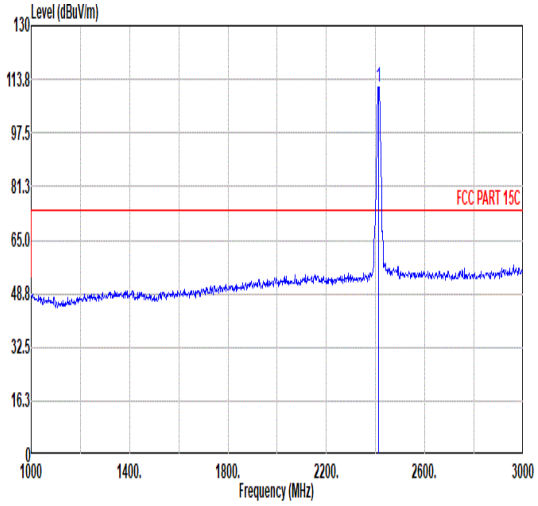 Freq Level Limit Line Over Limit Read Level Ant Factor Cable Loss Preamp Factor Aux Factor APos TPos Remark MHz dBuV/m dBuV/m dB dBuV dB/m dB dB dB cm deg 1 2412.00 111.51 ------ ------ 98.52 32.55 6.63 32.19 6.00 325 308 PEAK
Avg	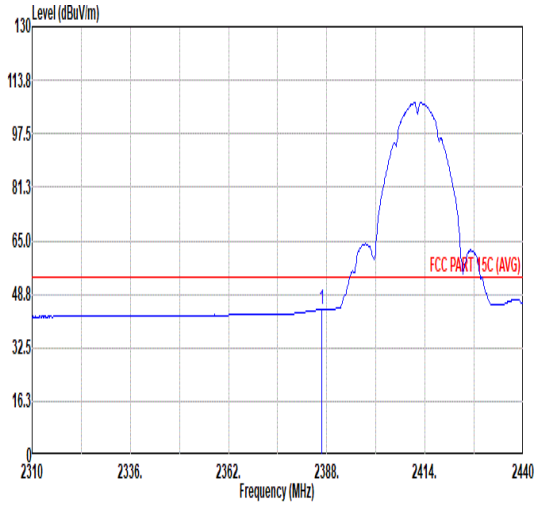 Freq Level Limit Line Over Limit Read Level Ant Factor Cable Loss Preamp Factor Aux Factor APos TPos Remark MHz dBuV/m dBuV/m dB dBuV dB/m dB dB dB cm deg 1 2386.70 44.29 54.00 -9.71 31.43 32.44 6.60 32.18 6.00 325 308 AVERAGE	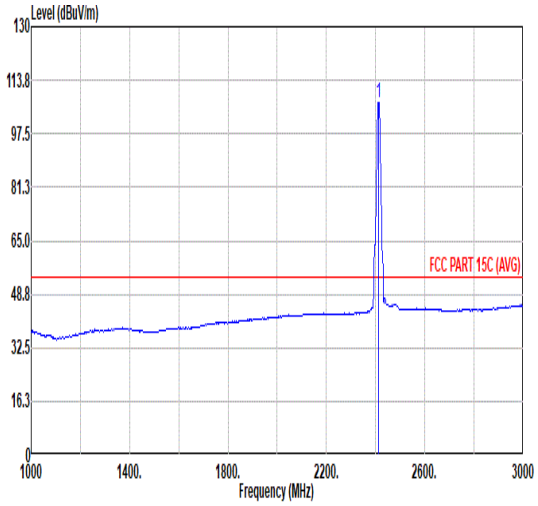 Freq Level Limit Line Over Limit Read Level Ant Factor Cable Loss Preamp Factor Aux Factor APos TPos Remark MHz dBuV/m dBuV/m dB dBuV dB/m dB dB dB cm deg 1 2412.00 107.02 ------ ------ 94.03 32.55 6.63 32.19 6.00 325 308 AVERAGE

Mode	10	
	Harmonic	
	2400-2483.5_802.11b_CH01_2412MHz	
Pol.	Horizontal	Vertical
Peak Avg	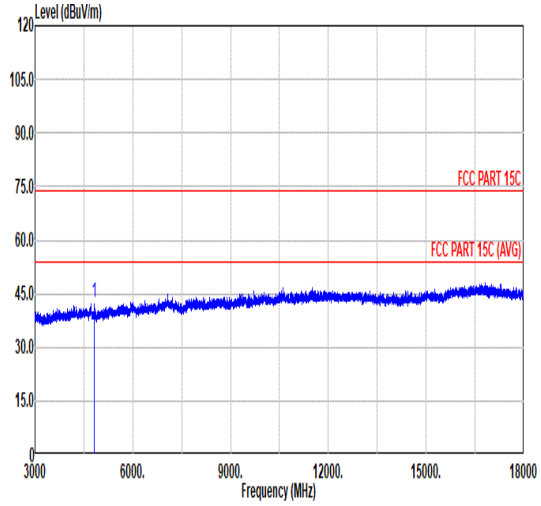 Freq Level Limit Line Over Limit Read Level Ant Factor Cable Loss Preamp Factor Aux Factor APos TPos Remark MHz dBuV/m dBuV/m dB dBuV dB/m dB dB dB cm deg 1 4824.00 42.38 74.00 -31.62 59.98 34.20 9.47 61.27 0.00 --- --- PEAK	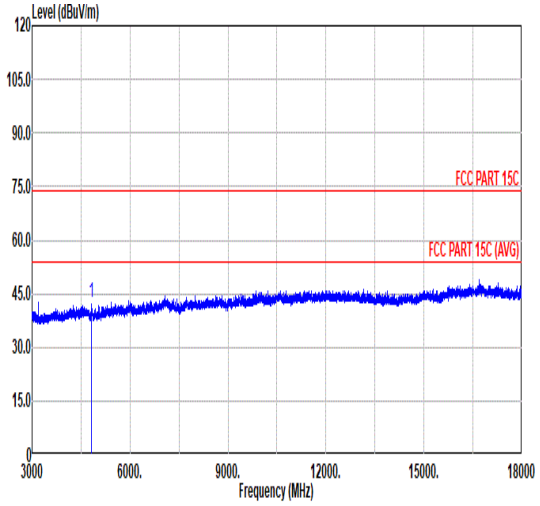 Freq Level Limit Line Over Limit Read Level Ant Factor Cable Loss Preamp Factor Aux Factor APos TPos Remark MHz dBuV/m dBuV/m dB dBuV dB/m dB dB dB cm deg 1 4824.00 42.57 74.00 -31.43 60.17 34.20 9.47 61.27 0.00 --- --- PEAK

Mode	11	
	Harmonic	
	2400-2483.5_802.11b_CH06_2437MHz	
Pol.	Horizontal	Vertical
Peak Avg	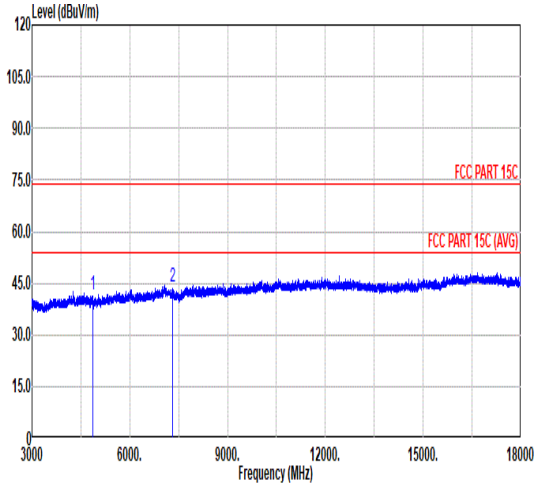 Freq Level Limit Line Over Limit Read Level Ant Factor Cable Loss Preamp Factor Aux Factor APos TPos Remark MHz dBuV/m dBuV/m dB dBuV dB/m dB dB dB cm deg 1 4874.00 41.51 74.00 -32.49 59.07 34.15 9.52 61.23 0.00 --- --- PEAK 2 7311.00 44.01 74.00 -29.99 57.35 35.70 11.69 60.73 0.00 --- --- PEAK	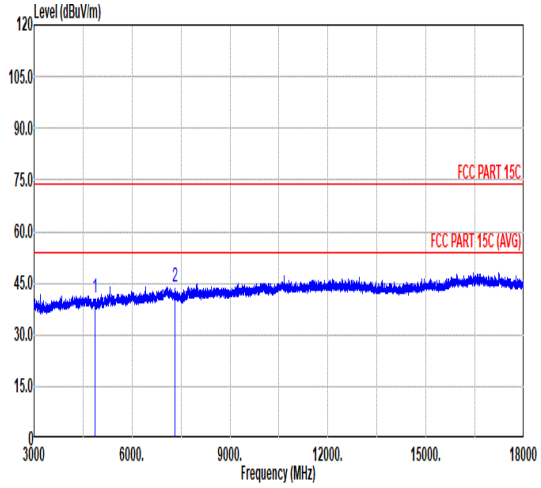 Freq Level Limit Line Over Limit Read Level Ant Factor Cable Loss Preamp Factor Aux Factor APos TPos Remark MHz dBuV/m dBuV/m dB dBuV dB/m dB dB dB cm deg 1 4874.00 40.58 74.00 -33.42 58.14 34.15 9.52 61.23 0.00 --- --- PEAK 2 7311.00 43.83 74.00 -30.17 57.17 35.70 11.69 60.73 0.00 --- --- PEAK

Mode	12	
	Band Edge	
	2400-2483.5_802.11b_CH11_2462MHz	
Pol.	Horizontal	Fundamental
Peak	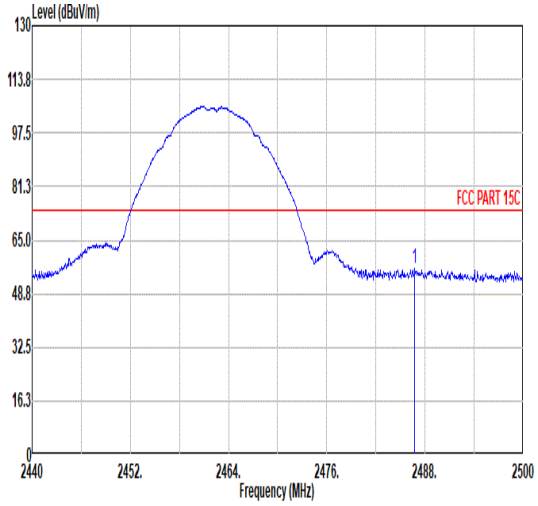 Freq Level Limit Line Over Limit Read Level Ant Factor Cable Loss Preamp Factor Aux Factor APos TPos Remark MHz dBuV/m dBuV/m dB dBuV dB/m dB dB dB cm deg 1 2486.74 56.21 74.00 -17.79 43.09 32.62 6.74 32.24 6.00 300 347 PEAK	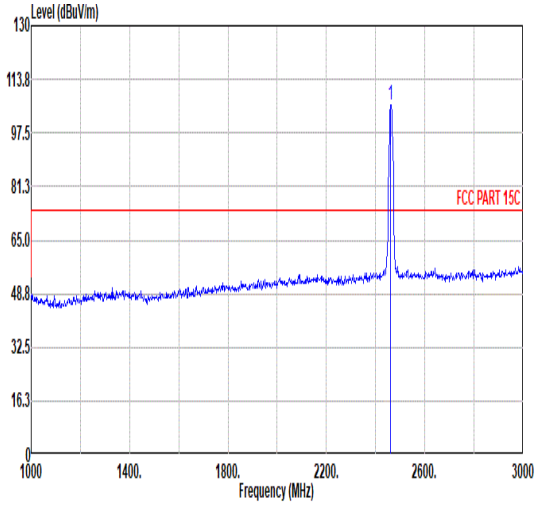 Freq Level Limit Line Over Limit Read Level Ant Factor Cable Loss Preamp Factor Aux Factor APos TPos Remark MHz dBuV/m dBuV/m dB dBuV dB/m dB dB dB cm deg 1 2462.00 106.02 ------ ------ 93.07 32.47 6.70 32.22 6.00 300 347 PEAK
Avg	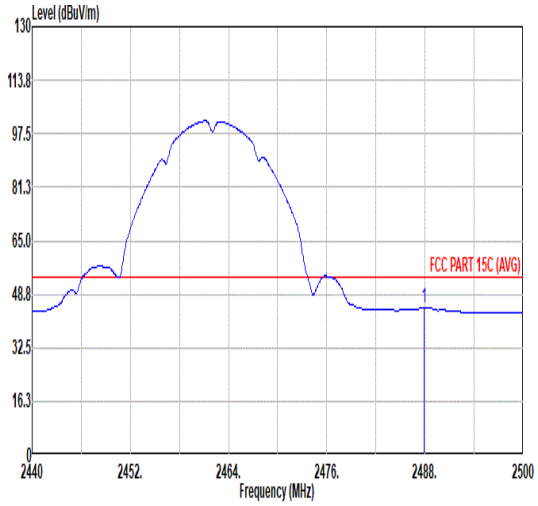 Freq Level Limit Line Over Limit Read Level Ant Factor Cable Loss Preamp Factor Aux Factor APos TPos Remark MHz dBuV/m dBuV/m dB dBuV dB/m dB dB dB cm deg 1 2487.88 44.56 54.00 -9.44 31.43 32.63 6.74 32.24 6.00 300 347 AVERAGE	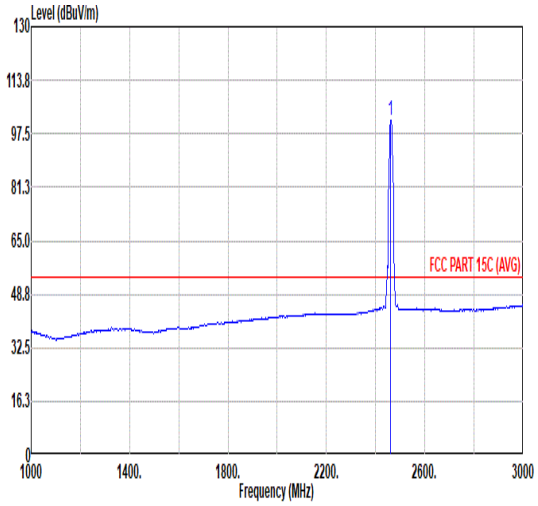 Freq Level Limit Line Over Limit Read Level Ant Factor Cable Loss Preamp Factor Aux Factor APos TPos Remark MHz dBuV/m dBuV/m dB dBuV dB/m dB dB dB cm deg 1 2462.00 101.50 ------ ------ 88.55 32.47 6.70 32.22 6.00 300 347 AVERAGE

Mode	12	
	Band Edge	
	2400-2483.5_802.11b_CH11_2462MHz	
Pol.	Vertical	Fundamental
Peak	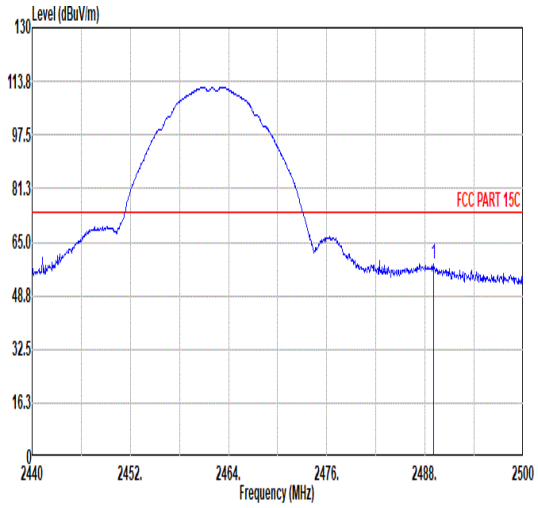 Freq Level Limit Line Over Limit Read Level Ant Factor Cable Loss Preamp Factor Aux Factor APos TPos Remark MHz dBuV/m dBuV/m dB dBuV dB/m dB dB dB cm deg 1 2489.02 58.49 74.00 -15.51 45.36 32.63 6.74 32.24 6.00 307 333 PEAK	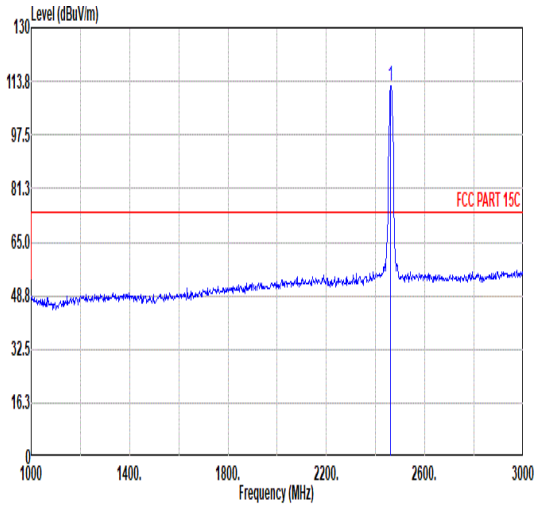 Freq Level Limit Line Over Limit Read Level Ant Factor Cable Loss Preamp Factor Aux Factor APos TPos Remark MHz dBuV/m dBuV/m dB dBuV dB/m dB dB dB cm deg 1 2462.00 112.58 ------ ------ 99.63 32.47 6.70 32.22 6.00 307 333 PEAK
Avg	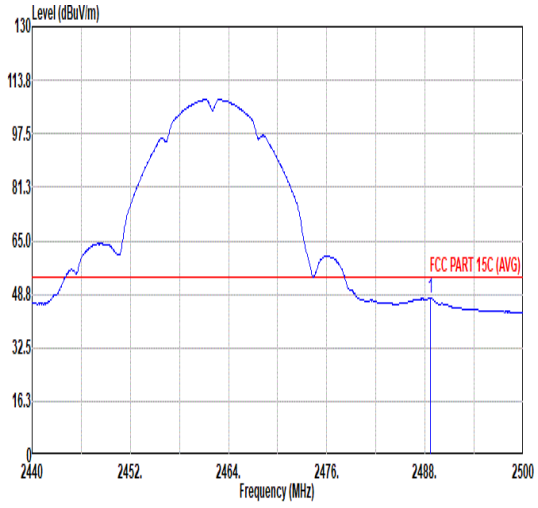 Freq Level Limit Line Over Limit Read Level Ant Factor Cable Loss Preamp Factor Aux Factor APos TPos Remark MHz dBuV/m dBuV/m dB dBuV dB/m dB dB dB cm deg 1 2488.66 47.57 54.00 -6.43 34.44 32.63 6.74 32.24 6.00 307 333 AVERAGE	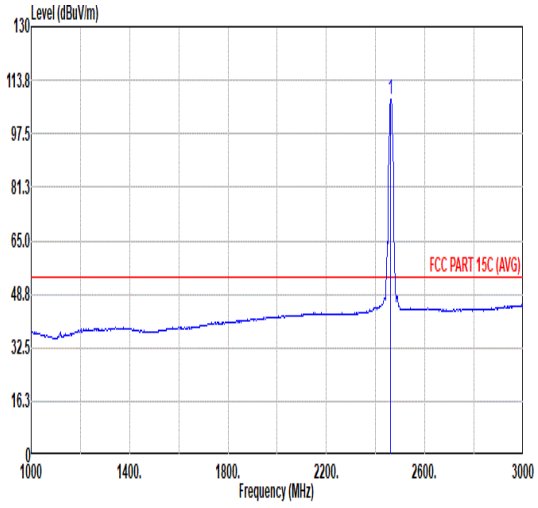 Freq Level Limit Line Over Limit Read Level Ant Factor Cable Loss Preamp Factor Aux Factor APos TPos Remark MHz dBuV/m dBuV/m dB dBuV dB/m dB dB dB cm deg 1 2462.00 108.03 ------ ------ 95.08 32.47 6.70 32.22 6.00 307 333 AVERAGE

Mode	12	
	Harmonic	
	2400-2483.5_802.11b_CH11_2462MHz	
Pol.	Horizontal	Vertical
Peak Avg	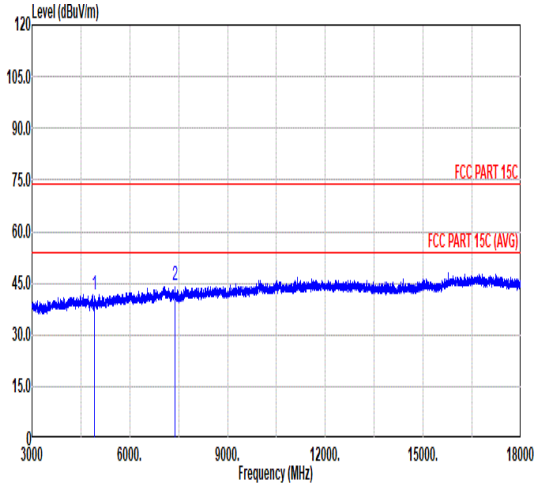 Freq Level Limit Line Over Limit Read Level Ant Factor Cable Loss Preamp Factor Aux Factor APos TPos Remark MHz dBuV/m dBuV/m dB dBuV dB/m dB dB dB cm deg 1 4924.00 41.63 74.00 -32.37 59.20 34.05 9.57 61.19 0.00 --- --- PEAK 2 7386.00 44.30 74.00 -29.70 57.77 35.70 11.72 60.89 0.00 --- --- PEAK	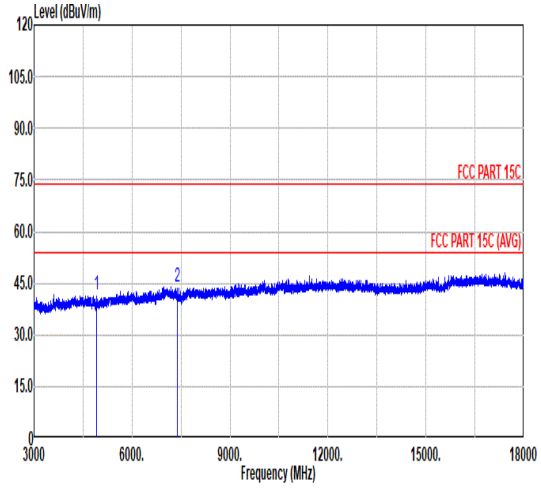 Freq Level Limit Line Over Limit Read Level Ant Factor Cable Loss Preamp Factor Aux Factor APos TPos Remark MHz dBuV/m dBuV/m dB dBuV dB/m dB dB dB cm deg 1 4924.00 41.58 74.00 -32.42 59.15 34.05 9.57 61.19 0.00 --- --- PEAK 2 7386.00 44.07 74.00 -29.93 57.54 35.70 11.72 60.89 0.00 --- --- PEAK

Mode	13	
	Band Edge	
	2400-2483.5_802.11g_CH01_2412MHz	
Pol.	Horizontal	Fundamental
Peak	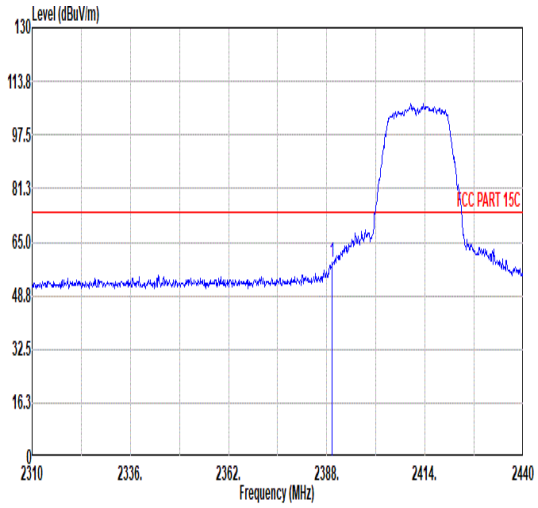 Freq Level Limit Line Over Limit Read Level Ant Factor Cable Loss Preamp Factor Aux Factor APos TPos Remark MHz dBuV/m dBuV/m dB dBuV dB/m dB dB dB cm deg 1 2389.43 58.94 74.00 -15.06 46.05 32.47 6.60 32.18 6.00 300 75 PEAK	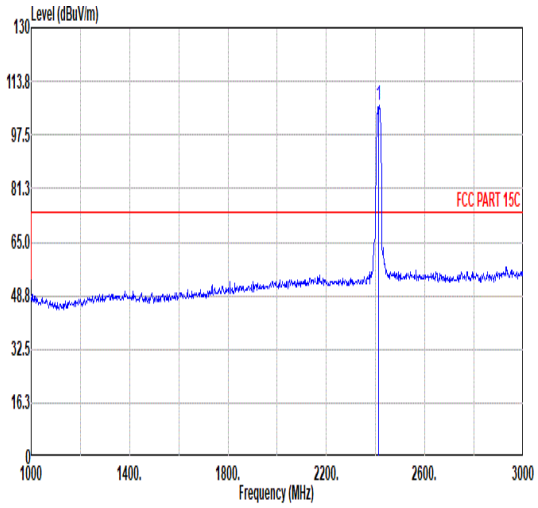 Freq Level Limit Line Over Limit Read Level Ant Factor Cable Loss Preamp Factor Aux Factor APos TPos Remark MHz dBuV/m dBuV/m dB dBuV dB/m dB dB dB cm deg 1 2412.00 106.25 ------ ------ 93.26 32.54 6.64 32.19 6.00 300 75 PEAK
Avg	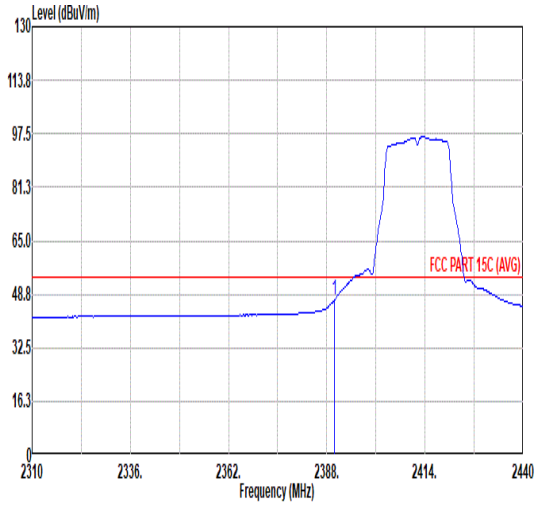 Freq Level Limit Line Over Limit Read Level Ant Factor Cable Loss Preamp Factor Aux Factor APos TPos Remark MHz dBuV/m dBuV/m dB dBuV dB/m dB dB dB cm deg 1 2389.95 46.91 54.00 -7.09 34.01 32.48 6.60 32.18 6.00 300 75 AVERAGE	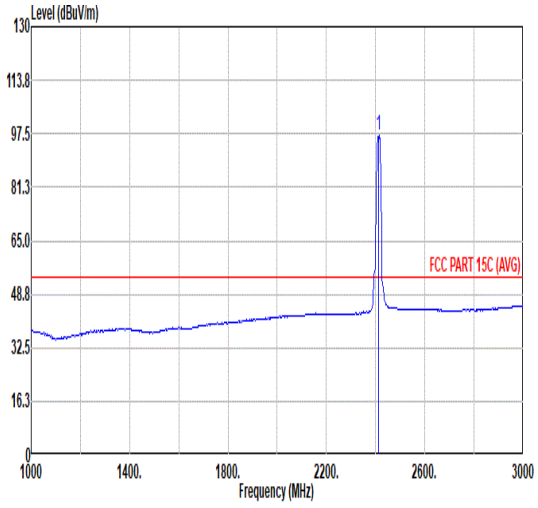 Freq Level Limit Line Over Limit Read Level Ant Factor Cable Loss Preamp Factor Aux Factor APos TPos Remark MHz dBuV/m dBuV/m dB dBuV dB/m dB dB dB cm deg 1 2412.00 96.91 ------ ------ 83.92 32.54 6.64 32.19 6.00 300 75 AVERAGE

Mode	13	
	Band Edge	
	2400-2483.5_802.11g_CH01_2412MHz	
Pol.	Vertical	Fundamental
Peak	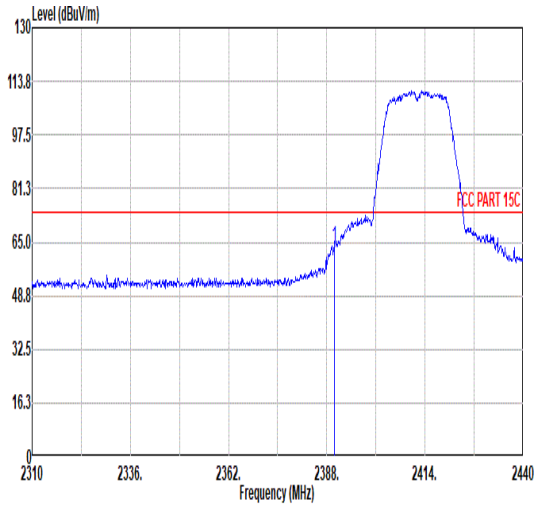 Freq Level Limit Line Over Limit Read Level Ant Factor Cable Loss Preamp Factor Aux Factor APos TPos Remark MHz dBuV/m dBuV/m dB dBuV dB/m dB dB dB cm deg 1 2389.95 63.69 74.00 -10.31 50.79 32.48 6.60 32.18 6.00 355 306 PEAK	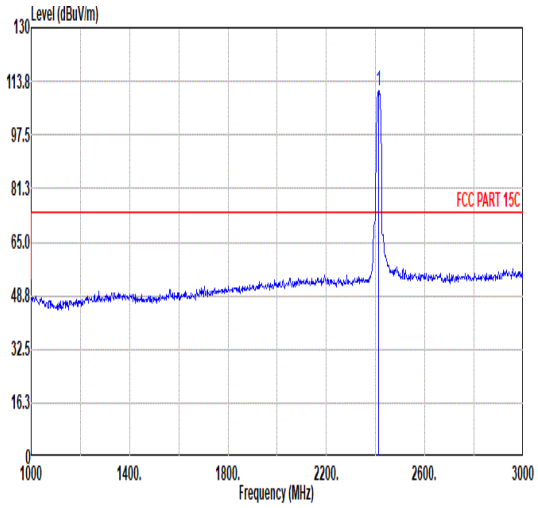 Freq Level Limit Line Over Limit Read Level Ant Factor Cable Loss Preamp Factor Aux Factor APos TPos Remark MHz dBuV/m dBuV/m dB dBuV dB/m dB dB dB cm deg 1 2412.00 110.76 ------ ------ 97.77 32.55 6.63 32.19 6.00 355 306 PEAK
Avg	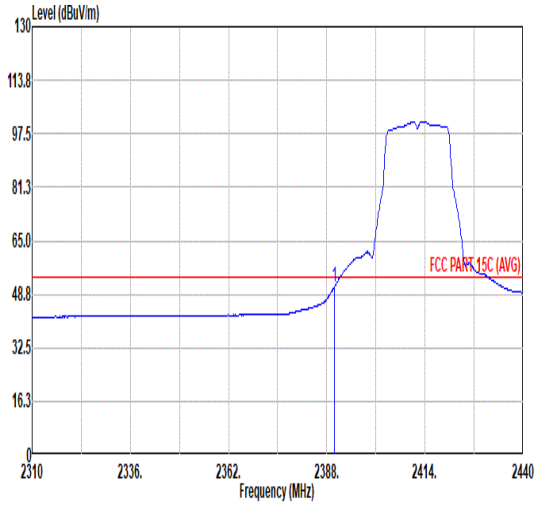 Freq Level Limit Line Over Limit Read Level Ant Factor Cable Loss Preamp Factor Aux Factor APos TPos Remark MHz dBuV/m dBuV/m dB dBuV dB/m dB dB dB cm deg 1 2389.95 50.87 54.00 -3.13 37.97 32.48 6.60 32.18 6.00 355 306 AVERAGE	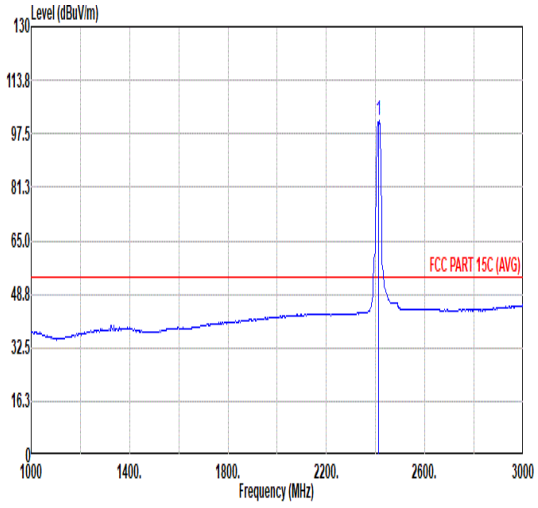 Freq Level Limit Line Over Limit Read Level Ant Factor Cable Loss Preamp Factor Aux Factor APos TPos Remark MHz dBuV/m dBuV/m dB dBuV dB/m dB dB dB cm deg 1 2412.00 101.34 ------ ------ 88.35 32.54 6.64 32.19 6.00 355 306 AVERAGE

Mode	13	
	Harmonic	
	2400-2483.5_802.11g_CH01_2412MHz	
Pol.	Horizontal	Vertical
Peak Avg	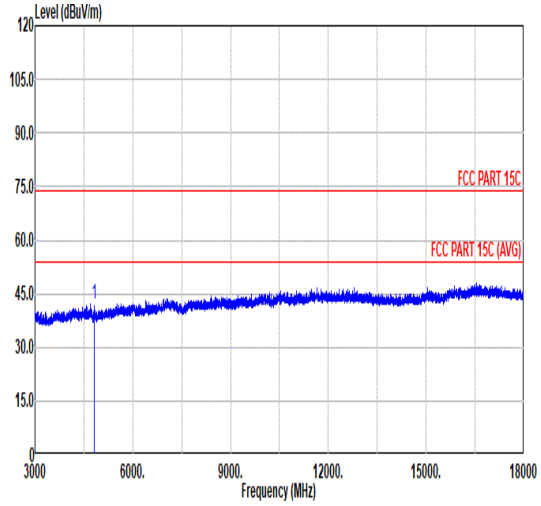 Freq Level Limit Line Over Limit Read Level Ant Factor Cable Loss Preamp Factor Aux Factor APos TPos Remark MHz dBuV/m dBuV/m dB dBuV dB/m dB dB dB cm deg 1 4824.00 41.99 74.00 -32.01 59.59 34.20 9.47 61.27 0.00 --- --- PEAK	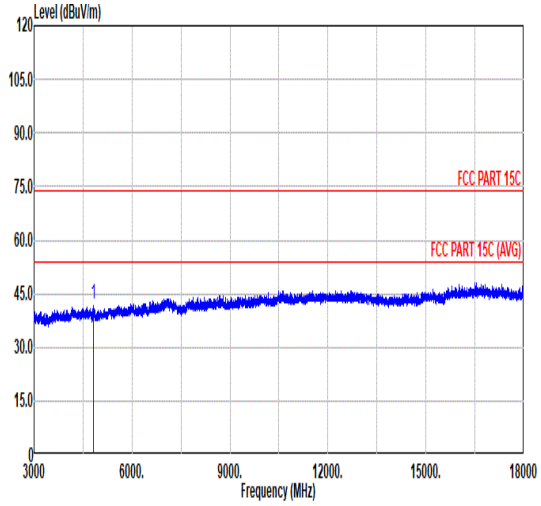 Freq Level Limit Line Over Limit Read Level Ant Factor Cable Loss Preamp Factor Aux Factor APos TPos Remark MHz dBuV/m dBuV/m dB dBuV dB/m dB dB dB cm deg 1 4824.00 41.99 74.00 -32.01 59.59 34.20 9.47 61.27 0.00 --- --- PEAK

Mode	14	
	Harmonic	
	2400-2483.5_802.11g_CH06_2437MHz	
Pol.	Horizontal	Vertical
Peak Avg	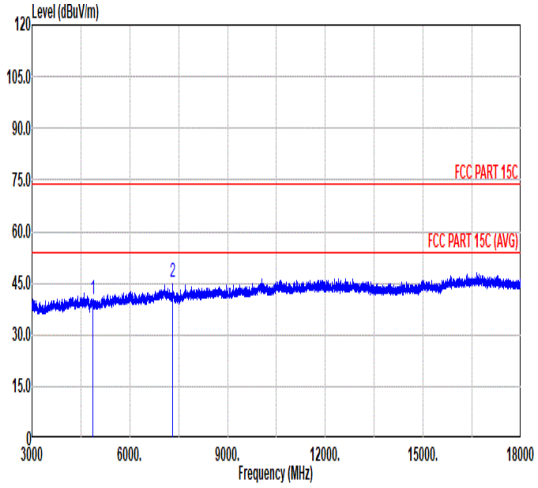 Freq Level Limit Line Over Limit Read Level Ant Factor Cable Loss Preamp Factor Aux Factor APos TPos Remark MHz dBuV/m dBuV/m dB dBuV dB/m dB dB dB cm deg 1 4874.00 40.30 74.00 -33.70 57.86 34.15 9.52 61.23 0.00 --- --- PEAK 2 7311.00 45.45 74.00 -28.55 58.79 35.70 11.69 60.73 0.00 --- --- PEAK	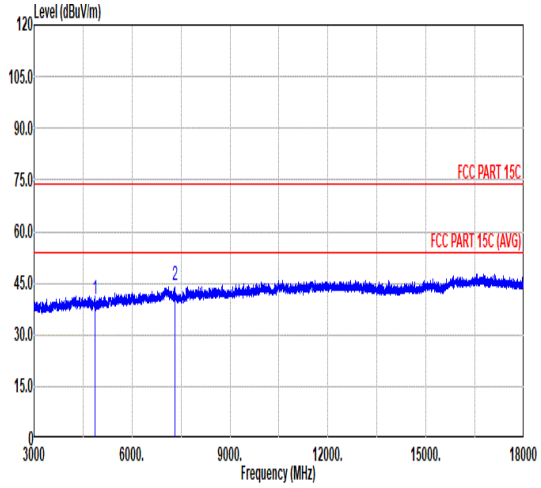 Freq Level Limit Line Over Limit Read Level Ant Factor Cable Loss Preamp Factor Aux Factor APos TPos Remark MHz dBuV/m dBuV/m dB dBuV dB/m dB dB dB cm deg 1 4874.00 40.51 74.00 -33.49 58.07 34.15 9.52 61.23 0.00 --- --- PEAK 2 7311.00 44.35 74.00 -29.65 57.69 35.70 11.69 60.73 0.00 --- --- PEAK

Mode	15	
	Band Edge	
	2400-2483.5_802.11g_CH11_2462MHz	
Pol.	Horizontal	Fundamental
Peak	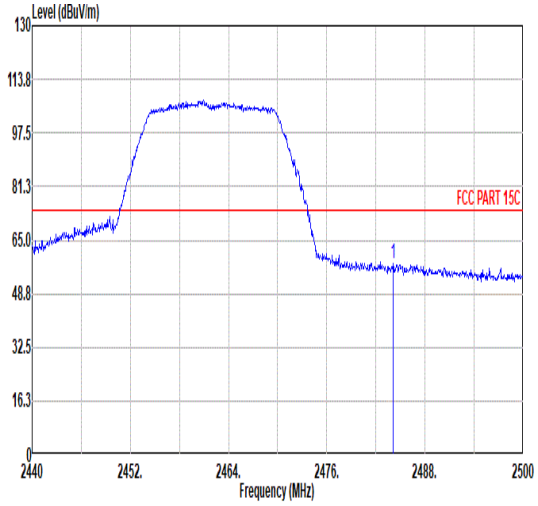 Freq Level Limit Line Over Limit Read Level Ant Factor Cable Loss Preamp Factor Aux Factor APos TPos Remark MHz dBuV/m dBuV/m dB dBuV dB/m dB dB dB cm deg 1 2484.10 58.03 74.00 -15.97 44.93 32.60 6.73 32.23 6.00 300 338 PEAK	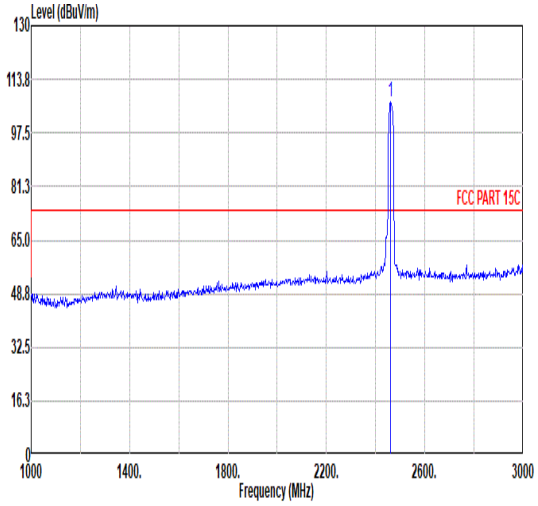 Freq Level Limit Line Over Limit Read Level Ant Factor Cable Loss Preamp Factor Aux Factor APos TPos Remark MHz dBuV/m dBuV/m dB dBuV dB/m dB dB dB cm deg 1 2462.00 106.85 ------ ------ 93.91 32.46 6.70 32.22 6.00 300 338 PEAK
Avg	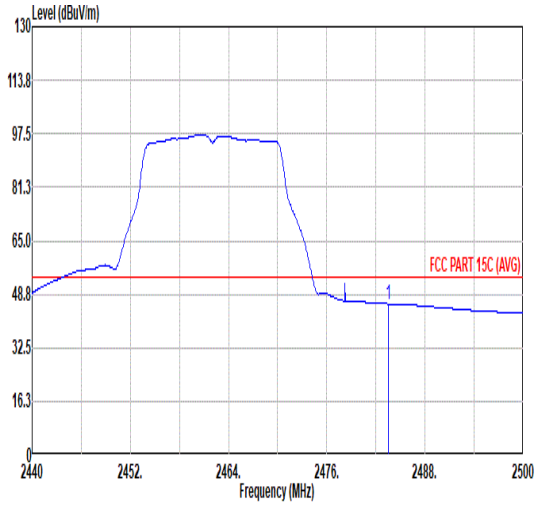 Freq Level Limit Line Over Limit Read Level Ant Factor Cable Loss Preamp Factor Aux Factor APos TPos Remark MHz dBuV/m dBuV/m dB dBuV dB/m dB dB dB cm deg 1 2483.56 45.84 54.00 -8.16 32.74 32.60 6.73 32.23 6.00 300 338 AVERAGE	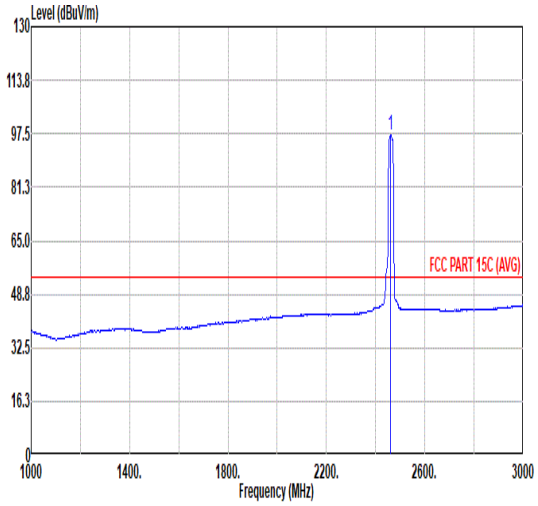 Freq Level Limit Line Over Limit Read Level Ant Factor Cable Loss Preamp Factor Aux Factor APos TPos Remark MHz dBuV/m dBuV/m dB dBuV dB/m dB dB dB cm deg 1 2462.00 97.35 ------ ------ 84.41 32.46 6.70 32.22 6.00 300 338 AVERAGE

Mode	15	
	Band Edge	
	2400-2483.5_802.11g_CH11_2462MHz	
Pol.	Vertical	Fundamental
Peak	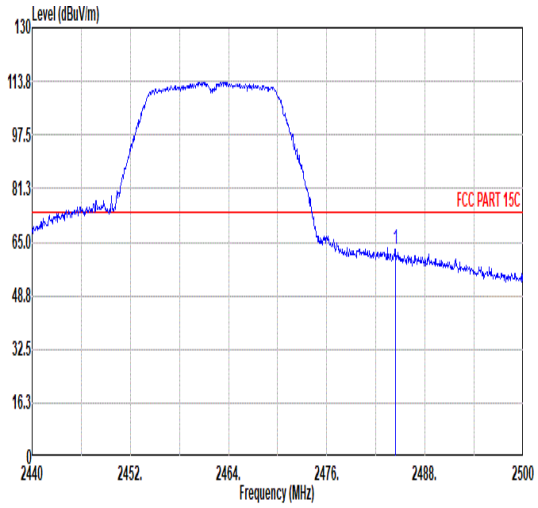 Freq Level Limit Line Over Limit Read Level Ant Factor Cable Loss Preamp Factor Aux Factor APos TPos Remark MHz dBuV/m dBuV/m dB dBuV dB/m dB dB dB cm deg 1 2484.40 62.82 74.00 -11.18 49.71 32.61 6.73 32.23 6.00 337 309 PEAK	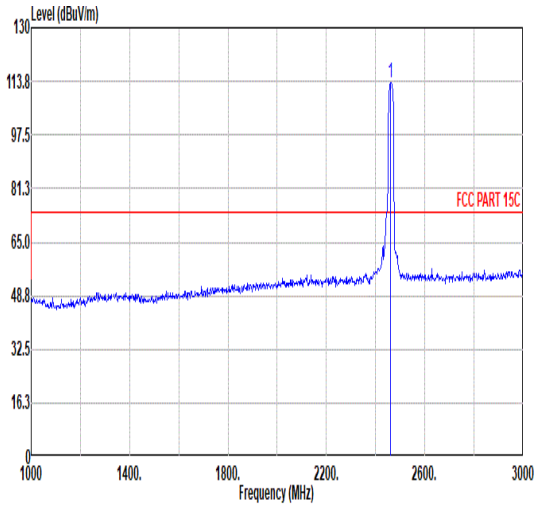 Freq Level Limit Line Over Limit Read Level Ant Factor Cable Loss Preamp Factor Aux Factor APos TPos Remark MHz dBuV/m dBuV/m dB dBuV dB/m dB dB dB cm deg 1 2462.00 113.43 ------ ------ 100.46 32.48 6.71 32.22 6.00 337 309 PEAK
Avg	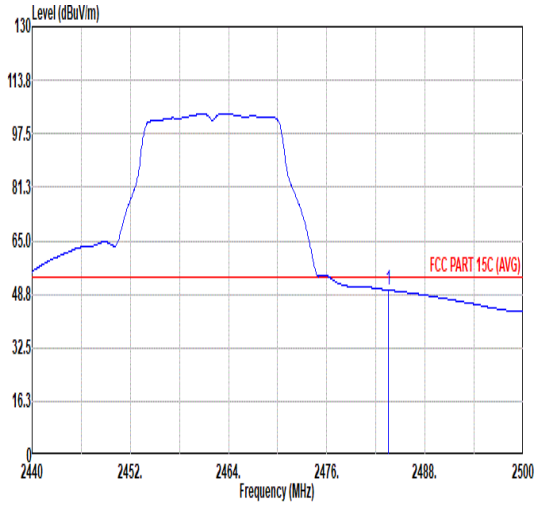 Freq Level Limit Line Over Limit Read Level Ant Factor Cable Loss Preamp Factor Aux Factor APos TPos Remark MHz dBuV/m dBuV/m dB dBuV dB/m dB dB dB cm deg 1 2483.50 50.01 54.00 -3.99 36.91 32.60 6.73 32.23 6.00 337 309 AVERAGE	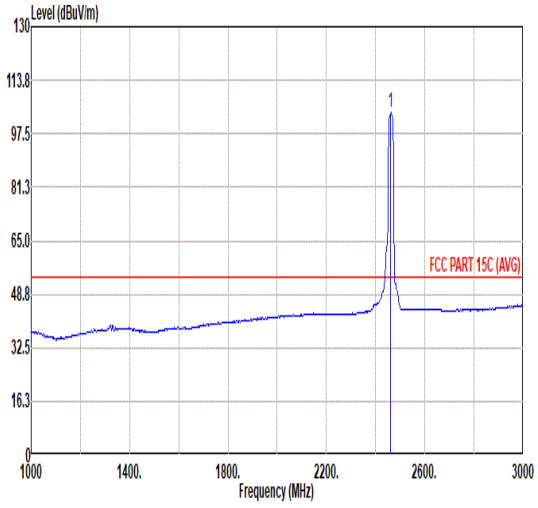 Freq Level Limit Line Over Limit Read Level Ant Factor Cable Loss Preamp Factor Aux Factor APos TPos Remark MHz dBuV/m dBuV/m dB dBuV dB/m dB dB dB cm deg 1 2462.00 103.93 ------ ------ 90.96 32.48 6.71 32.22 6.00 337 309 AVERAGE

Mode	15	
	Harmonic	
	2400-2483.5_802.11g_CH11_2462MHz	
Pol.	Horizontal	Vertical
Peak Avg	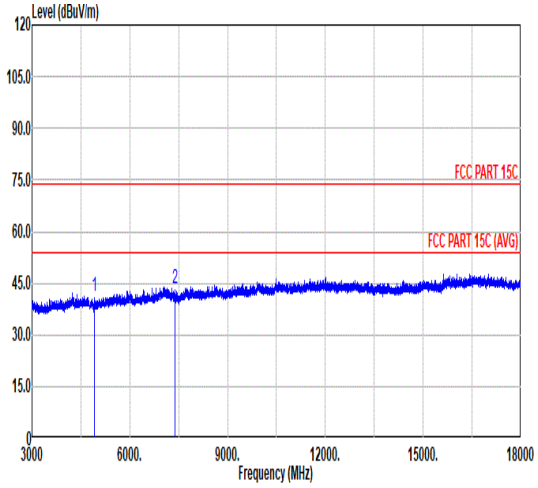 Freq Level Limit Line Over Limit Read Level Ant Factor Cable Loss Preamp Factor Aux Factor APos TPos Remark MHz dBuV/m dBuV/m dB dBuV dB/m dB dB dB cm deg 1 4924.00 41.26 74.00 -32.74 58.83 34.05 9.57 61.19 0.00 --- --- PEAK 2 7386.00 43.34 74.00 -30.66 56.81 35.70 11.72 60.89 0.00 --- --- PEAK	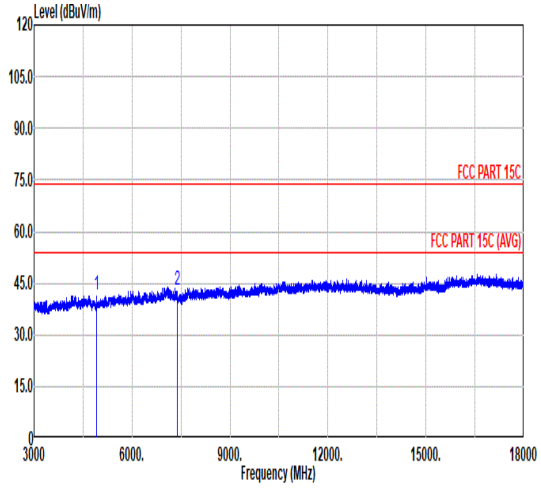 Freq Level Limit Line Over Limit Read Level Ant Factor Cable Loss Preamp Factor Aux Factor APos TPos Remark MHz dBuV/m dBuV/m dB dBuV dB/m dB dB dB cm deg 1 4924.00 41.61 74.00 -32.39 59.18 34.05 9.57 61.19 0.00 --- --- PEAK 2 7386.00 43.01 74.00 -30.99 56.48 35.70 11.72 60.89 0.00 --- --- PEAK

Mode	16	
	Band Edge	
	2400-2483.5_802.11n HT20_CH01_2412MHz	
Pol.	Horizontal	Fundamental
Peak	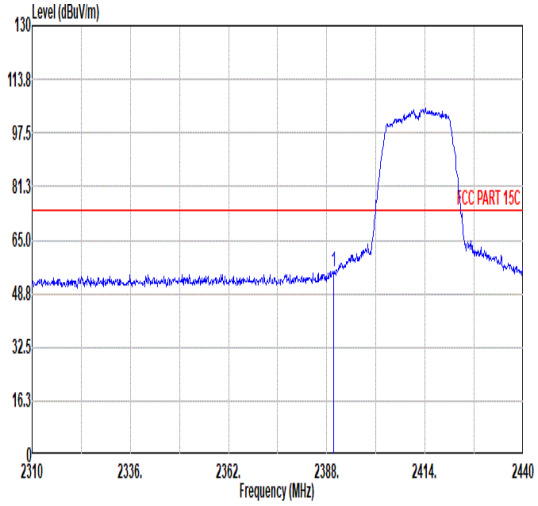 Freq Level Limit Line Over Limit Read Level Ant Factor Cable Loss Preamp Factor Aux Factor APos TPos Remark MHz dBuV/m dBuV/m dB dBuV dB/m dB dB dB cm deg 1 2389.82 55.61 74.00 -18.39 42.71 32.48 6.60 32.18 6.00 204 0 PEAK	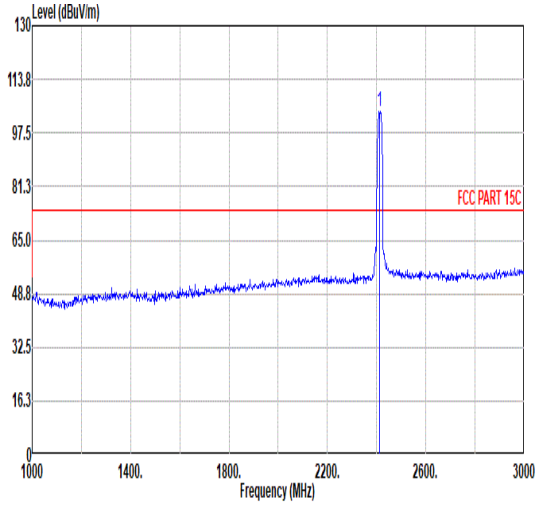 Freq Level Limit Line Over Limit Read Level Ant Factor Cable Loss Preamp Factor Aux Factor APos TPos Remark MHz dBuV/m dBuV/m dB dBuV dB/m dB dB dB cm deg 1 2412.00 103.92 ------ ------ 90.93 32.54 6.64 32.19 6.00 204 0 PEAK
Avg	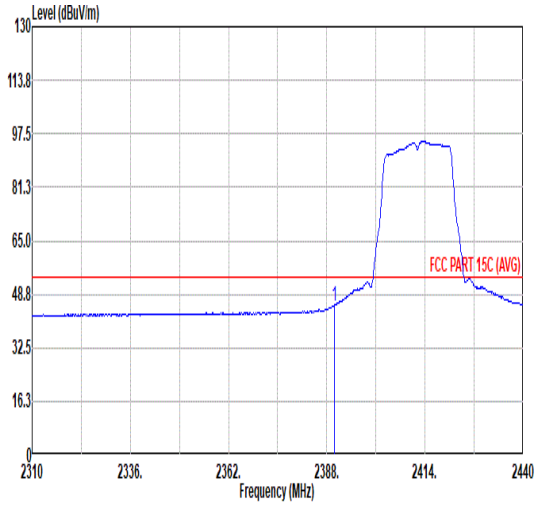 Freq Level Limit Line Over Limit Read Level Ant Factor Cable Loss Preamp Factor Aux Factor APos TPos Remark MHz dBuV/m dBuV/m dB dBuV dB/m dB dB dB cm deg 1 2389.95 45.36 54.00 -8.64 32.46 32.48 6.60 32.18 6.00 204 0 AVERAGE	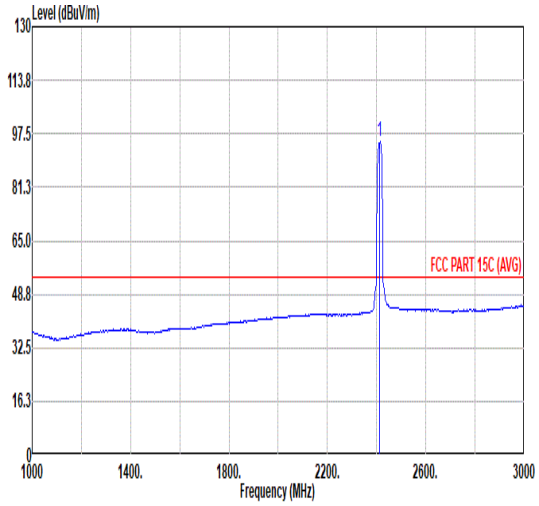 Freq Level Limit Line Over Limit Read Level Ant Factor Cable Loss Preamp Factor Aux Factor APos TPos Remark MHz dBuV/m dBuV/m dB dBuV dB/m dB dB dB cm deg 1 2412.00 94.94 ------ ------ 81.95 32.54 6.64 32.19 6.00 204 0 AVERAGE

Mode	16	
	Band Edge	
	2400-2483.5_802.11n HT20_CH01_2412MHz	
Pol.	Vertical	Fundamental
Peak	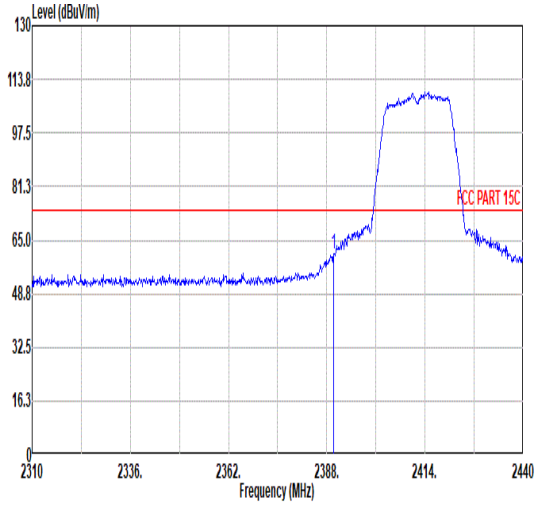 Freq Level Limit Line Over Limit Read Level Ant Factor Cable Loss Preamp Factor Aux Factor APos TPos Remark MHz dBuV/m dBuV/m dB dBuV dB/m dB dB dB cm deg 1 2389.82 61.02 74.00 -12.98 48.12 32.48 6.60 32.18 6.00 329 330 PEAK	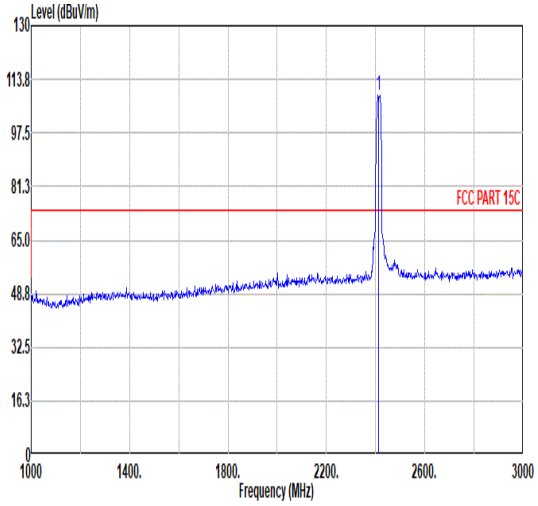 Freq Level Limit Line Over Limit Read Level Ant Factor Cable Loss Preamp Factor Aux Factor APos TPos Remark MHz dBuV/m dBuV/m dB dBuV dB/m dB dB dB cm deg 1 2412.00 109.11 ------ ------ 96.13 32.53 6.64 32.19 6.00 329 330 PEAK
Avg	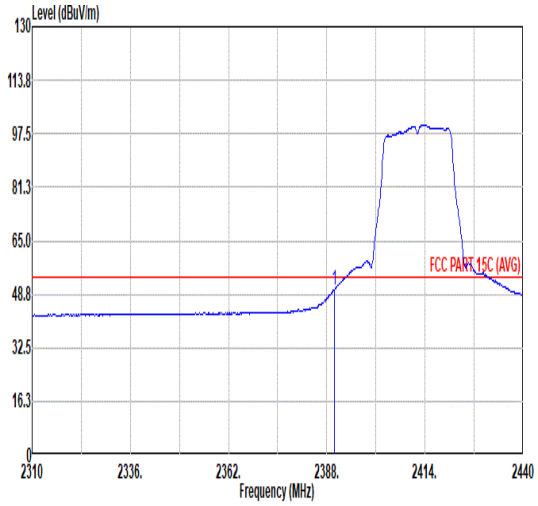 Freq Level Limit Line Over Limit Read Level Ant Factor Cable Loss Preamp Factor Aux Factor APos TPos Remark MHz dBuV/m dBuV/m dB dBuV dB/m dB dB dB cm deg 1 2389.95 50.23 54.00 -3.77 37.33 32.48 6.60 32.18 6.00 329 330 AVERAGE	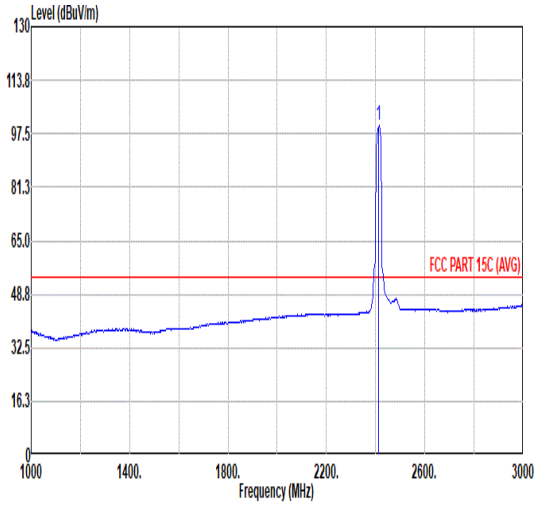 Freq Level Limit Line Over Limit Read Level Ant Factor Cable Loss Preamp Factor Aux Factor APos TPos Remark MHz dBuV/m dBuV/m dB dBuV dB/m dB dB dB cm deg 1 2412.00 99.87 ------ ------ 86.88 32.54 6.64 32.19 6.00 329 330 AVERAGE

Mode	16	
	Harmonic	
	2400-2483.5_802.11n HT20_CH01_2412MHz	
Pol.	Horizontal	Vertical
Peak Avg	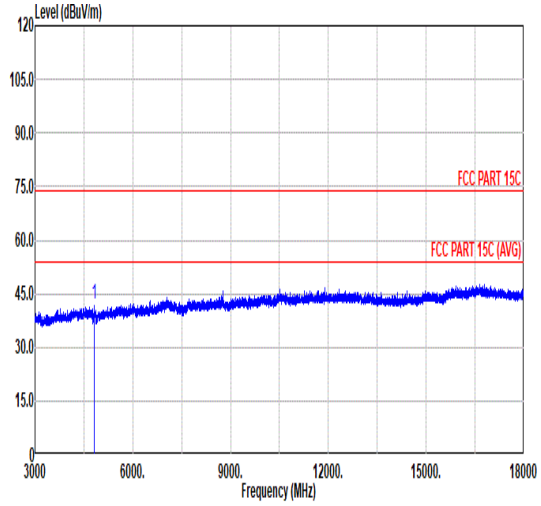 Freq Level Limit Line Over Limit Read Level Ant Factor Cable Loss Preamp Factor Aux Factor APos TPos Remark MHz dBuV/m dBuV/m dB dBuV dB/m dB dB dB cm deg 1 4824.00 42.12 74.00 -31.88 59.72 34.20 9.47 61.27 0.00 --- --- PEAK	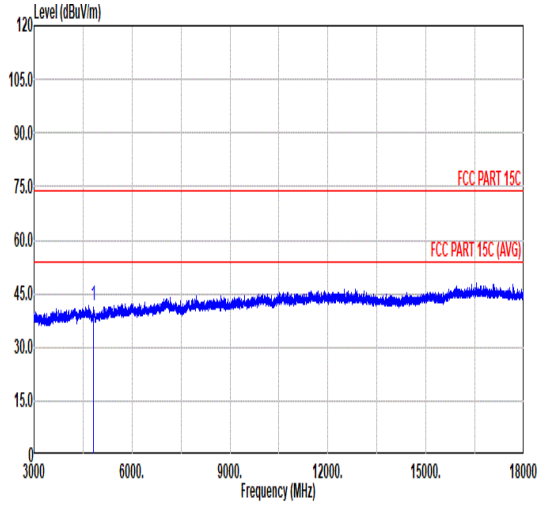 Freq Level Limit Line Over Limit Read Level Ant Factor Cable Loss Preamp Factor Aux Factor APos TPos Remark MHz dBuV/m dBuV/m dB dBuV dB/m dB dB dB cm deg 1 4824.00 41.78 74.00 -32.22 59.38 34.20 9.47 61.27 0.00 --- --- PEAK

Mode	17	
	Harmonic	
	2400-2483.5_802.11n HT20_CH06_2437MHz	
Pol.	Horizontal	Vertical
Peak Avg	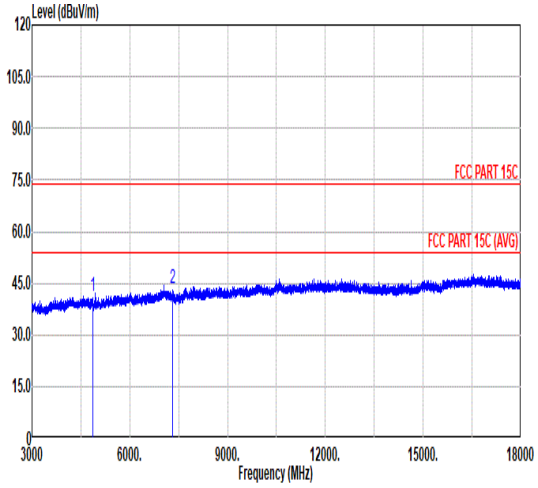 Freq Level Limit Line Over Limit Read Level Ant Factor Cable Loss Preamp Factor Aux Factor APos TPos Remark MHz dBuV/m dBuV/m dB dBuV dB/m dB dB dB cm deg 1 4874.00 41.30 74.00 -32.70 58.86 34.15 9.52 61.23 0.00 --- --- PEAK 2 7311.00 43.53 74.00 -30.47 56.87 35.70 11.69 60.73 0.00 --- --- PEAK	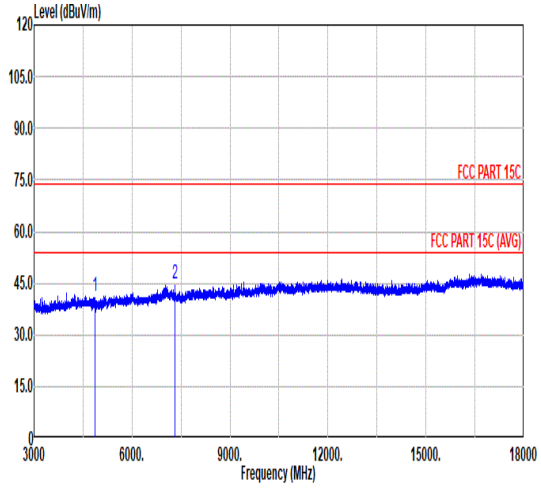 Freq Level Limit Line Over Limit Read Level Ant Factor Cable Loss Preamp Factor Aux Factor APos TPos Remark MHz dBuV/m dBuV/m dB dBuV dB/m dB dB dB cm deg 1 4874.00 41.27 74.00 -32.73 58.83 34.15 9.52 61.23 0.00 --- --- PEAK 2 7311.00 44.71 74.00 -29.29 58.05 35.70 11.69 60.73 0.00 --- --- PEAK

Mode	18	
	Band Edge	
	2400-2483.5_802.11n HT20_CH11_2462MHz	
Pol.	Horizontal	Fundamental
Peak	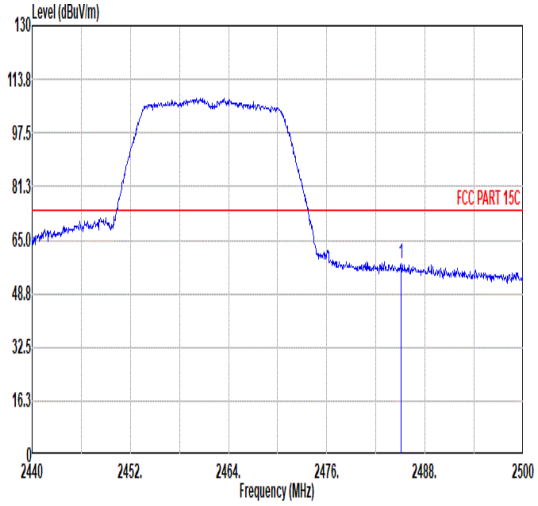 Freq Level Limit Line Over Limit Read Level Ant Factor Cable Loss Preamp Factor Aux Factor APos TPos Remark MHz dBuV/m dBuV/m dB dBuV dB/m dB dB dB cm deg 1 2485.12 57.83 74.00 -16.17 44.71 32.61 6.74 32.23 6.00 304 0 PEAK	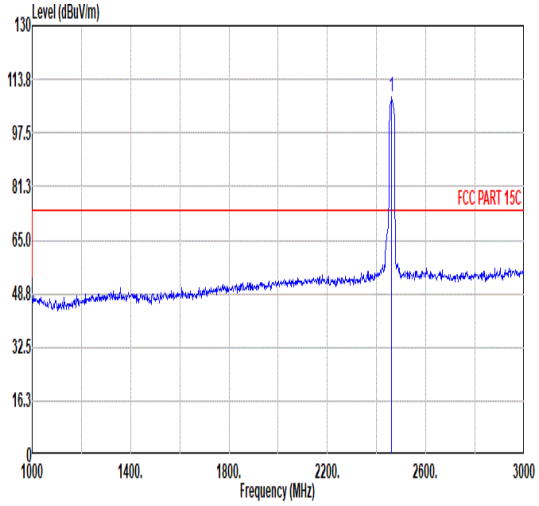 Freq Level Limit Line Over Limit Read Level Ant Factor Cable Loss Preamp Factor Aux Factor APos TPos Remark MHz dBuV/m dBuV/m dB dBuV dB/m dB dB dB cm deg 1 2462.00 108.23 ------ ------ 95.28 32.47 6.70 32.22 6.00 304 0 PEAK
Avg	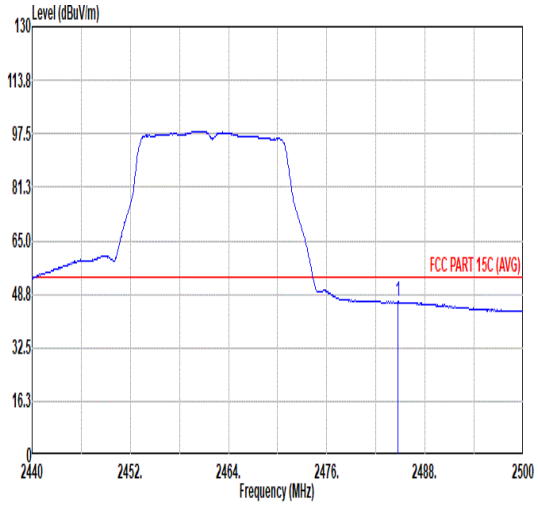 Freq Level Limit Line Over Limit Read Level Ant Factor Cable Loss Preamp Factor Aux Factor APos TPos Remark MHz dBuV/m dBuV/m dB dBuV dB/m dB dB dB cm deg 1 2484.70 46.56 54.00 -7.44 33.45 32.61 6.73 32.23 6.00 304 0 AVERAGE	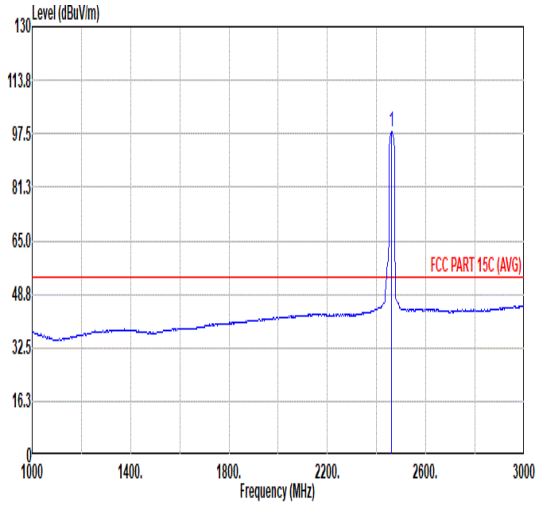 Freq Level Limit Line Over Limit Read Level Ant Factor Cable Loss Preamp Factor Aux Factor APos TPos Remark MHz dBuV/m dBuV/m dB dBuV dB/m dB dB dB cm deg 1 2462.00 98.08 ------ ------ 85.14 32.46 6.70 32.22 6.00 304 0 AVERAGE

Mode	18	
	Band Edge	
	2400-2483.5_802.11n HT20_CH11_2462MHz	
Pol.	Vertical	Fundamental
Peak	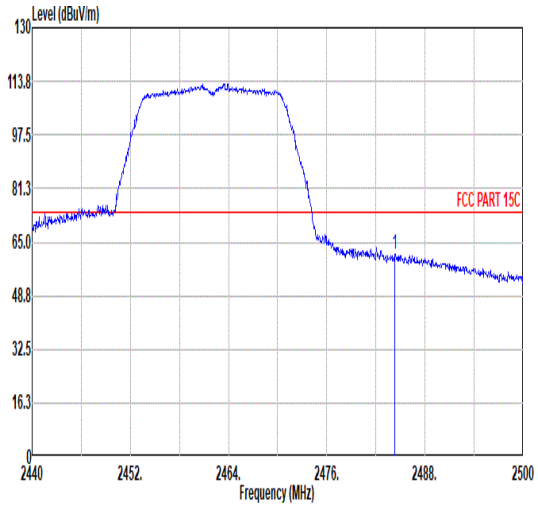 Freq Level Limit Line Over Limit Read Level Ant Factor Cable Loss Preamp Factor Aux Factor APos TPos Remark MHz dBuV/m dBuV/m dB dBuV dB/m dB dB dB cm deg 1 2484.34 61.09 74.00 -12.91 47.98 32.61 6.73 32.23 6.00 306 315 PEAK	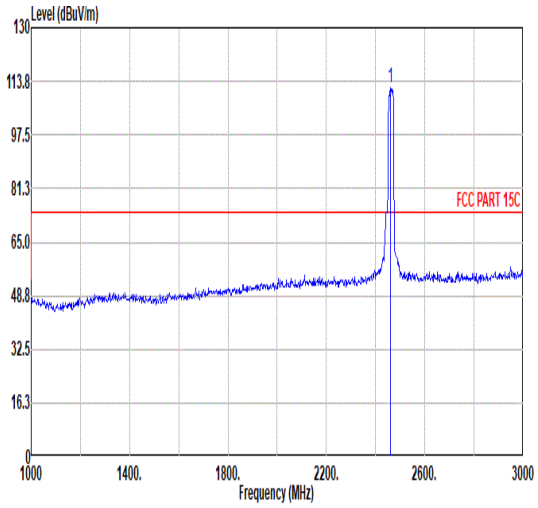 Freq Level Limit Line Over Limit Read Level Ant Factor Cable Loss Preamp Factor Aux Factor APos TPos Remark MHz dBuV/m dBuV/m dB dBuV dB/m dB dB dB cm deg 1 2462.00 111.92 ------ ------ 98.97 32.47 6.70 32.22 6.00 306 315 PEAK
Avg	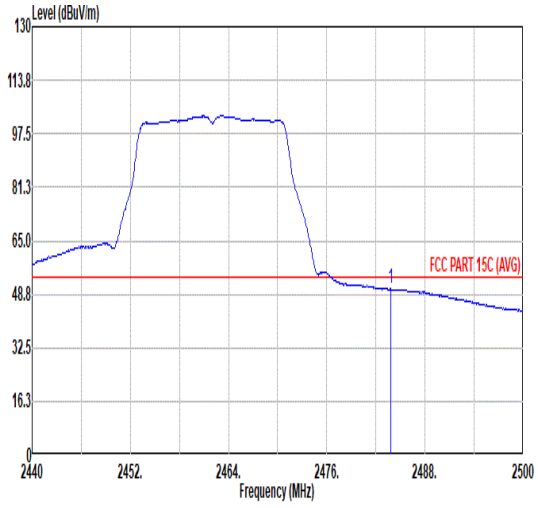 Freq Level Limit Line Over Limit Read Level Ant Factor Cable Loss Preamp Factor Aux Factor APos TPos Remark MHz dBuV/m dBuV/m dB dBuV dB/m dB dB dB cm deg 1 2483.86 50.34 54.00 -3.66 37.24 32.60 6.73 32.23 6.00 306 315 AVERAGE	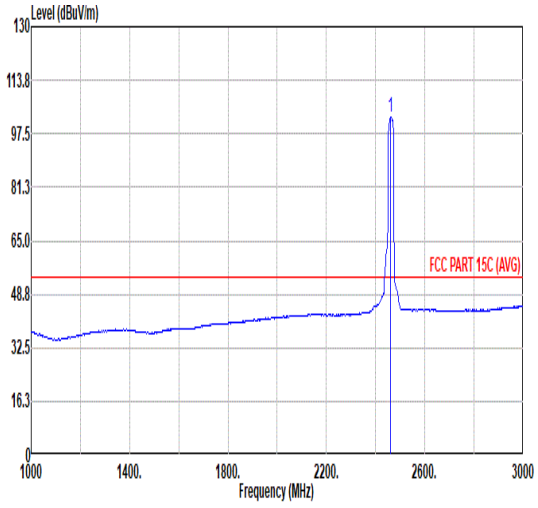 Freq Level Limit Line Over Limit Read Level Ant Factor Cable Loss Preamp Factor Aux Factor APos TPos Remark MHz dBuV/m dBuV/m dB dBuV dB/m dB dB dB cm deg 1 2462.00 102.68 ------ ------ 89.71 32.48 6.71 32.22 6.00 306 315 AVERAGE

Mode	18	
	Harmonic	
	2400-2483.5_802.11n HT20_CH11_2462MHz	
Pol.	Horizontal	Vertical
Peak Avg	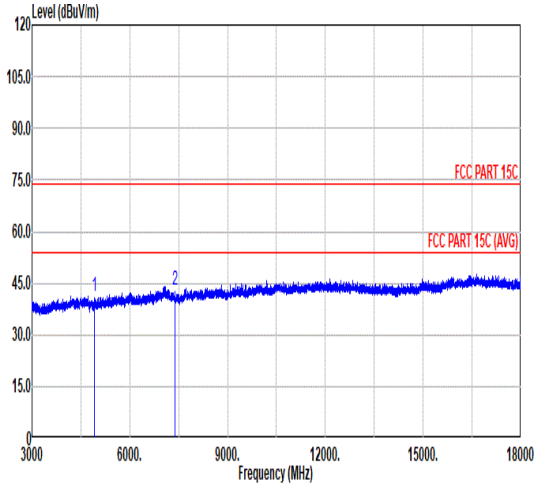 Freq Level Limit Line Over Limit Read Level Ant Factor Cable Loss Preamp Factor Aux Factor APos TPos Remark MHz dBuV/m dBuV/m dB dBuV dB/m dB dB dB cm deg 1 4924.00 41.37 74.00 -32.63 58.94 34.05 9.57 61.19 0.00 --- --- PEAK 2 7386.00 43.07 74.00 -30.93 56.54 35.70 11.72 60.89 0.00 --- --- PEAK	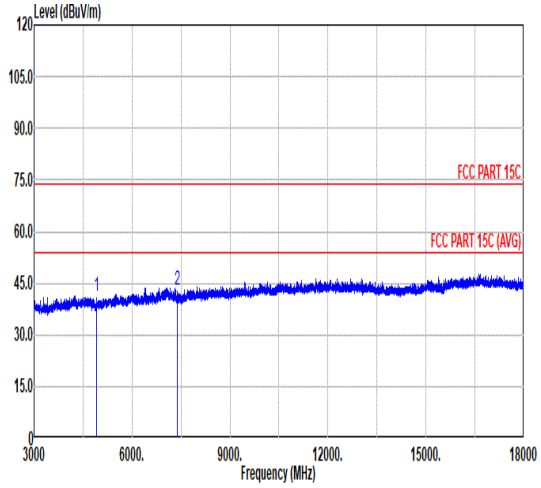 Freq Level Limit Line Over Limit Read Level Ant Factor Cable Loss Preamp Factor Aux Factor APos TPos Remark MHz dBuV/m dBuV/m dB dBuV dB/m dB dB dB cm deg 1 4924.00 41.28 74.00 -32.72 58.85 34.05 9.57 61.19 0.00 --- --- PEAK 2 7386.00 42.97 74.00 -31.03 56.44 35.70 11.72 60.89 0.00 --- --- PEAK

Mode	19	
	Band Edge - L	
	2400-2483.5_802.11n HT40_CH3_2422MHz	
Pol.	Horizontal	Fundamental
Peak	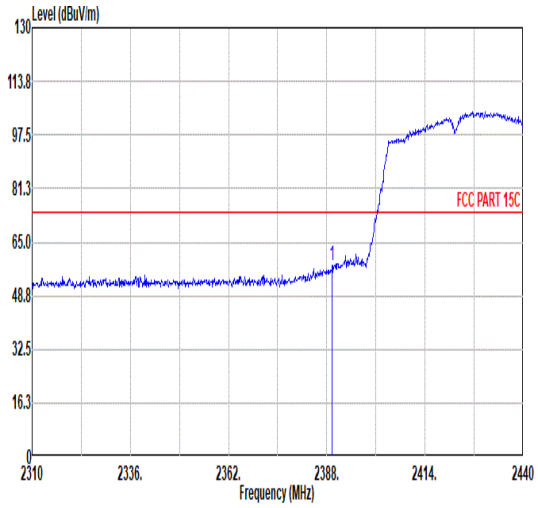 Freq Level Limit Line Over Limit Read Level Ant Factor Cable Loss Preamp Factor Aux Factor APos TPos Remark MHz dBuV/m dBuV/m dB dBuV dB/m dB dB dB cm deg 1 2389.43 58.08 74.00 -15.92 45.19 32.47 6.60 32.18 6.00 311 0 PEAK	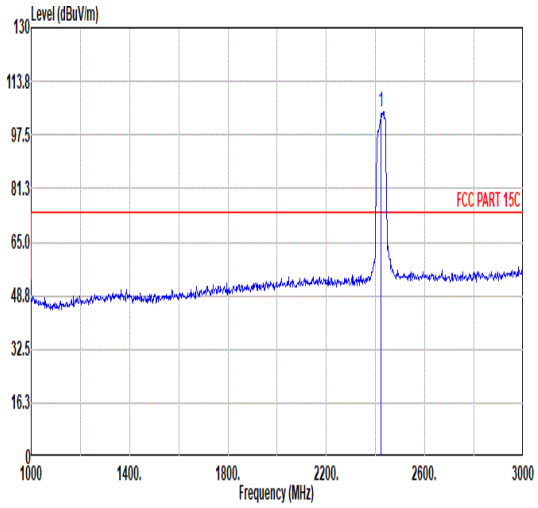 Freq Level Limit Line Over Limit Read Level Ant Factor Cable Loss Preamp Factor Aux Factor APos TPos Remark MHz dBuV/m dBuV/m dB dBuV dB/m dB dB dB cm deg 1 2422.00 104.36 ------ ------ 91.44 32.46 6.66 32.20 6.00 311 0 PEAK
Avg	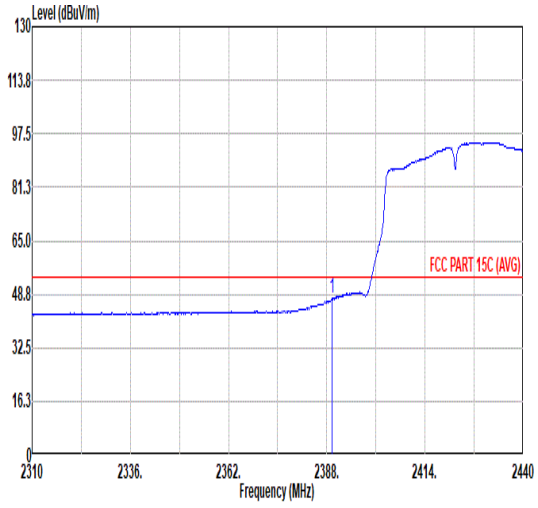 Freq Level Limit Line Over Limit Read Level Ant Factor Cable Loss Preamp Factor Aux Factor APos TPos Remark MHz dBuV/m dBuV/m dB dBuV dB/m dB dB dB cm deg 1 2389.43 47.48 54.00 -6.52 34.59 32.47 6.60 32.18 6.00 311 0 AVERAGE	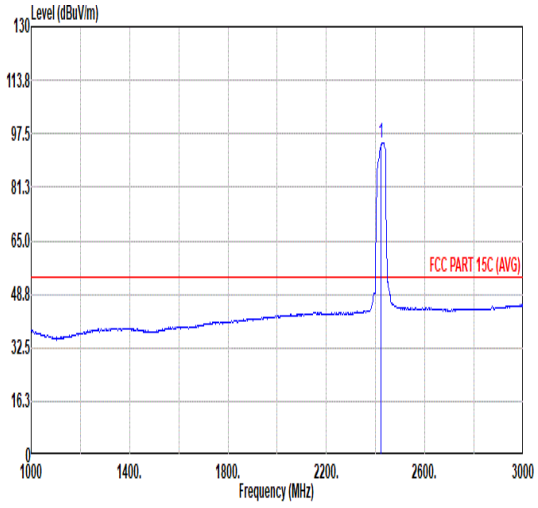 Freq Level Limit Line Over Limit Read Level Ant Factor Cable Loss Preamp Factor Aux Factor APos TPos Remark MHz dBuV/m dBuV/m dB dBuV dB/m dB dB dB cm deg 1 2422.00 94.79 ------ ------ 81.86 32.47 6.66 32.20 6.00 311 0 AVERAGE

Mode	19	
	Band Edge - R	
	2400-2483.5_802.11n HT40_CH3_2422MHz	
Pol.	Horizontal	Fundamental
Peak	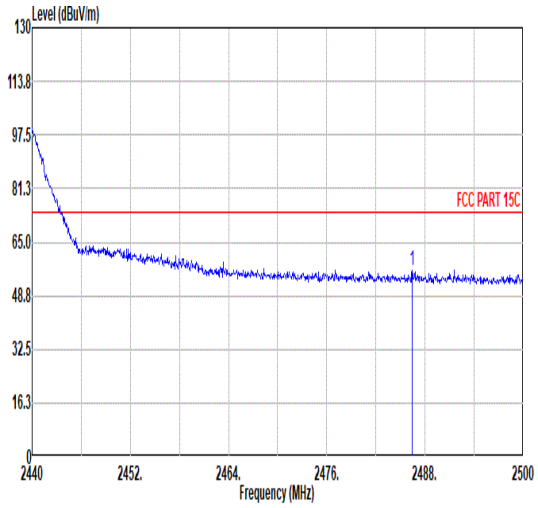 Freq Level Limit Line Over Limit Read Level Ant Factor Cable Loss Preamp Factor Aux Factor APos TPos Remark MHz dBuV/m dBuV/m dB dBuV dB/m dB dB dB cm deg 1 2486.44 56.43 74.00 -17.57 43.31 32.62 6.74 32.24 6.00 311 0 PEAK	Blank
Avg	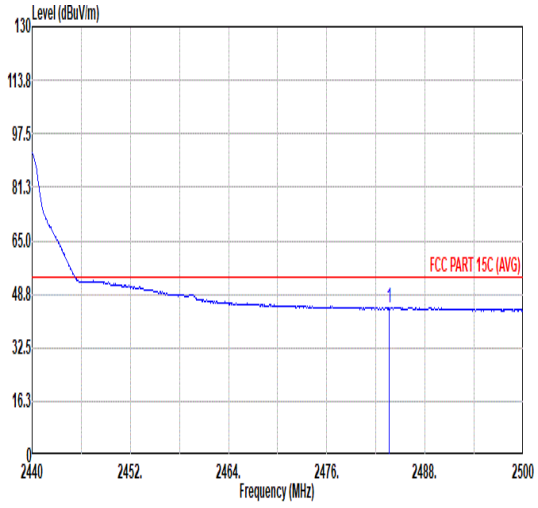 Freq Level Limit Line Over Limit Read Level Ant Factor Cable Loss Preamp Factor Aux Factor APos TPos Remark MHz dBuV/m dBuV/m dB dBuV dB/m dB dB dB cm deg 1 2483.62 44.68 54.00 -9.32 31.58 32.60 6.73 32.23 6.00 311 0 AVERAGE	Blank

Mode	19	
	Band Edge - L	
	2400-2483.5_802.11n HT40_CH3_2422MHz	
Pol.	Vertical	Fundamental
Peak	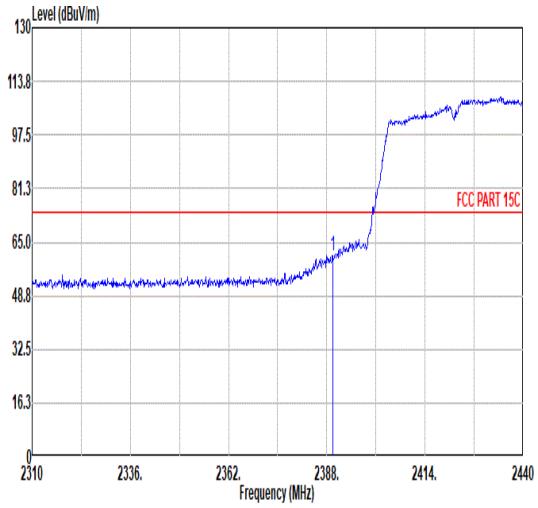 Freq Level Limit Line Over Limit Read Level Ant Factor Cable Loss Preamp Factor Aux Factor APos TPos Remark MHz dBuV/m dBuV/m dB dBuV dB/m dB dB dB cm deg 1 2389.69 61.04 74.00 -12.96 48.14 32.48 6.60 32.18 6.00 310 321 PEAK	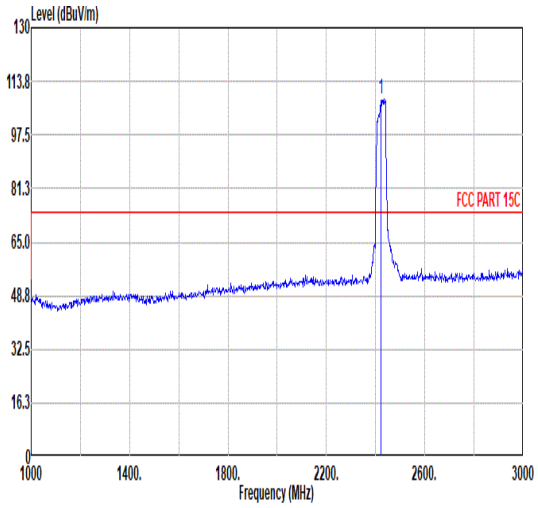 Freq Level Limit Line Over Limit Read Level Ant Factor Cable Loss Preamp Factor Aux Factor APos TPos Remark MHz dBuV/m dBuV/m dB dBuV dB/m dB dB dB cm deg 1 2422.00 108.21 ------ ------ 95.29 32.46 6.66 32.20 6.00 310 321 PEAK
Avg	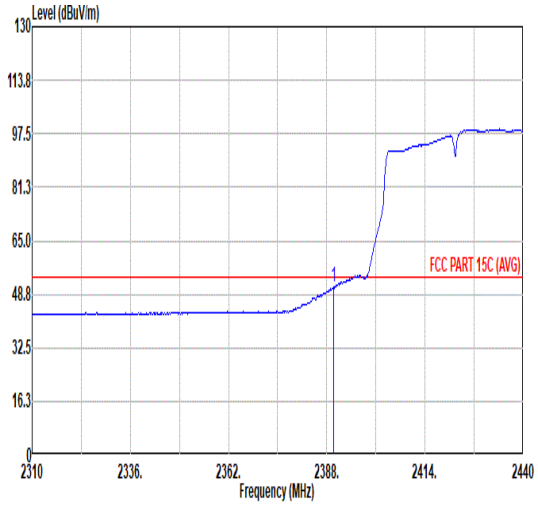 Freq Level Limit Line Over Limit Read Level Ant Factor Cable Loss Preamp Factor Aux Factor APos TPos Remark MHz dBuV/m dBuV/m dB dBuV dB/m dB dB dB cm deg 1 2389.82 50.78 54.00 -3.22 37.88 32.48 6.60 32.18 6.00 310 321 AVERAGE	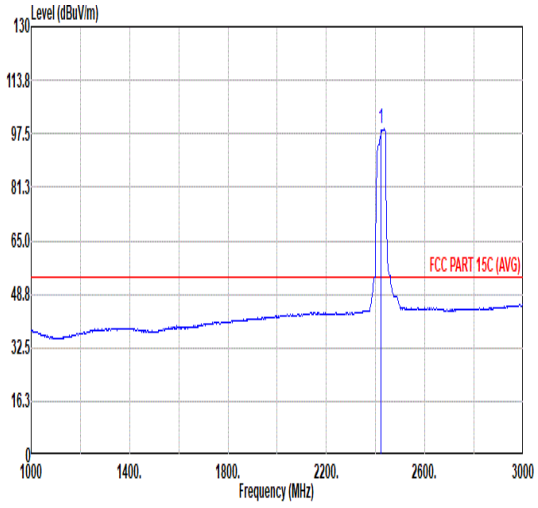 Freq Level Limit Line Over Limit Read Level Ant Factor Cable Loss Preamp Factor Aux Factor APos TPos Remark MHz dBuV/m dBuV/m dB dBuV dB/m dB dB dB cm deg 1 2422.00 98.88 ------ ------ 85.96 32.46 6.66 32.20 6.00 310 321 AVERAGE

Mode	19	
	Band Edge - R	
	2400-2483.5_802.11n HT40_CH3_2422MHz	
Pol.	Vertical	Fundamental
Peak	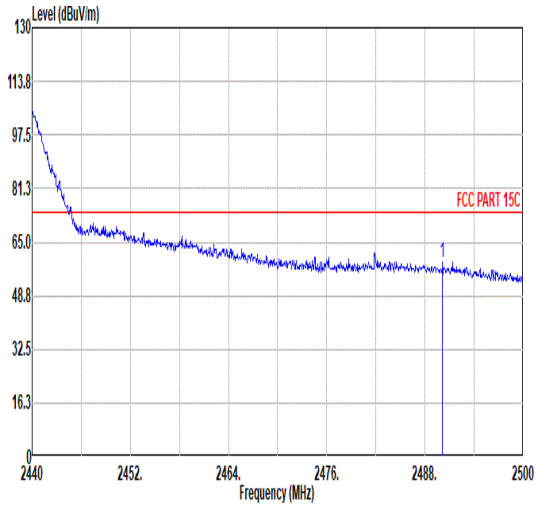 Freq Level Limit Line Over Limit Read Level Ant Factor Cable Loss Preamp Factor Aux Factor APos TPos Remark MHz dBuV/m dBuV/m dB dBuV dB/m dB dB dB cm deg 1 2490.16 58.97 74.00 -15.03 45.83 32.64 6.74 32.24 6.00 310 321 PEAK	Blank
Avg	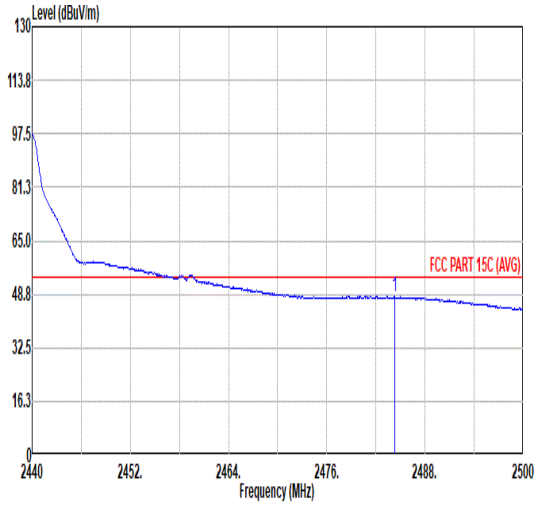 Freq Level Limit Line Over Limit Read Level Ant Factor Cable Loss Preamp Factor Aux Factor APos TPos Remark MHz dBuV/m dBuV/m dB dBuV dB/m dB dB dB cm deg 1 2484.28 47.90 54.00 -6.10 34.79 32.61 6.73 32.23 6.00 310 321 AVERAGE	Blank

Mode	19	
	Harmonic	
	2400-2483.5_802.11n HT40_CH3_2422MHz	
Pol.	Horizontal	Vertical
Peak Avg	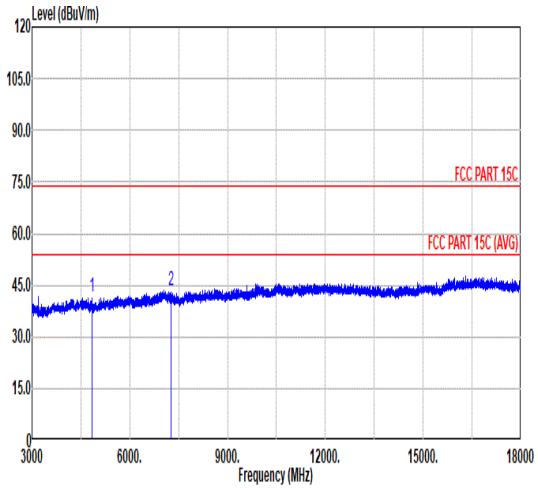 Freq Level Limit Line Over Limit Read Level Ant Factor Cable Loss Preamp Factor Aux Factor APos TPos Remark MHz dBuV/m dBuV/m dB dBuV dB/m dB dB dB cm deg 1 4844.00 41.44 74.00 -32.56 59.00 34.20 9.49 61.25 0.00 --- --- PEAK 2 7266.00 43.47 74.00 -30.53 56.80 35.63 11.67 60.63 0.00 --- --- PEAK	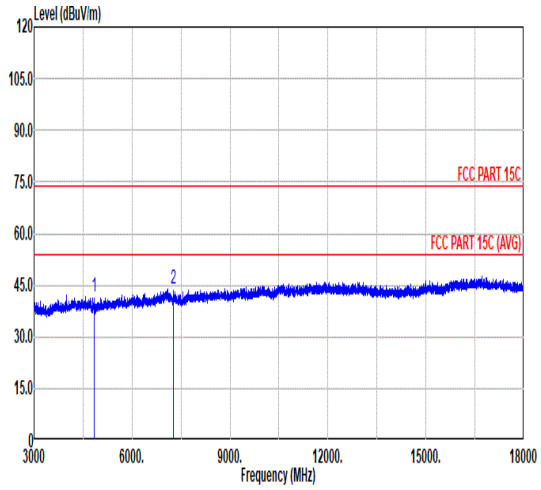 Freq Level Limit Line Over Limit Read Level Ant Factor Cable Loss Preamp Factor Aux Factor APos TPos Remark MHz dBuV/m dBuV/m dB dBuV dB/m dB dB dB cm deg 1 4844.00 41.46 74.00 -32.54 59.02 34.20 9.49 61.25 0.00 --- --- PEAK 2 7266.00 43.95 74.00 -30.05 57.28 35.63 11.67 60.63 0.00 --- --- PEAK

Mode	20	
	Band Edge - L	
	2400-2483.5_802.11n HT40_CH6_2437MHz	
Pol.	Horizontal	Fundamental
Peak	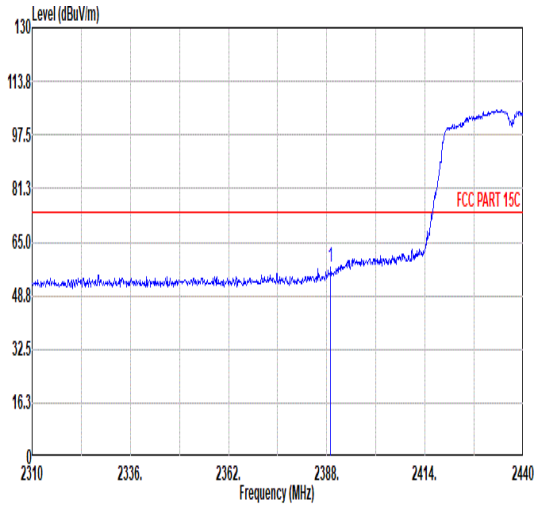 Freq Level Limit Line Over Limit Read Level Ant Factor Cable Loss Preamp Factor Aux Factor APos TPos Remark MHz dBuV/m dBuV/m dB dBuV dB/m dB dB dB cm deg 1 2389.04 57.36 74.00 -16.64 44.47 32.47 6.60 32.18 6.00 314 0 PEAK	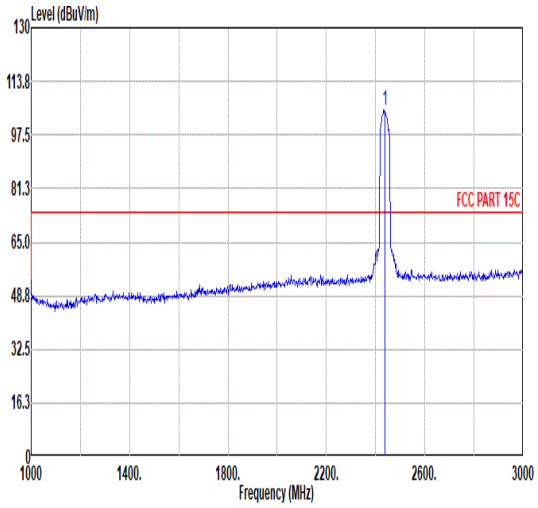 Freq Level Limit Line Over Limit Read Level Ant Factor Cable Loss Preamp Factor Aux Factor APos TPos Remark MHz dBuV/m dBuV/m dB dBuV dB/m dB dB dB cm deg 1 2437.00 104.93 ------ ------ 92.00 32.47 6.66 32.20 6.00 314 0 PEAK
Avg	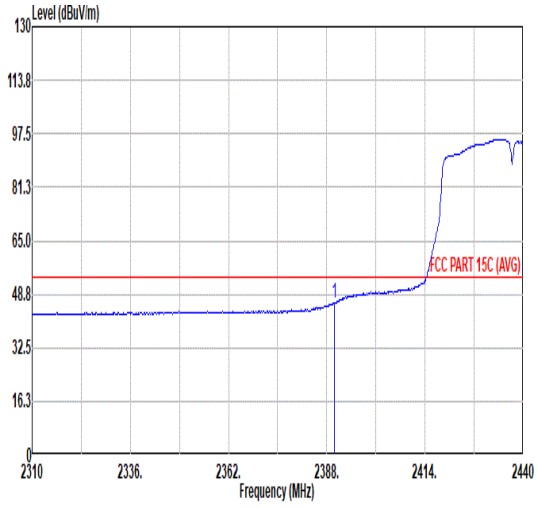 Freq Level Limit Line Over Limit Read Level Ant Factor Cable Loss Preamp Factor Aux Factor APos TPos Remark MHz dBuV/m dBuV/m dB dBuV dB/m dB dB dB cm deg 1 2389.95 46.12 54.00 -7.88 33.22 32.48 6.60 32.18 6.00 314 0 AVERAGE	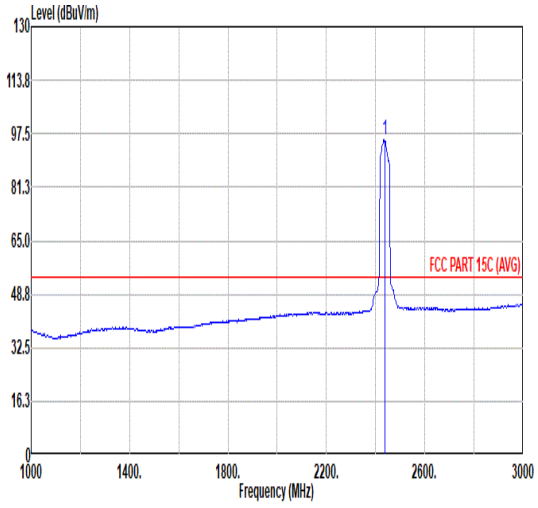 Freq Level Limit Line Over Limit Read Level Ant Factor Cable Loss Preamp Factor Aux Factor APos TPos Remark MHz dBuV/m dBuV/m dB dBuV dB/m dB dB dB cm deg 1 2437.00 95.82 ------ ------ 82.90 32.46 6.66 32.20 6.00 314 0 AVERAGE

Mode	20	
	Band Edge - R	
	2400-2483.5_802.11n HT40_CH6_2437MHz	
Pol.	Horizontal	Fundamental
Peak	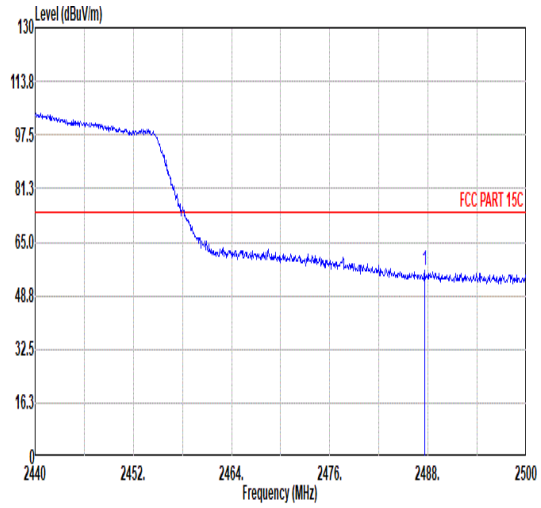 Freq Level Limit Line Over Limit Read Level Ant Factor Cable Loss Preamp Factor Aux Factor APos TPos Remark MHz dBuV/m dBuV/m dB dBuV dB/m dB dB dB cm deg 1 2487.58 56.37 74.00 -17.63 43.24 32.63 6.74 32.24 6.00 314 0 PEAK	Blank
Avg	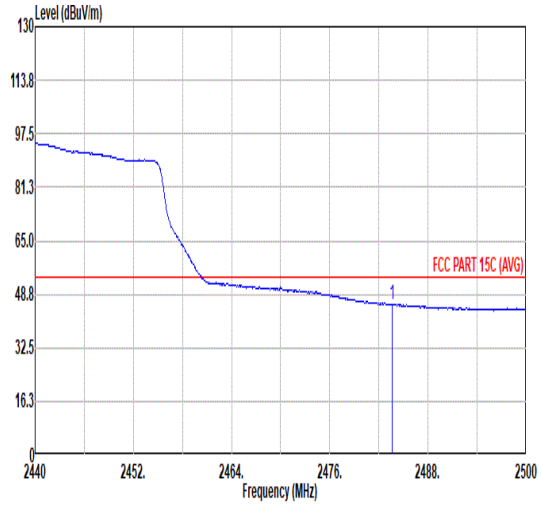 Freq Level Limit Line Over Limit Read Level Ant Factor Cable Loss Preamp Factor Aux Factor APos TPos Remark MHz dBuV/m dBuV/m dB dBuV dB/m dB dB dB cm deg 1 2483.62 45.74 54.00 -8.26 32.64 32.60 6.73 32.23 6.00 314 0 AVERAGE	Blank

Mode	20	
	Band Edge - L	
	2400-2483.5_802.11n HT40_CH6_2437MHz	
Pol.	Vertical	Fundamental
Peak	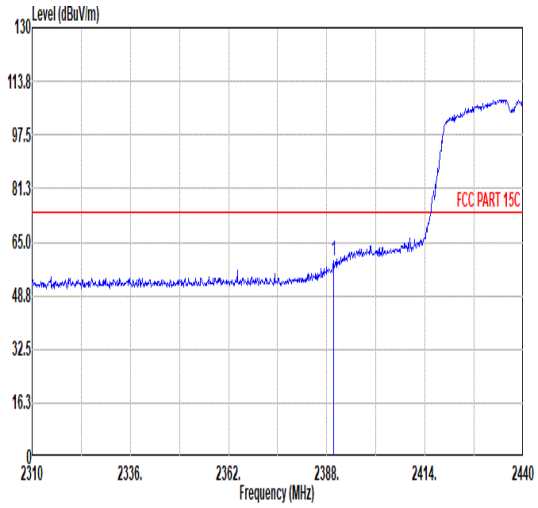 Freq Level Limit Line Over Limit Read Level Ant Factor Cable Loss Preamp Factor Aux Factor APos TPos Remark MHz dBuV/m dBuV/m dB dBuV dB/m dB dB dB cm deg 1 2389.82 59.26 74.00 -14.74 46.36 32.48 6.60 32.18 6.00 346 319 PEAK	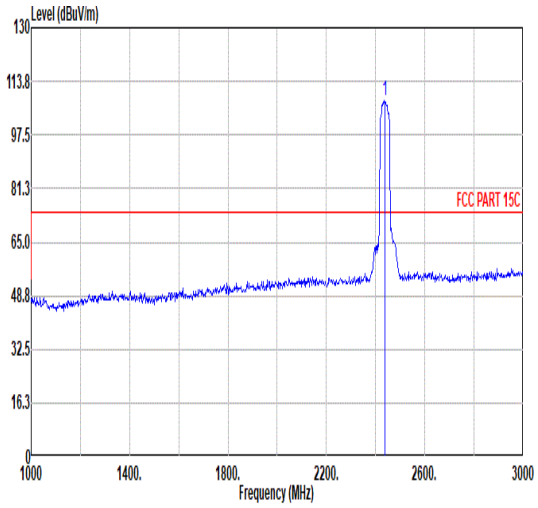 Freq Level Limit Line Over Limit Read Level Ant Factor Cable Loss Preamp Factor Aux Factor APos TPos Remark MHz dBuV/m dBuV/m dB dBuV dB/m dB dB dB cm deg 1 2437.00 107.82 ------ ------ 94.90 32.46 6.66 32.20 6.00 346 319 PEAK
Avg	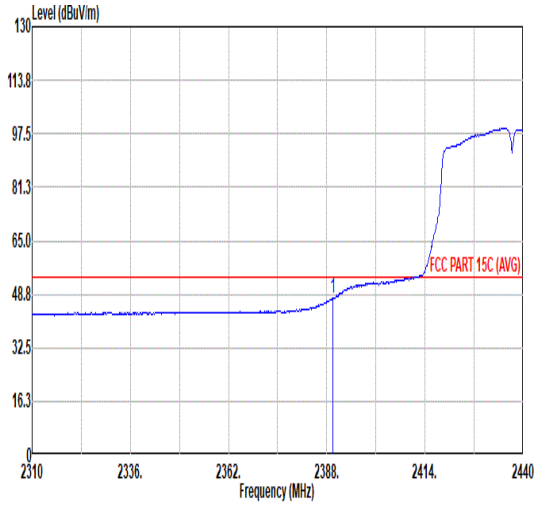 Freq Level Limit Line Over Limit Read Level Ant Factor Cable Loss Preamp Factor Aux Factor APos TPos Remark MHz dBuV/m dBuV/m dB dBuV dB/m dB dB dB cm deg 1 2389.56 47.76 54.00 -6.24 34.87 32.47 6.60 32.18 6.00 346 319 AVERAGE	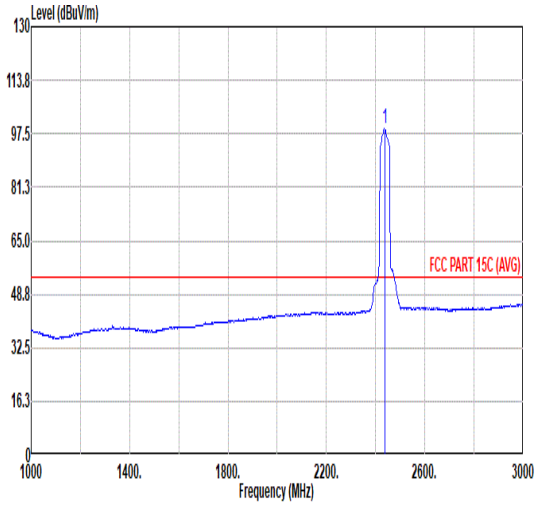 Freq Level Limit Line Over Limit Read Level Ant Factor Cable Loss Preamp Factor Aux Factor APos TPos Remark MHz dBuV/m dBuV/m dB dBuV dB/m dB dB dB cm deg 1 2437.00 99.24 ------ ------ 86.32 32.46 6.66 32.20 6.00 346 319 AVERAGE

Mode	20	
	Band Edge - R	
	2400-2483.5_802.11n HT40_CH6_2437MHz	
Pol.	Vertical	Fundamental
Peak	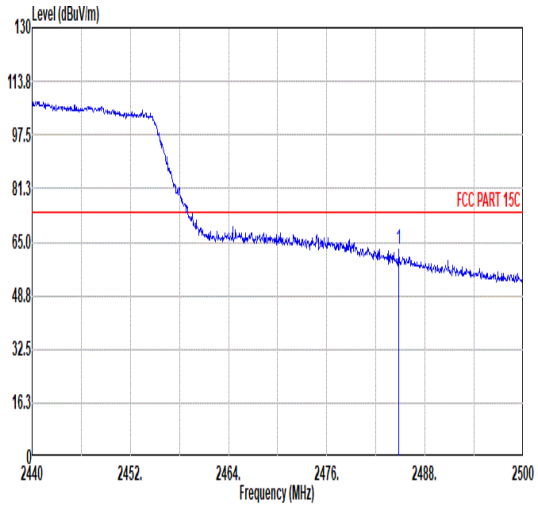 Freq Level Limit Line Over Limit Read Level Ant Factor Cable Loss Preamp Factor Aux Factor APos TPos Remark MHz dBuV/m dBuV/m dB dBuV dB/m dB dB dB cm deg 1 2484.82 62.98 74.00 -11.02 49.87 32.61 6.73 32.23 6.00 346 319 PEAK	Blank
Avg	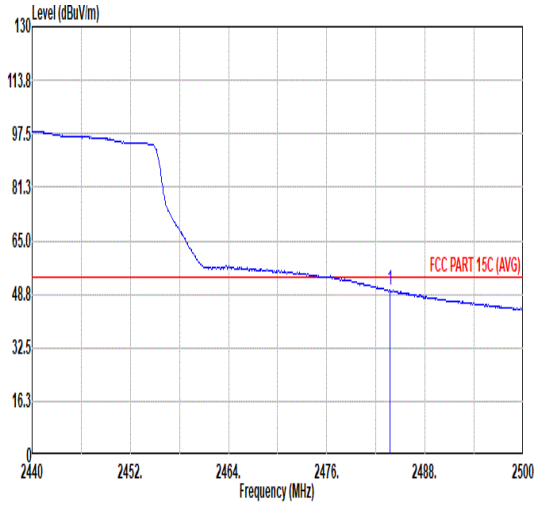 Freq Level Limit Line Over Limit Read Level Ant Factor Cable Loss Preamp Factor Aux Factor APos TPos Remark MHz dBuV/m dBuV/m dB dBuV dB/m dB dB dB cm deg 1 2483.68 49.92 54.00 -4.08 36.82 32.60 6.73 32.23 6.00 346 319 AVERAGE	Blank

Mode	20	
	Harmonic	
	2400-2483.5_802.11n HT40_CH6_2437MHz	
Pol.	Horizontal	Vertical
Peak Avg	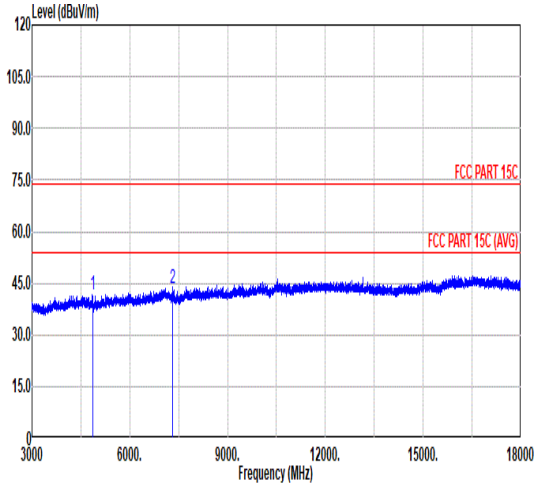 Freq Level Limit Line Over Limit Read Level Ant Factor Cable Loss Preamp Factor Aux Factor APos TPos Remark MHz dBuV/m dBuV/m dB dBuV dB/m dB dB dB cm deg 1 4874.00 41.81 74.00 -32.19 59.37 34.15 9.52 61.23 0.00 --- --- PEAK 2 7311.00 43.65 74.00 -30.35 56.99 35.70 11.69 60.73 0.00 --- --- PEAK	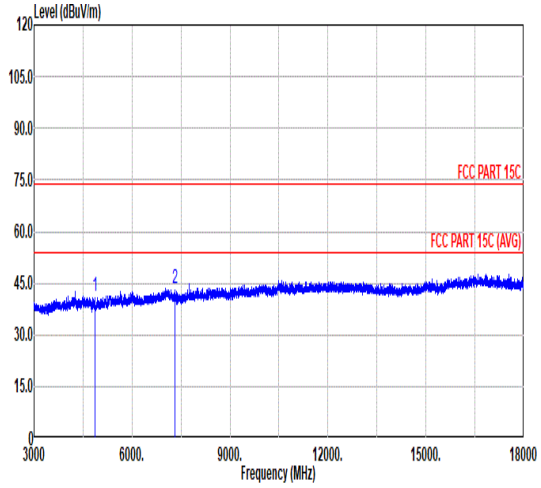 Freq Level Limit Line Over Limit Read Level Ant Factor Cable Loss Preamp Factor Aux Factor APos TPos Remark MHz dBuV/m dBuV/m dB dBuV dB/m dB dB dB cm deg 1 4874.00 41.23 74.00 -32.77 58.79 34.15 9.52 61.23 0.00 --- --- PEAK 2 7311.00 43.60 74.00 -30.40 56.94 35.70 11.69 60.73 0.00 --- --- PEAK

Mode	21	
	Band Edge - L	
	2400-2483.5_802.11n HT40_CH9_2452MHz	
Pol.	Horizontal	Fundamental
Peak	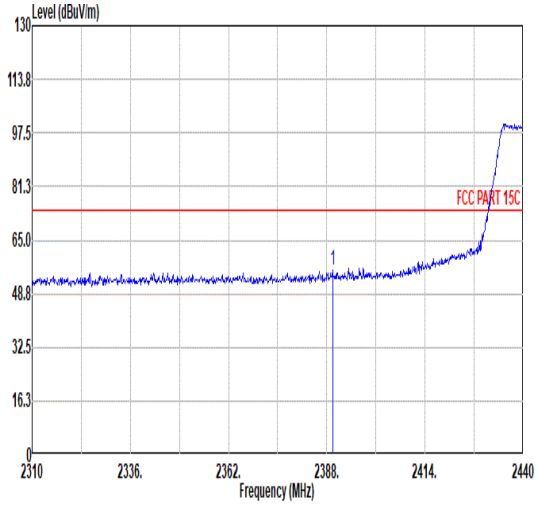 Freq Level Limit Line Over Limit Read Level Ant Factor Cable Loss Preamp Factor Aux Factor APos TPos Remark MHz dBuV/m dBuV/m dB dBuV dB/m dB dB dB cm deg 1 2389.56 55.73 74.00 -18.27 42.84 32.47 6.60 32.18 6.00 312 0 PEAK	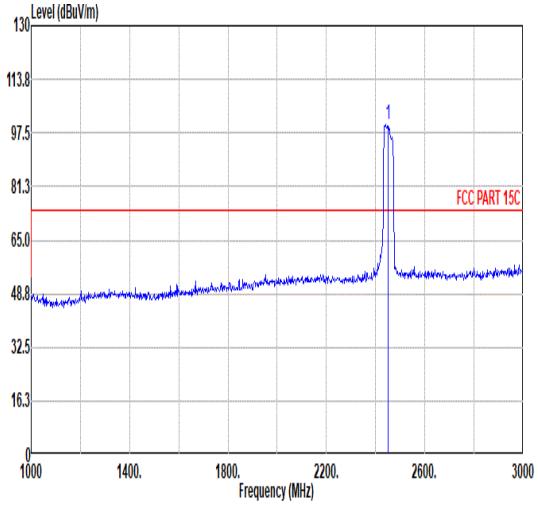 Freq Level Limit Line Over Limit Read Level Ant Factor Cable Loss Preamp Factor Aux Factor APos TPos Remark MHz dBuV/m dBuV/m dB dBuV dB/m dB dB dB cm deg 1 2452.00 99.96 ------ ------ 87.06 32.44 6.67 32.21 6.00 312 0 PEAK
Avg	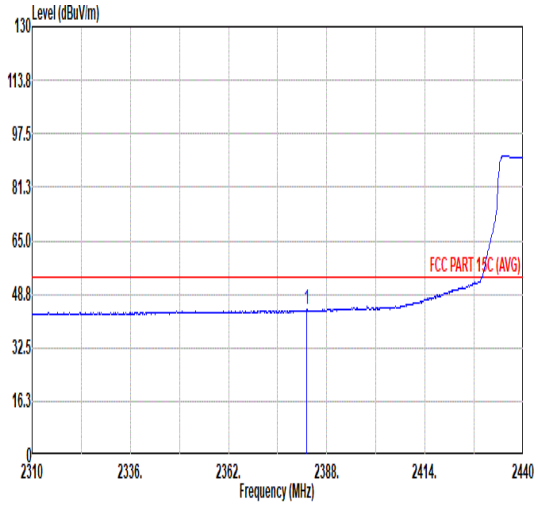 Freq Level Limit Line Over Limit Read Level Ant Factor Cable Loss Preamp Factor Aux Factor APos TPos Remark MHz dBuV/m dBuV/m dB dBuV dB/m dB dB dB cm deg 1 2382.67 44.12 54.00 -9.88 31.33 32.39 6.59 32.19 6.00 312 0 AVERAGE	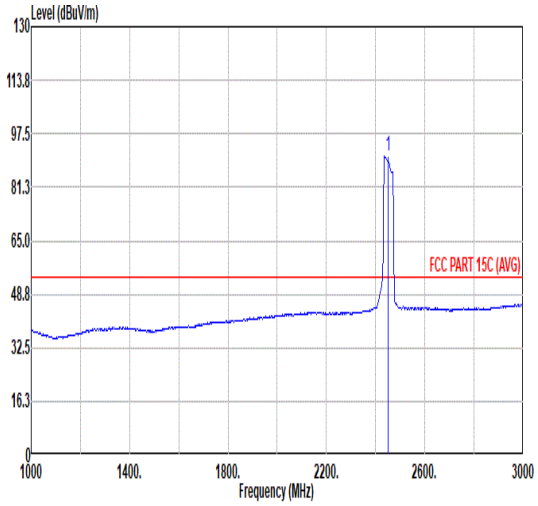 Freq Level Limit Line Over Limit Read Level Ant Factor Cable Loss Preamp Factor Aux Factor APos TPos Remark MHz dBuV/m dBuV/m dB dBuV dB/m dB dB dB cm deg 1 2452.00 90.73 ------ ------ 77.80 32.46 6.67 32.20 6.00 312 0 AVERAGE

Mode	21	
	Band Edge - R	
	2400-2483.5_802.11n HT40_CH9_2452MHz	
Pol.	Horizontal	Fundamental
Peak	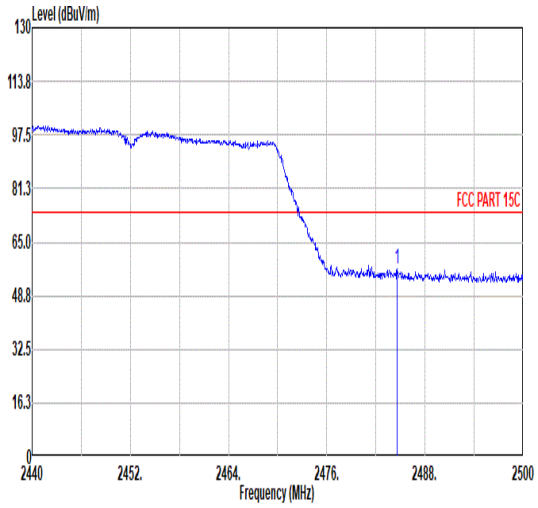 Freq Level Limit Line Over Limit Read Level Ant Factor Cable Loss Preamp Factor Aux Factor APos TPos Remark MHz dBuV/m dBuV/m dB dBuV dB/m dB dB dB cm deg 1 2484.58 56.77 74.00 -17.23 43.66 32.61 6.73 32.23 6.00 312 0 PEAK	Blank
Avg	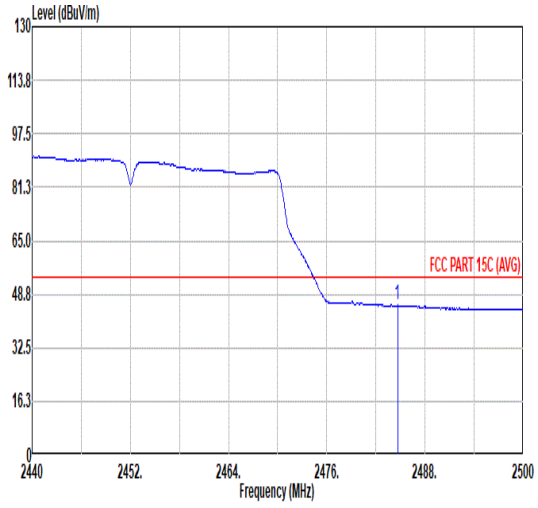 Freq Level Limit Line Over Limit Read Level Ant Factor Cable Loss Preamp Factor Aux Factor APos TPos Remark MHz dBuV/m dBuV/m dB dBuV dB/m dB dB dB cm deg 1 2484.64 45.54 54.00 -8.46 32.43 32.61 6.73 32.23 6.00 312 0 AVERAGE	Blank

Mode	21	
	Band Edge - L	
	2400-2483.5_802.11n HT40_CH9_2452MHz	
Pol.	Vertical	Fundamental
Peak	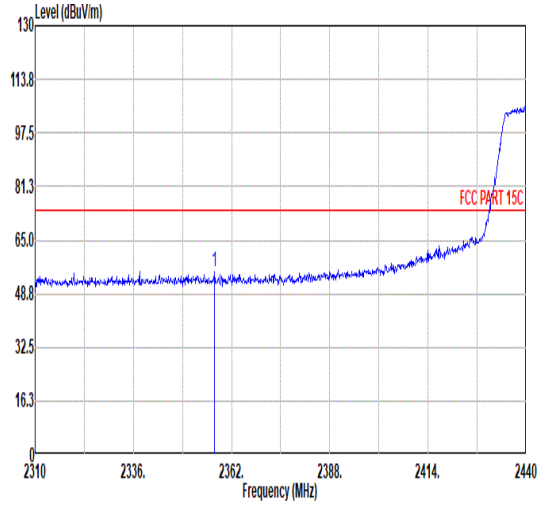 Freq Level Limit Line Over Limit Read Level Ant Factor Cable Loss Preamp Factor Aux Factor APos TPos Remark MHz dBuV/m dBuV/m dB dBuV dB/m dB dB dB cm deg 1 2357.45 55.64 74.00 -18.36 43.19 32.09 6.55 32.19 6.00 310 325 PEAK	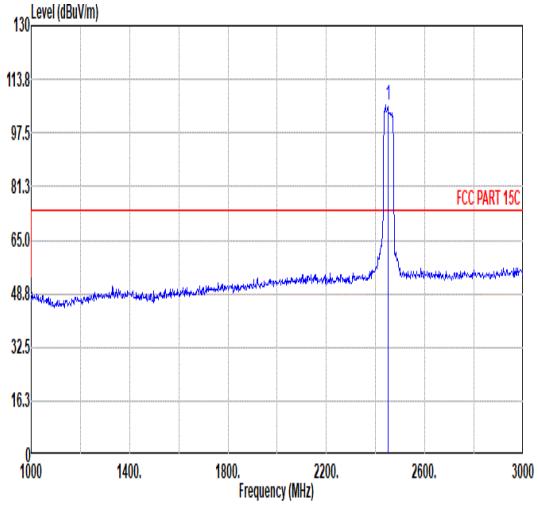 Freq Level Limit Line Over Limit Read Level Ant Factor Cable Loss Preamp Factor Aux Factor APos TPos Remark MHz dBuV/m dBuV/m dB dBuV dB/m dB dB dB cm deg 1 2452.00 105.83 ------ ------ 92.93 32.44 6.67 32.21 6.00 310 325 PEAK
Avg	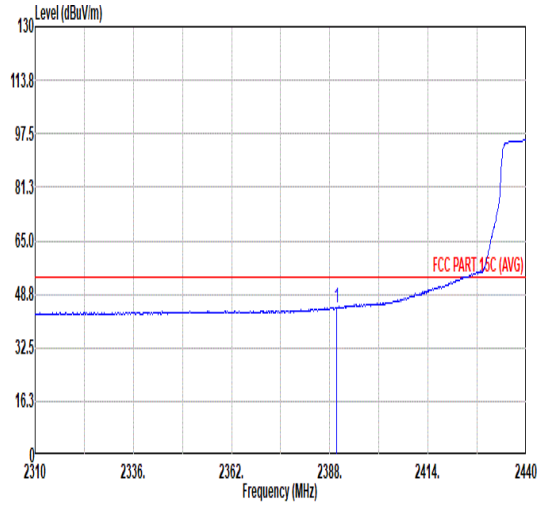 Freq Level Limit Line Over Limit Read Level Ant Factor Cable Loss Preamp Factor Aux Factor APos TPos Remark MHz dBuV/m dBuV/m dB dBuV dB/m dB dB dB cm deg 1 2389.82 44.81 54.00 -9.19 31.91 32.48 6.60 32.18 6.00 310 325 AVERAGE	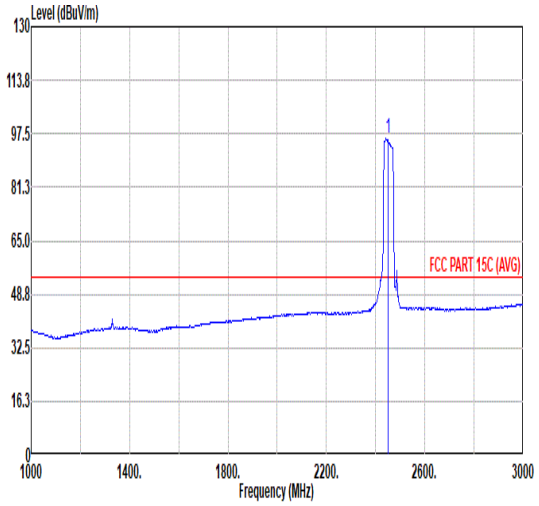 Freq Level Limit Line Over Limit Read Level Ant Factor Cable Loss Preamp Factor Aux Factor APos TPos Remark MHz dBuV/m dBuV/m dB dBuV dB/m dB dB dB cm deg 1 2452.00 96.03 ------ ------ 83.13 32.43 6.68 32.21 6.00 310 325 AVERAGE

Mode	21	
	Band Edge - R	
	2400-2483.5_802.11n HT40_CH9_2452MHz	
Pol.	Vertical	Fundamental
Peak	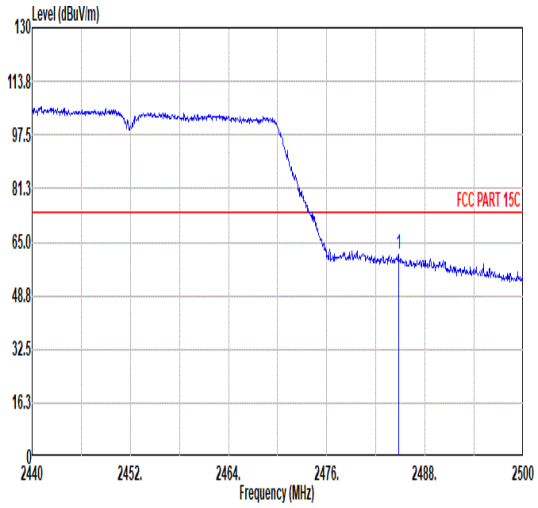 Freq Level Limit Line Over Limit Read Level Ant Factor Cable Loss Preamp Factor Aux Factor APos TPos Remark MHz dBuV/m dBuV/m dB dBuV dB/m dB dB dB cm deg 1 2484.76 61.35 74.00 -12.65 48.24 32.61 6.73 32.23 6.00 310 325 PEAK	Blank
Avg	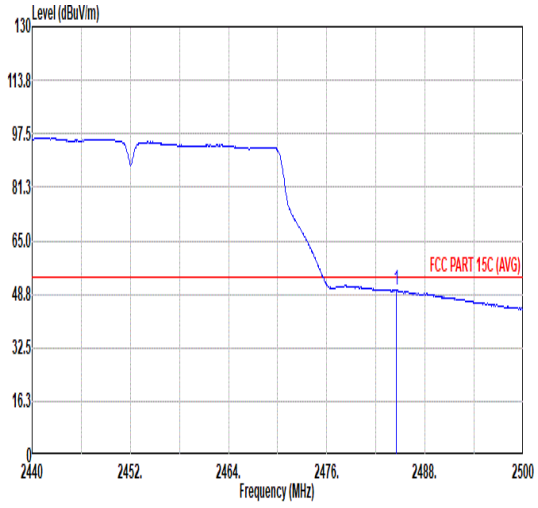 Freq Level Limit Line Over Limit Read Level Ant Factor Cable Loss Preamp Factor Aux Factor APos TPos Remark MHz dBuV/m dBuV/m dB dBuV dB/m dB dB dB cm deg 1 2484.52 50.04 54.00 -3.96 36.93 32.61 6.73 32.23 6.00 310 325 AVERAGE	Blank

Mode	21	
	Harmonic	
	2400-2483.5_802.11n HT40_CH9_2452MHz	
Pol.	Horizontal	Vertical
Peak Avg	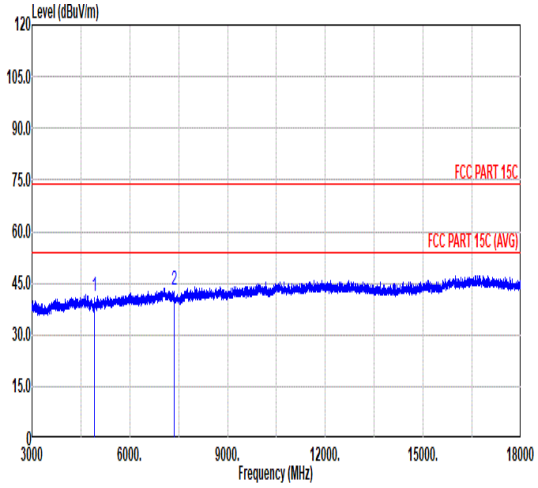 Freq Level Limit Line Over Limit Read Level Ant Factor Cable Loss Preamp Factor Aux Factor APos TPos Remark MHz dBuV/m dBuV/m dB dBuV dB/m dB dB dB cm deg 1 4904.00 41.39 74.00 -32.61 58.95 34.09 9.55 61.20 0.00 --- --- PEAK 2 7356.00 42.93 74.00 -31.07 56.35 35.70 11.71 60.83 0.00 --- --- PEAK	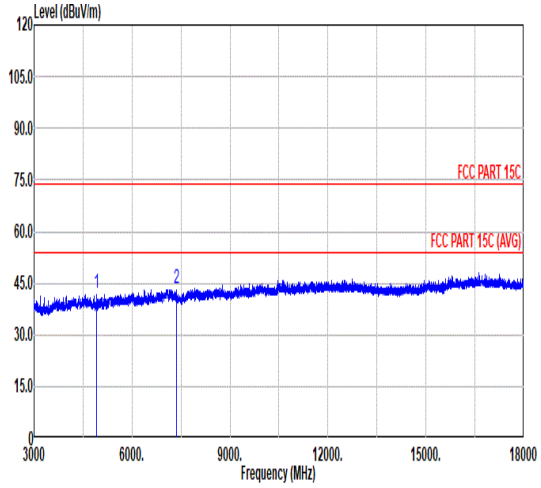 Freq Level Limit Line Over Limit Read Level Ant Factor Cable Loss Preamp Factor Aux Factor APos TPos Remark MHz dBuV/m dBuV/m dB dBuV dB/m dB dB dB cm deg 1 4904.00 42.13 74.00 -31.87 59.69 34.09 9.55 61.20 0.00 --- --- PEAK 2 7356.00 43.49 74.00 -30.51 56.91 35.70 11.71 60.83 0.00 --- --- PEAK

Mode	22	
	Band Edge	
	2400-2483.5_802.11n HT20_CH2_2417MHz	
Pol.	Horizontal	Fundamental
Peak	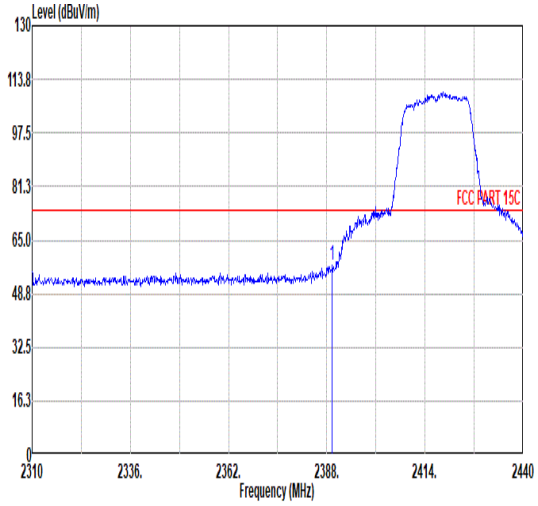 Freq Level Limit Line Over Limit Read Level Ant Factor Cable Loss Preamp Factor Aux Factor APos TPos Remark MHz dBuV/m dBuV/m dB dBuV dB/m dB dB dB cm deg 1 2389.43 57.33 74.00 -16.67 44.44 32.47 6.60 32.18 6.00 300 78 PEAK	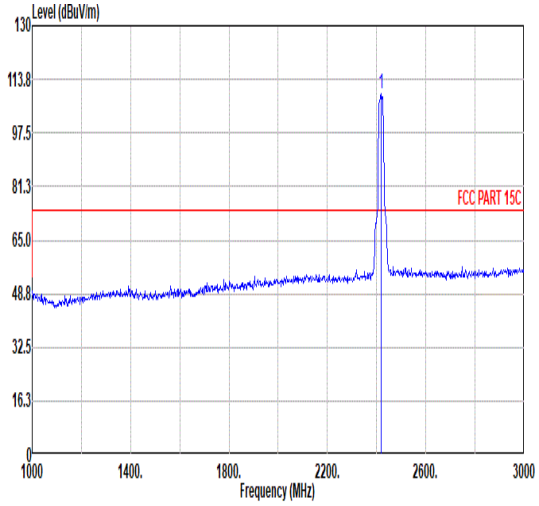 Freq Level Limit Line Over Limit Read Level Ant Factor Cable Loss Preamp Factor Aux Factor APos TPos Remark MHz dBuV/m dBuV/m dB dBuV dB/m dB dB dB cm deg 1 2417.00 109.29 ------ ------ 96.31 32.53 6.64 32.19 6.00 300 78 PEAK
Avg	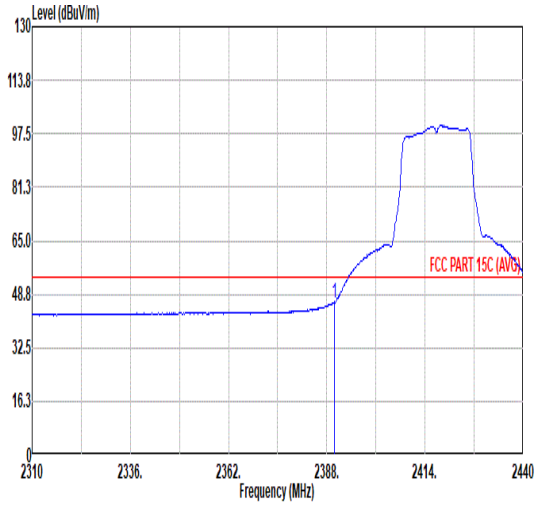 Freq Level Limit Line Over Limit Read Level Ant Factor Cable Loss Preamp Factor Aux Factor APos TPos Remark MHz dBuV/m dBuV/m dB dBuV dB/m dB dB dB cm deg 1 2389.95 46.32 54.00 -7.68 33.42 32.48 6.60 32.18 6.00 300 78 AVERAGE	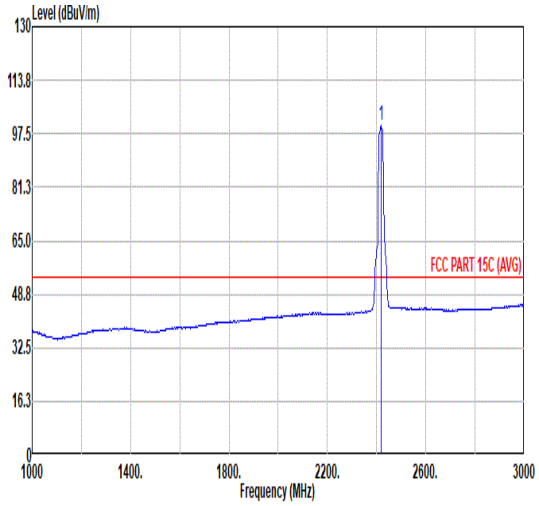 Freq Level Limit Line Over Limit Read Level Ant Factor Cable Loss Preamp Factor Aux Factor APos TPos Remark MHz dBuV/m dBuV/m dB dBuV dB/m dB dB dB cm deg 1 2417.00 99.83 ------ ------ 86.85 32.53 6.64 32.19 6.00 300 78 AVERAGE

Mode	22	
	Band Edge	
	2400-2483.5_802.11n HT20_CH2_2417MHz	
Pol.	Vertical	Fundamental
Peak	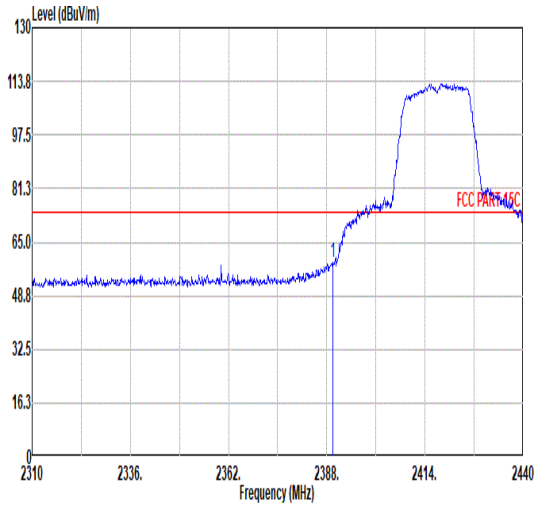 Freq Level Limit Line Over Limit Read Level Ant Factor Cable Loss Preamp Factor Aux Factor APos TPos Remark MHz dBuV/m dBuV/m dB dBuV dB/m dB dB dB cm deg 1 2389.56 59.01 74.00 -14.99 46.12 32.47 6.60 32.18 6.00 326 304 PEAK	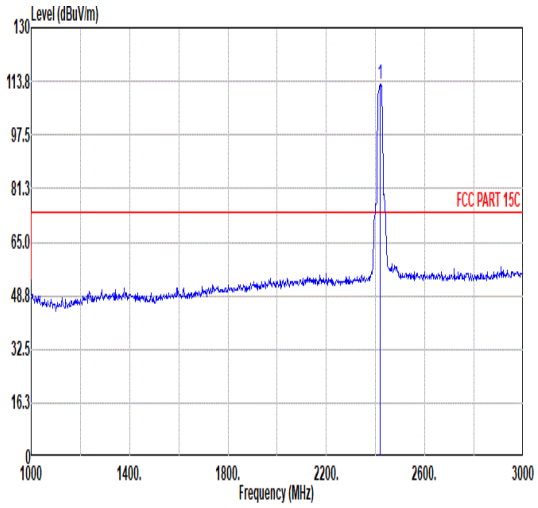 Freq Level Limit Line Over Limit Read Level Ant Factor Cable Loss Preamp Factor Aux Factor APos TPos Remark MHz dBuV/m dBuV/m dB dBuV dB/m dB dB dB cm deg 1 2417.00 112.93 ------ ------ 99.95 32.53 6.64 32.19 6.00 326 304 PEAK
Avg	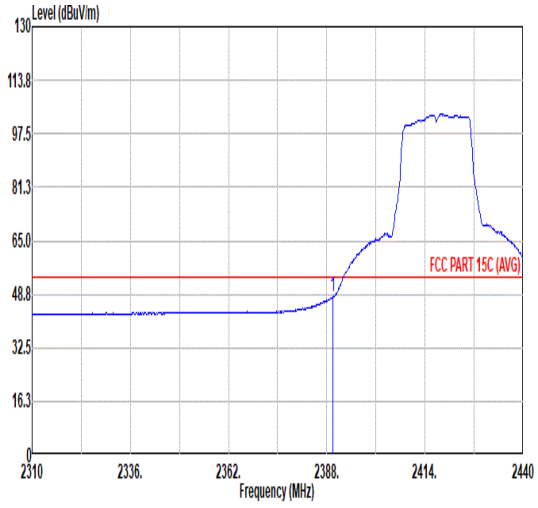 Freq Level Limit Line Over Limit Read Level Ant Factor Cable Loss Preamp Factor Aux Factor APos TPos Remark MHz dBuV/m dBuV/m dB dBuV dB/m dB dB dB cm deg 1 2389.69 48.19 54.00 -5.81 35.29 32.48 6.60 32.18 6.00 326 304 AVERAGE	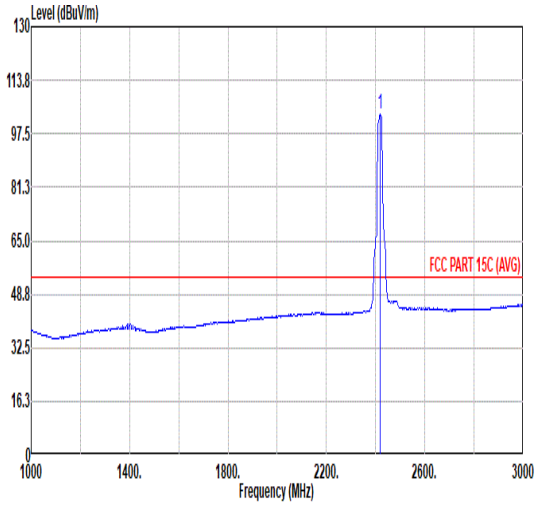 Freq Level Limit Line Over Limit Read Level Ant Factor Cable Loss Preamp Factor Aux Factor APos TPos Remark MHz dBuV/m dBuV/m dB dBuV dB/m dB dB dB cm deg 1 2417.00 103.43 ------ ------ 90.45 32.53 6.64 32.19 6.00 326 304 AVERAGE

Mode	22	
	Harmonic	
	2400-2483.5_802.11n HT20_CH2_2417MHz	
Pol.	Horizontal	Vertical
Peak Avg	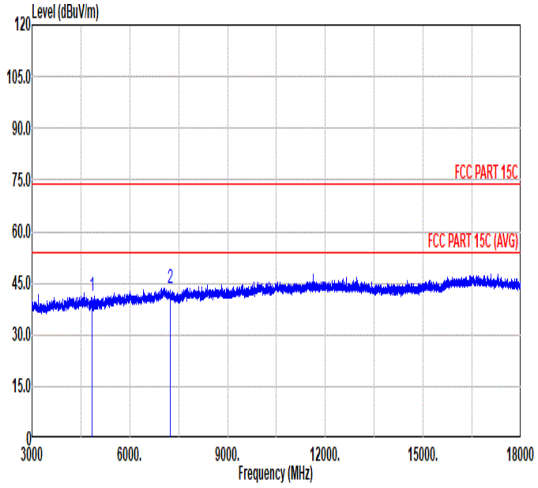 Freq Level Limit Line Over Limit Read Level Ant Factor Cable Loss Preamp Factor Aux Factor APos TPos Remark MHz dBuV/m dBuV/m dB dBuV dB/m dB dB dB cm deg 1 4834.00 41.36 74.00 -32.64 58.94 34.20 9.48 61.26 0.00 --- --- PEAK 2 7251.00 43.46 74.00 -30.54 56.78 35.60 11.67 60.59 0.00 --- --- PEAK	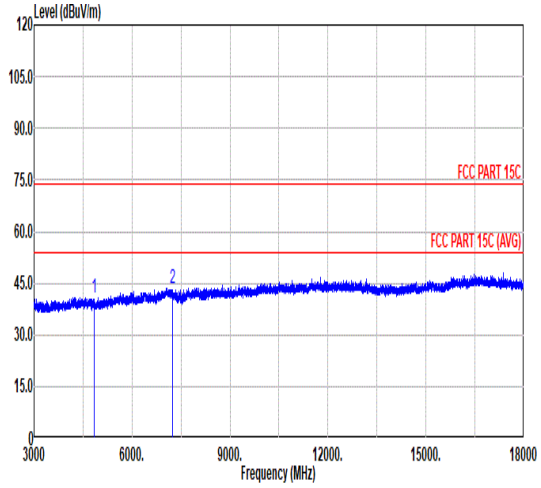 Freq Level Limit Line Over Limit Read Level Ant Factor Cable Loss Preamp Factor Aux Factor APos TPos Remark MHz dBuV/m dBuV/m dB dBuV dB/m dB dB dB cm deg 1 4834.00 40.90 74.00 -33.10 58.48 34.20 9.48 61.26 0.00 --- --- PEAK 2 7251.00 43.62 74.00 -30.38 56.94 35.60 11.67 60.59 0.00 --- --- PEAK

Mode	13	
	18G-25G	
	2400-2483.5_802.11g_CH01_2412MHz	
Pol.	Horizontal	Vertical
Peak Avg	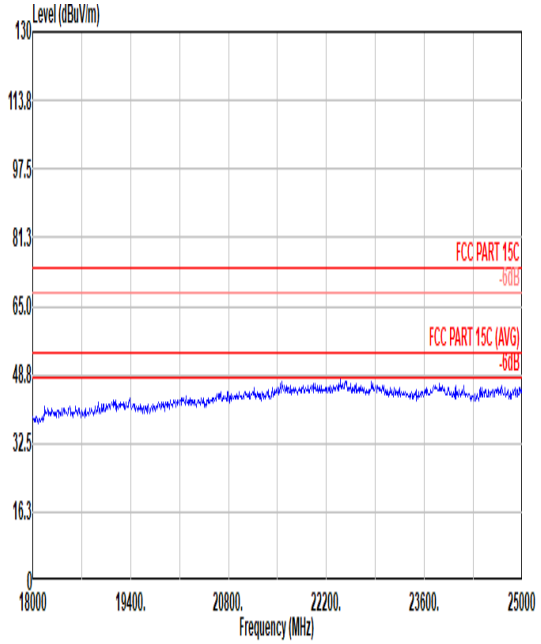	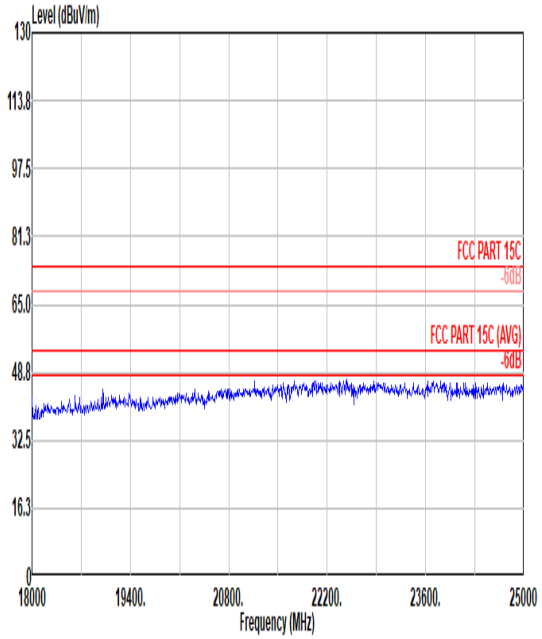

Mode	13	
	30M-1G	
	2400-2483.5_802.11g_CH01_2412MHz	
Pol.	Horizontal	Vertical
Peak	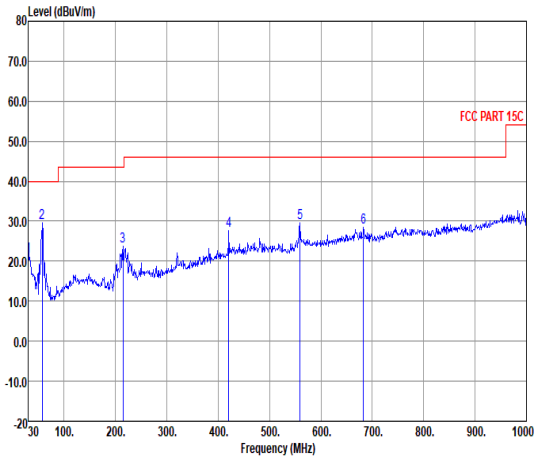	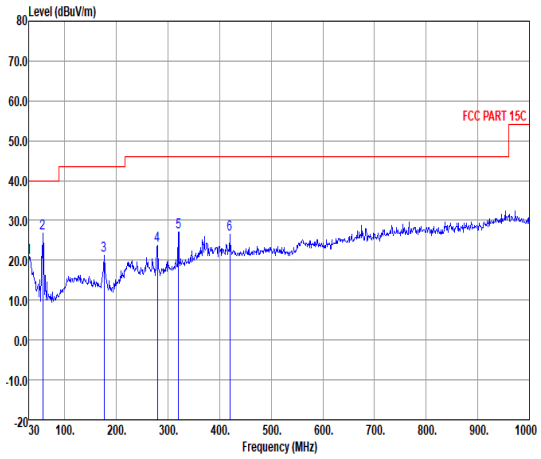

	Freq	Level	Limit Line	Over Limit	ReadLevel	Antenna Factor	Cable Loss	Preamp Factor	Aux Factor	A/Pos	T/Pos	Remark
	MHz	dBuV/m	dBuV/m	dB	dBuV	dB/m	dB	dB	dB	cm	deg	
1	30.00	21.20	40.00	-18.80	28.94	24.57	0.71	33.02	0.00	---	---	Peak
2	57.16	29.58	40.00	-10.42	48.27	13.10	1.12	32.91	0.00	---	---	Peak
3	214.30	23.76	43.50	-19.74	38.07	16.28	2.23	32.82	0.00	---	---	Peak
4	420.91	27.73	46.00	-18.27	35.50	22.03	3.13	32.93	0.00	---	---	Peak
5	559.62	29.58	46.00	-16.42	33.99	25.08	3.61	33.10	0.00	---	---	Peak
6	682.81	28.35	46.00	-17.65	32.16	25.23	3.99	33.03	0.00	---	---	Peak

	Freq	Level	Limit Line	Over Limit	ReadLevel	Antenna Factor	Cable Loss	Preamp Factor	Aux Factor	A/Pos	T/Pos	Remark
	MHz	dBuV/m	dBuV/m	dB	dBuV	dB/m	dB	dB	dB	cm	deg	
1	30.00	20.60	40.00	-19.40	28.34	24.57	0.71	33.02	0.00	---	---	Peak
2	57.16	26.66	40.00	-13.34	45.35	13.10	1.12	32.91	0.00	---	---	Peak
3	176.47	21.12	43.50	-22.38	36.05	15.89	2.01	32.83	0.00	---	---	Peak
4	279.29	23.85	46.00	-22.15	35.15	18.95	2.55	32.80	0.00	---	---	Peak
5	320.03	27.21	46.00	-18.79	37.58	19.77	2.72	32.86	0.00	---	---	Peak
6	419.94	26.40	46.00	-19.60	34.17	22.02	3.13	32.92	0.00	---	---	Peak

Appendix D. Duty Cycle Plots

Band	Duty Cycle(%)	T(ms)	1/T(kHz)	VBW Setting
802.11b	99.36	-	-	10Hz
802.11g	98.26	-	-	10Hz
802.11n HT20	97.77	1.9058	0.5247	0.6kHz
802.11n HT40	94.89	0.9420	1.0615	1.1kHz

802.11b

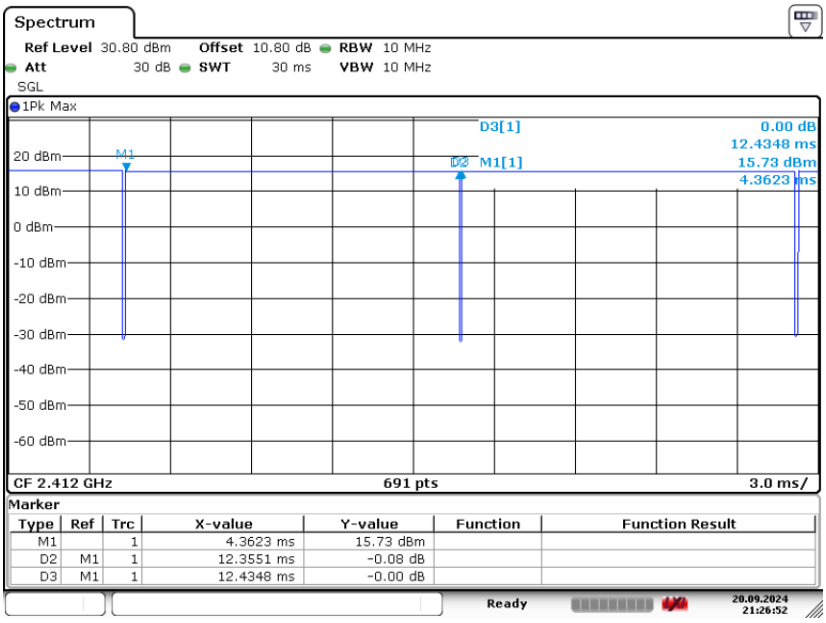

802.11g

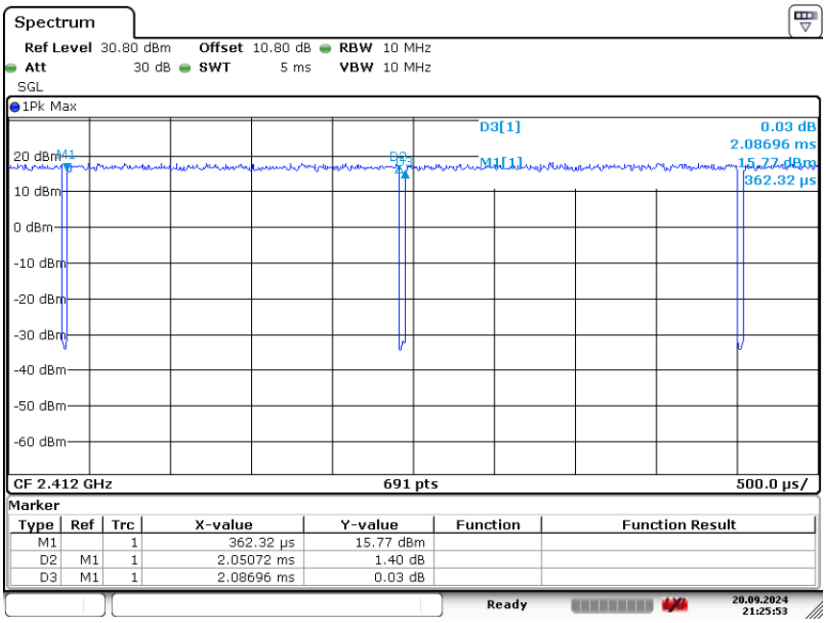

802.11n HT20

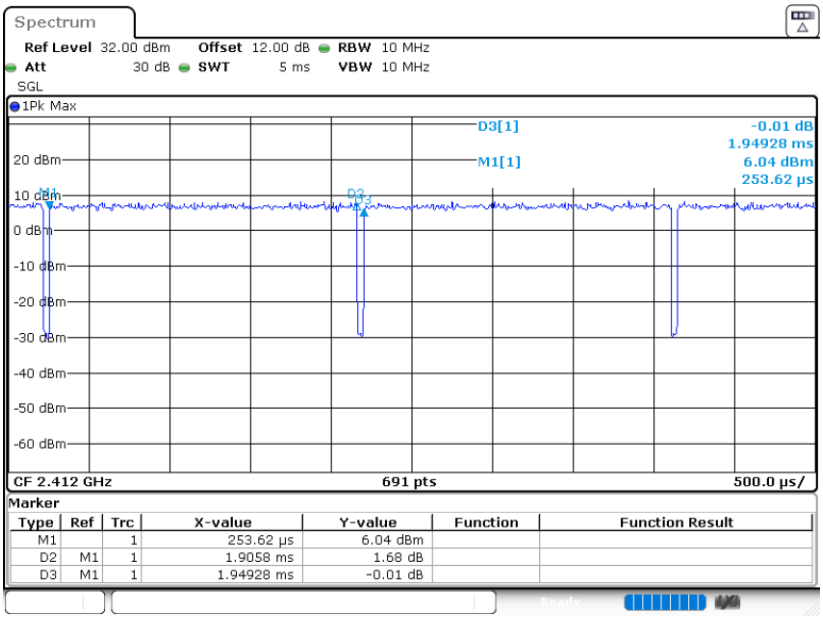

802.11n HT40

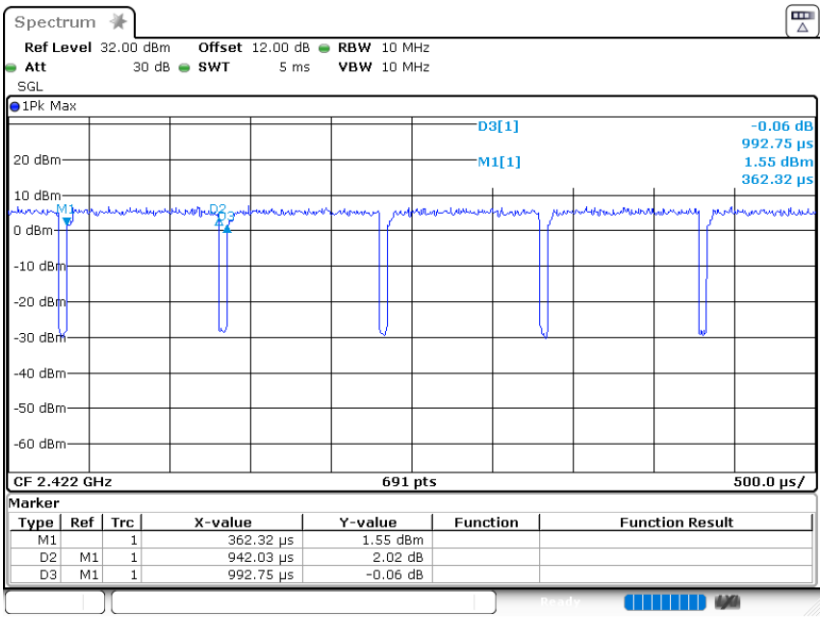
Spectrum
Ref Level 32.00 dBm Offset 12.00 dB RBW 10 MHz
Att 30 dB SWT 5 ms VBW 10 MHz
SGL
1Pk Max
D3[1] -0.06 dB
992.75 µs
M1[1] 1.55 dBm
362.32 µs
20 dBm
10 dBm
0 dBm
-10 dBm
-20 dBm
-30 dBm
-40 dBm
-50 dBm
-60 dBm
CF 2.422 GHz 691 pts 500.0 µs/
Marker
Type Ref Trc X-value Y-value Function Function Result
M1 1 362.32 µs 1.55 dBm
D2 M1 1 942.03 µs 2.02 dB
D3 M1 1 992.75 µs -0.06 dB