



Photographs of EUT Setup and Antenna Location

The photographs of EUT and setup for SAR testing are shown as follows.




Antenna	To Top Side (mm)	To Bottom Side (mm)	To Left Side (mm)	To Right Side (mm)
WLAN/BT Main Ant 0	19.81	112.60	146.17	20.00



Antenna	To Front Side (mm)	To Rear Side (mm)
WLAN/BT Main Ant 0	10.38	10.30

<Photographs of Extremity SAR Test Setup>



Front Face of EUT Tested at 0 mm



Rear Face of EUT Tested at 0 mm



Left Side of EUT Tested at 0 mm



Right Side of EUT Tested at 0 mm



Top Side of EUT Tested at 0 mm



Bottom of Laptop Mode Tested at 0 mm