



PHOTOGRAPHS OF THE TEST CONFIGURATION

CONDUCTED EMISSION TEST



CONDUCTED EMISSION TEST
(For WLAN 2.4GHz, Bluetooth EDR, Bluetooth LE)

<Frequency Range 30MHz ~ 1GHz>





A D T

<Frequency Range above 1GHz >





RADIATED EMISSION TEST

(For WLAN 5GHz)

(5180-5240MHz, 5260-5320MHz, 5500 ~ 5700MHz)

<Frequency Range 30MHz ~ 1GHz>



<Frequency Range above 1GHz >





RADIATED EMISSION TEST

(For WLAN 5GHz)

(5745-5805MHz)

<Frequency Range 30MHz ~ 1GHz>



<Frequency Range above 1GHz >





A D T

RADIATED EMISSION TEST (For NFC)

