


## PHOTOGRAPHS OF THE TEST CONFIGURATION

### CONDUCTED EMISSION TEST




RADIATED EMISSION TEST BELOW 1GHz  
(X-Plane)









RADIATED EMISSION TEST BELOW 1GHz  
(Y-Plane)






RADIATED EMISSION TEST BELOW 1GHz  
(Z-Plane)







RADIATED EMISSION TEST ABOVE 1GHz  
(X-Plane)








RADIATED EMISSION TEST ABOVE 1GHz  
(Y-Plane)








RADIATED EMISSION TEST ABOVE 1GHz  
(Z-Plane)





## RADIATED EMISSION TEST 30MHz~1GHz (NFC)





RADIATED EMISSION TEST BELOW 30MHz  
(NFC)




ERP POWER TEST  
(X-Plane)








# EIRP POWER TEST (Y-Plane)





EIRP POWER TEST  
(Z-Plane)







### DFS Test

**Set UUT as Client without radar detection mode (Radar injected into Master)**

