


Appendix D. Photographs of EUT and Setup

The setup photographs for SAR testing are shown as follows.



FCC SAR Test Report

<Photographs of EUT>



FCC SAR Test Report

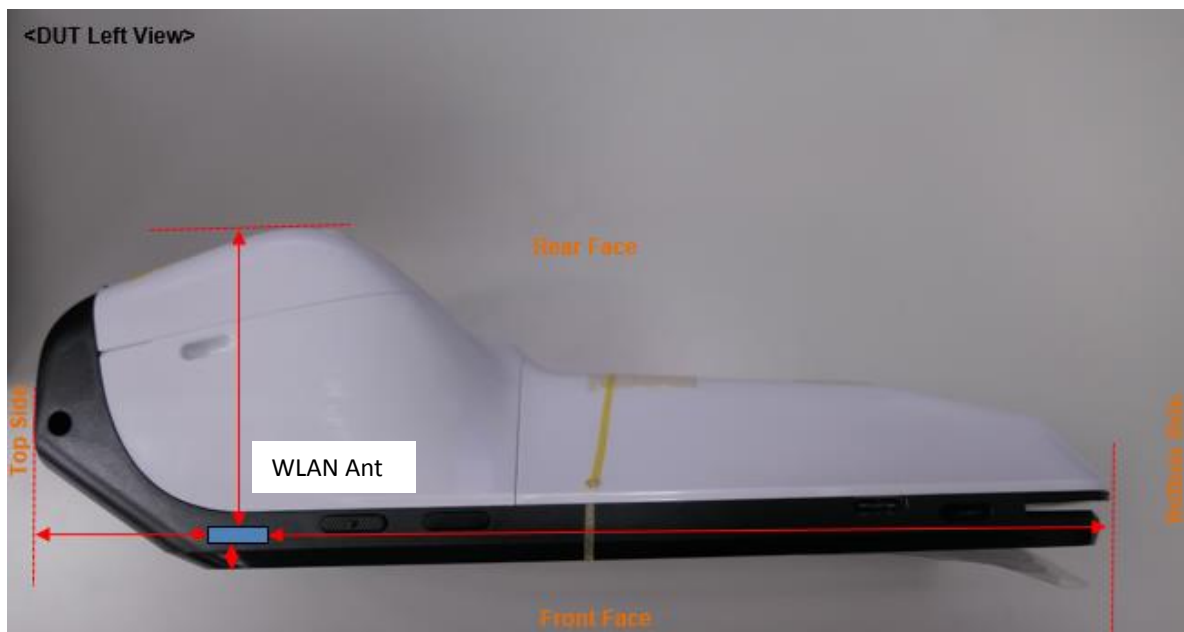
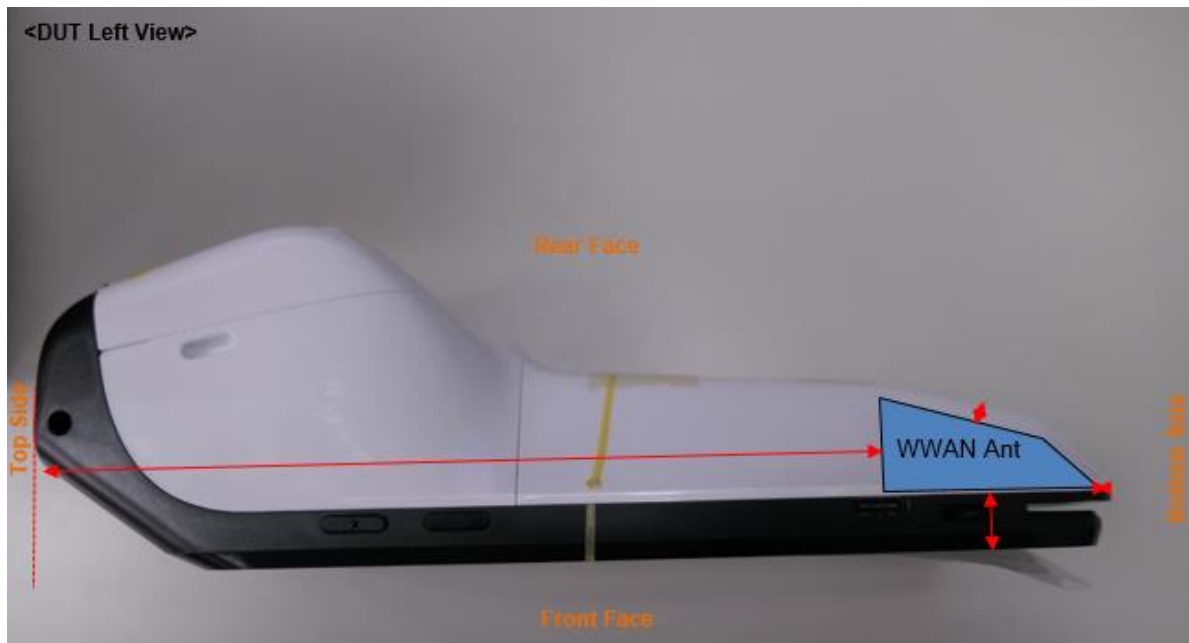
<Antenna Location>



The separation distance for antenna to edge:

Antenna	To Front Face (mm)	To Rear Face (mm)	To Top Side (mm)	To Bottom Side (mm)	To Left Side (mm)	To Right Side (mm)
WWAN	9.825	1.8	160.5	3.46	27	3.51
WLAN / BT	2.5	53.15	27.17	148.26	4.55	53.3

FCC SAR Test Report



The separation distance for antenna to edge:

Antenna	To Front Face (mm)	To Rear Face (mm)	To Top Side (mm)	To Bottom Side (mm)	To Left Side (mm)	To Right Side (mm)
WWAN	9.825	1.8	160.5	3.46	27	3.51
WLAN / BT	2.5	53.15	27.17	148.26	4.55	53.3

FCC SAR Test Report


<Photographs of SAR Setup>



Extremity - Front Face of EUT at 0 mm



Extremity - Rear Face of EUT at 0 mm



Extremity - Left Side of EUT at 0 mm



Extremity - Right Side of EUT at 0 mm



Extremity - Bottom Side of EUT at 0 mm

