



PHOTOGRAPHS OF THE TEST CONFIGURATION

CONDUCTED EMISSION TEST





RADIATED EMISSION TEST BELOW 1GHz
(X-Plane)







RADIATED EMISSION TEST BELOW 1GHz
(Y-Plane)







RADIATED EMISSION TEST BELOW 1GHz
(Z-Plane)







RADIATED EMISSION TEST ABOVE 1GHz
(X-Plane)






RADIATED EMISSION TEST ABOVE 1GHz
(Y-Plane)





RADIATED EMISSION TEST ABOVE 1GHz
(Z-Plane)






RADIATED EMISSION TEST 30MHz~1GHz
(NFC)




RADIATED EMISSION TEST BELOW 30MHz
(NFC)





ERP POWER TEST
(X-Plane)






EIRP POWER TEST
(X-Plane)





EIRP POWER TEST
(Z-Plane)





DFS Test

Set UUT as Client without radar detection mode (Radar injected into Master)

