


Appendix D. Photographs of EUT and Setup

The setup photographs for SAR testing are shown as follows.

FCC SAR Test Report


<Photographs of EUT>



FCC SAR Test Report

<Antenna Location>

<DUT Front View>





<DUT Rear View>



The separation distance for antenna to edge:

Antenna	To Top Side (mm)	To Bottom Side (mm)	To Left Side (mm)	To Right Side (mm)
WWAN-0	160.57	2.95	9.89	3.45
WLAN-0 / BT	27.17	148.26	3.75	52.6







FCC SAR Test Report



The separation distance for antenna to edge:

Antenna	To Front Side (mm)	To Rear Side (mm)	To Top Side (mm)	To Bottom Side (mm)	To Left Side (mm)	To Right Side (mm)
WWAN Ant	9.43	1.8	160.57	2.95	9.89	3.45
WLAN / BT Ant	2.1	53.15	27.17	148.26	3.75	52.6

<Photographs of SAR Setup>

	
<p>Extremity - Front Face of EUT at 0 mm</p>	<p>Extremity - Rear of EUT at 0 mm</p>
	
<p>Extremity - Left Side of EUT at 0 mm</p>	<p>Extremity - Right Side of EUT at 0 mm</p>
	
<p>Extremity - Bottom Side of EUT at 0 mm</p>	