




PHOTOGRAPHS OF THE TEST CONFIGURATION

CONDUCTED EMISSION TEST




RADIATED EMISSION TEST BELOW 1GHz
(X-Plane)






RADIATED EMISSION TEST BELOW 1GHz
(Y-Plane)







RADIATED EMISSION TEST BELOW 1GHz
(Z-Plane)







RADIATED EMISSION TEST ABOVE 1GHz
(X-Plane)







RADIATED EMISSION TEST ABOVE 1GHz
(Y-Plane)






RADIATED EMISSION TEST ABOVE 1GHz
(Z-Plane)





RADIATED EMISSION TEST 30MHz~1GHz
(NFC)



RADIATED EMISSION TEST BELOW 30MHz (NFC)




ERP POWER TEST
(X-Plane)





EIRP POWER TEST
(X-Plane)





EIRP POWER TEST
(Z-Plane)

