

## B.1 Conducted Emission Measurement

Test Mode: Charge (EUT link to AC adapter)



FRONT VIEW



BACK VIEW

Test Mode: Charge (EUT's battery link to AC adapter)



FRONT VIEW




BACK VIEW


## B.2 Radiated Measurement at Chamber

Frequency Below to 1GHz


Charge Mode (EUT link to AC adapter)




Charge Mode (EUT's battery link to AC adapter)




TX Mode: EUT on Lie



TX Mode: EUT on Side




TX Mode: EUT on Stand



Frequency Above to 1GHz


TX Mode: EUT on Lie



TX Mode: EUT on Side



TX Mode: EUT on Stand



## B.3 RF Conducted Measurement

