

10.PHOTOGRAPHS

10.1.Photos of Radiated Measurement at Semi-Anechoic Chamber

10.1.1. Frequency Range 30MHz~1GHz

Position: Stand



FRONT VIEW OF RADIATED MEASUREMENT



BACK VIEW OF RADIATED MEASUREMENT

Position: Side



FRONT VIEW OF RADIATED MEASUREMENT




BACK VIEW OF RADIATED MEASUREMENT

Position: Lie



FRONT VIEW OF RADIATED MEASUREMENT



BACK VIEW OF RADIATED MEASUREMENT

10.1.2. Frequency Above 1GHz

Position: Stand



FRONT VIEW OF RADIATED MEASUREMENT




BACK VIEW OF RADIATED MEASUREMENT

Position: Side



FRONT VIEW OF RADIATED MEASUREMENT



BACK VIEW OF RADIATED MEASUREMENT

Position: Lie




FRONT VIEW OF RADIATED MEASUREMENT




BACK VIEW OF RADIATED MEASUREMENT


10.2. Photo of 6dB Bandwidth Measurement



10.3. Photo of Maximum Peak Output Measurement



10.4. Photo of Emission Limitations Measurement



10.5. Photo of Power Spectral Density Measurement

