

# Futaba

FUTABA Corporation  
 Hobby Development Section  
 Engineering Department  
 System Solution Business Center  
 1080 Yabutsuka Chosei-mura, Chosei-gun,  
 Chiba-ken, 299-4395, Japan



## Letter of Class II Permissive Change

Date: June 21, 2019

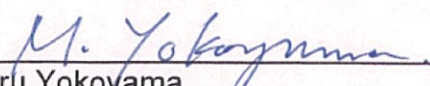
Subject: Class II Permissive Change for FCC ID and IC

To whom it may concern:

We Futaba Corporation hereby declare that FCC ID: AZP-R7108SB-24G (Date of Grant: 12/19/2018); IC: 2914D-R7108SB (Approval Date: 12/19/2018) is applied C2PC for to add a new antenna, reducing output power and change some component information or value (see following list Remark 3), otherwise includes RF schematic are identical. The differences between this application and original's ID as clarify in following list.

Item	Original		Class II Change Permissive	
Model	R7108SB		R7108SB	
FVIN	R7108SB_V1.000_01		R7108SB_V1.000_01	
Output Power	0.0056W		0.0037W	
Antenna Part Number	JA1R0227A		ANTB24-104A0	
Manufacture	Wanshih Electronic Co., Ltd.		SANSEI ELECTRIC CO., LTD	
Antenna	2.4GHz Ant A	2.4GHz Ant B	2.4GHz Ant A	2.4GHz Ant B
Antenna Type	1/4λ Antenna, 150mm	1/4λ Antenna, 150mm	1/4λ Antenna, 174mm	1/4λ Antenna, 174mm
Antenna Gain	-5.16dBi	-5.16dBi	2.10dBi	2.10dBi
PCB Board				
Remark	<p>(1)The reason of component F1001 changed is cost down. (TBF-2012 → LFB212G45CG1B982)</p> <p>(2)The reason of component R1005 changed is following with the F1001. (10Ω → 5.1Ω)</p> <p>(3)The reason of capacitance and inductance value changed to reduce output power, the firmware is the same.</p> <p>①To add a resistor R1003 10Ω.</p> <p>②To change inductor L1006 from 15nH to 0Ω.</p> <p>③To change resistor R1005 from 5.1Ω to 10Ω.</p>			

Sincerely,

  
 Masaru Yokoyama  
 Engineering Department Manager  
 Futaba Corporation