


B.1 Conducted Emission Measurement




FRONT VIEW



BACK VIEW


Zoom View




B.2 Radiated Measurement at Chamber

Frequency below 1GHz


For ANT-2.4-CW-RH-RPS Antenna




EUT on Lie, Zoom View




For ANT-2.4-WRT-RPS Antenna



For TNH 2450 RP Antenna




For ANTB24-073A0 Antenna




EUT on Lie, Zoom View




Frequency above 1GHz
For ANT-2.4-CW-RH-RPS Antenna




EUT on Lie, Zoom View



For ANT-2.4-WRT-RPS Antenna




For TNH 2450 RP Antenna



For ANTB24-073A0 Antenna



EUT on Lie, Zoom View



B.3 RF Conducted Measurement

