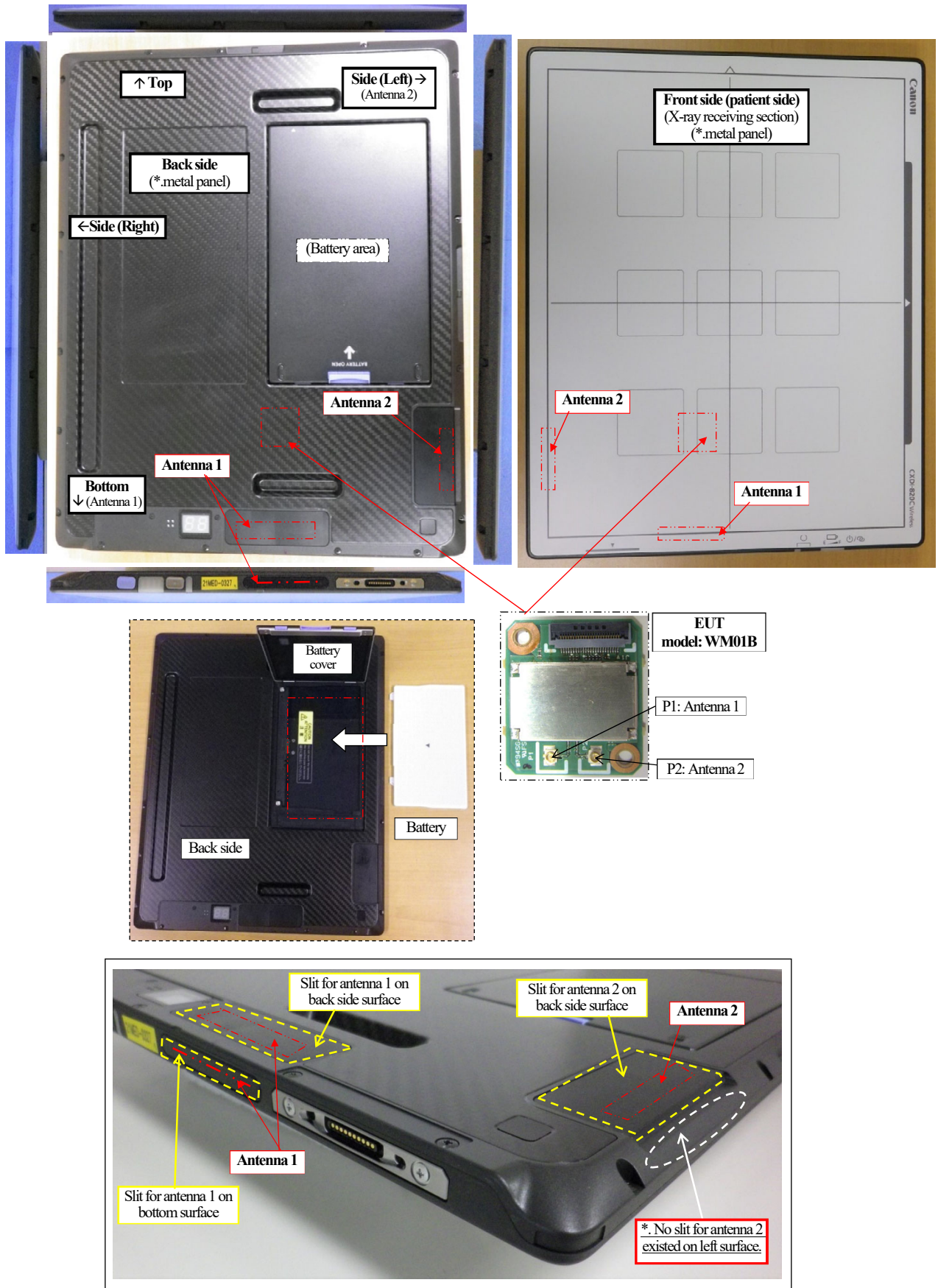
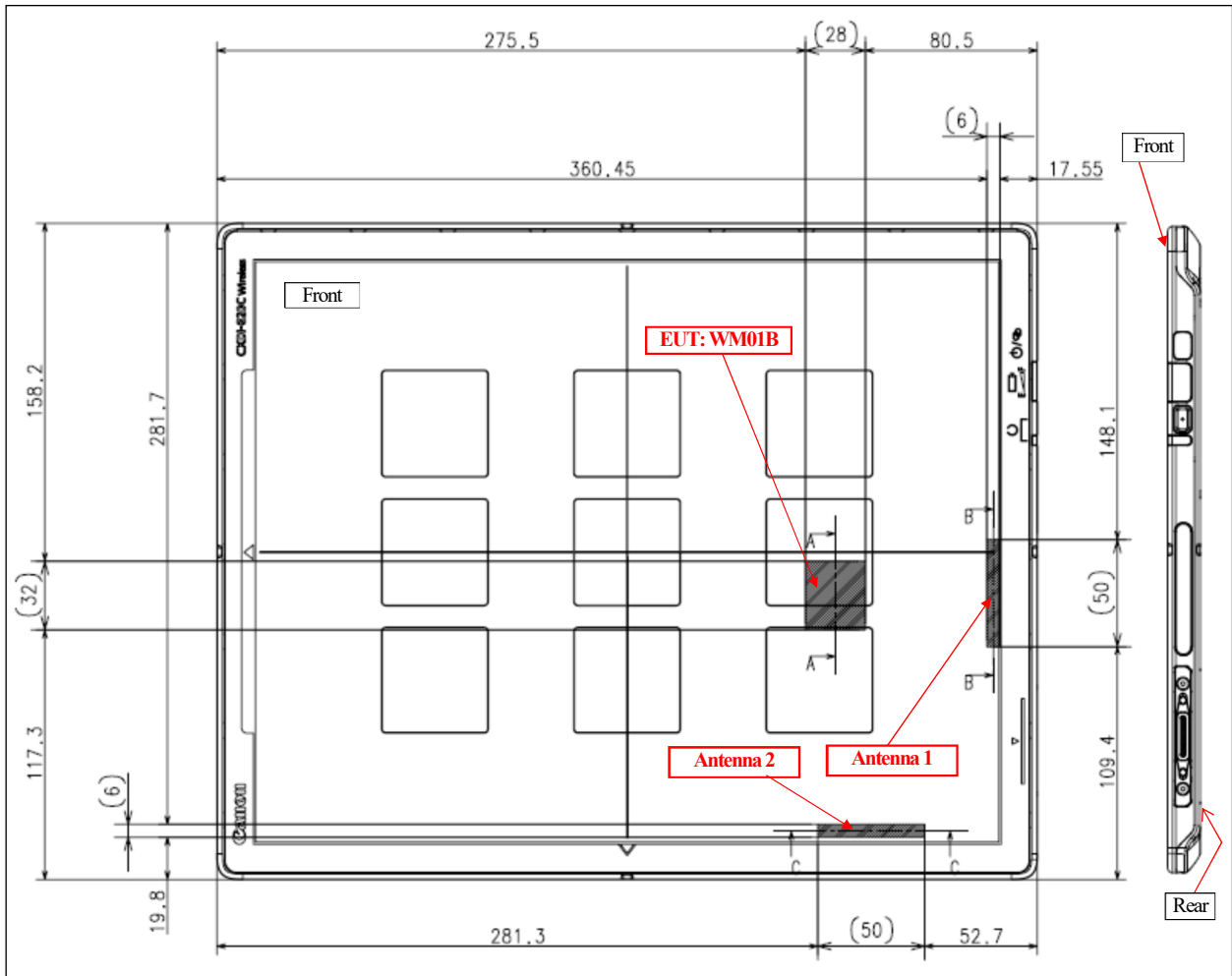
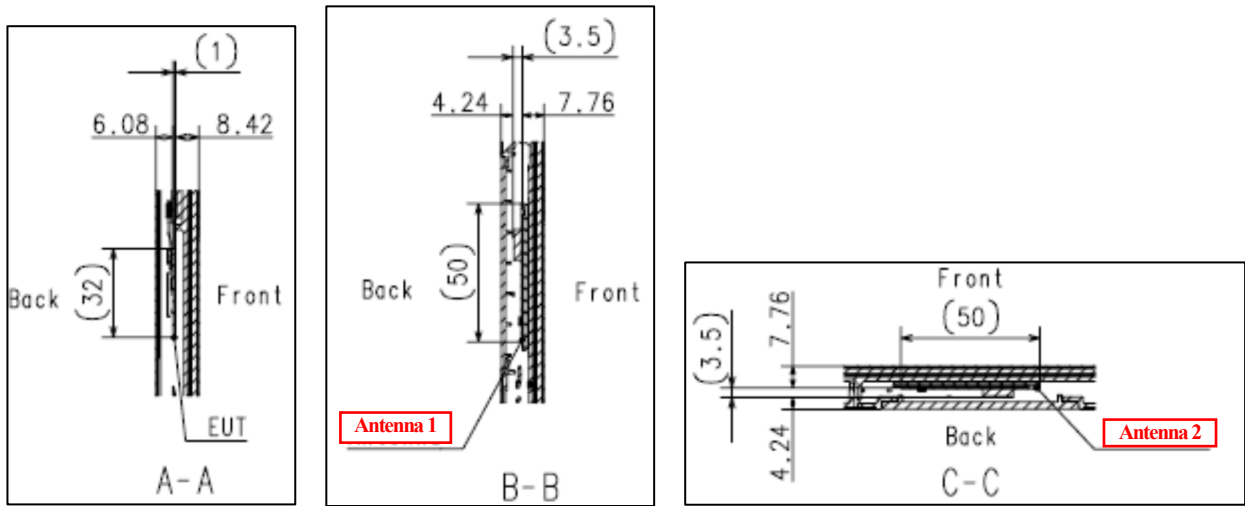


APPENDIX 1: Photographs of test setup

Appendix 1-1: Photograph of host platform, EUT and antenna position

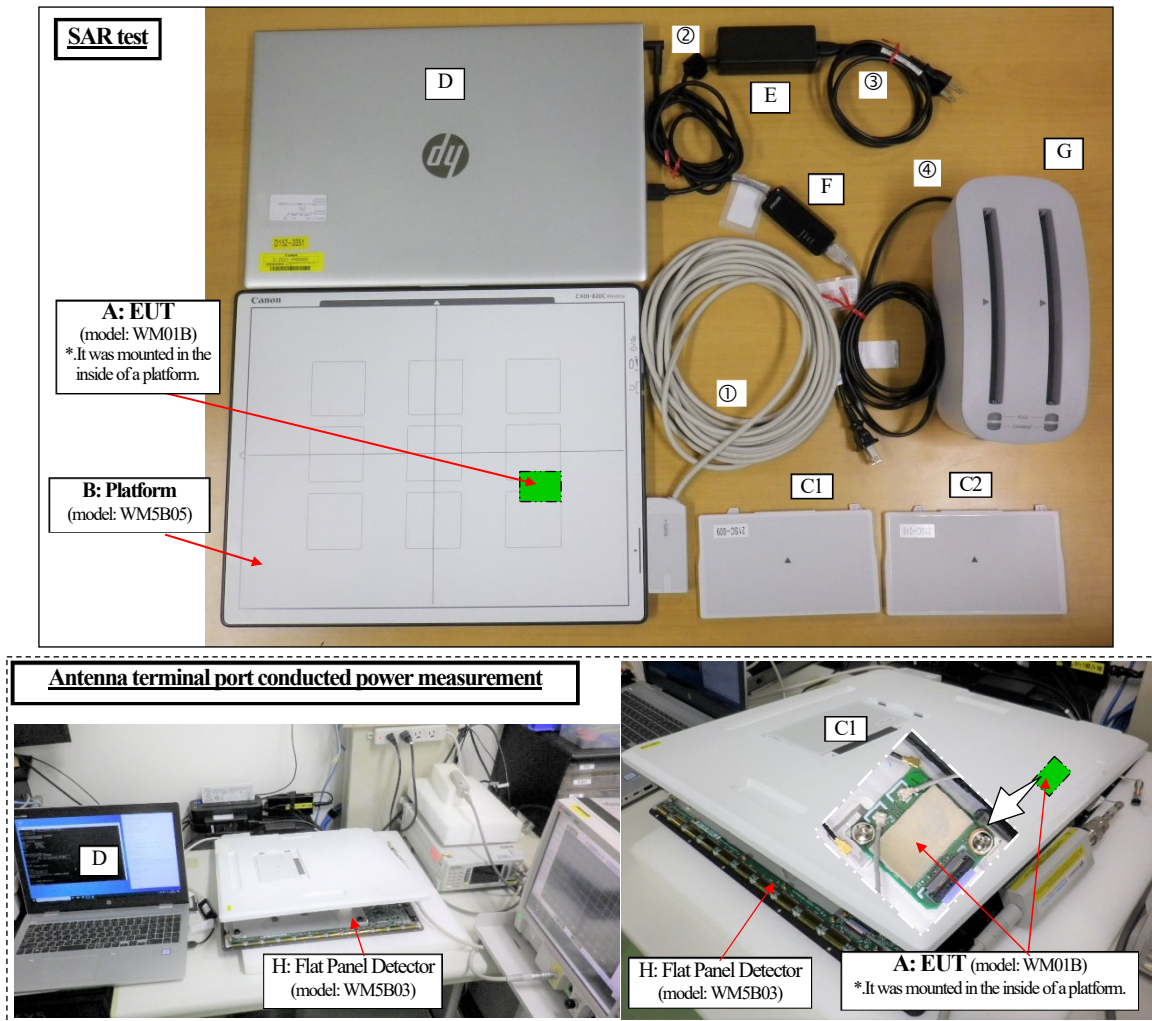


Appendix 1-1: Photograph of Platform, EUT and antenna position (cont'd)



* Size of host platform: 308 × 384 × 15.5 (thickness) [mm] (* Size of EUT: 28 (W) × 32 (D) × 3 (thickness) [mm])

Appendix 1-2: EUT, platform and support equipment



Description of platform and Support Equipment

No.	Item	Model number	Serial number	Manufacturer	Remark
A	Built-in Wireless Module with Bluetooth	WM01B	34:9F:7B:EF:DB:20	Canon Inc.	EUT
B	Flat Panel Detector	WMSB05	21MED-0327	Canon Inc.	Platform
C1	Battery Pack (Li-ion) (DC 11.1 V, 1660 mAh, 18 Wh)	LB-4A	21SC-009	Canon Inc.	Accessory.
C2			21SC-010		Accessory.
D	Laptop PC	HP ProBook 650 G5	JPH107MMGY	HP	Support equipment.
E	AC Adaptor (Laptop PC)	TPN-CA15	-	HP	Support equipment.
F	LAN adaptor	LUA4-U3-AGTE-BK	20524791271592	Buffalo Inc.	Support equipment.
G	Battery Charger	BC-1A	21SC-027	Canon Inc.	Support equipment.
H	Flat Panel Detector	WMSB03	21MED-0193	Canon Inc.	Support equipment. * Used for the power measurement.

List of cables used

No.	Name	Length (m)	Shield	No.	Name	Length (m)	Shield
①	LAN cable	7	Unshielded	③	AC cable (PC's AC adaptor)	0.9	Unshielded
②	DC cable (PC's AC adaptor)	1.7	Unshielded	④	AC cable (Battery charger)	1.9	Unshielded

Appendix 1-3: Photograph of test setup

Position	Setup photographs (2.4GHz and 5GHz band)		
Back (Hands, D: 0mm) (Photo.P1)	(Front view/Flat-phantom)	(Front cross view/Flat-phantom)	(Bottom view/Flat-phantom)
	(Left view/Flat-phantom)	(Left cross view/Flat-phantom)	(Bottom view/Flat-phantom)
	(Right view/Flat-phantom)	(Right cross view/Flat-phantom)	(Overall view)
	(Front view/Flat-phantom)	(Front cross view/Flat-phantom)	(Bottom view/Flat-phantom)
	(Left view/Flat-phantom)	(Right cross view/Flat-phantom)	(Bottom view/Flat-phantom)
	(Right view/Flat-phantom)	(Right cross view/Flat-phantom)	(Overall view)
Front (Body/Head- touch, D: 0mm) (Photo.P2)	(Front view/Flat-phantom)	(Front cross view/Flat-phantom)	(Bottom view/Flat-phantom)
	(Left view/Flat-phantom)	(Left cross view/Flat-phantom)	(Bottom view/Flat-phantom)
	(Right view/Flat-phantom)	(Right cross view/Flat-phantom)	(Overall view)
	(Front view/Flat-phantom)	(Front cross view/Flat-phantom)	(Bottom view/Flat-phantom)
	(Left view/Flat-phantom)	(Right cross view/Flat-phantom)	(Bottom view/Flat-phantom)
	(Right view/Flat-phantom)	(Right cross view/Flat-phantom)	(Overall view)

Appendix 1-3: Photograph of test setup (cont'd)

Position	Setup photographs (2.4GHz and 5GHz band)		
Left (antenna 2) (Body-touch, D: 0mm) (Photo.P3)	(Front view/Flat-phantom)	(Front cross view/Flat-phantom)	(Front cross view/Flat-phantom)
	(Left view/Flat-phantom)	(Left cross view/Flat-phantom)	(Rear view/Flat-phantom)
	(Right view/Flat-phantom)	(Right cross view/Flat-phantom)	(Overall view)
	(Front view/Flat-phantom)	(Front cross view/Flat-phantom)	(Front-right view/Flat-phantom)
	(Left view/Flat-phantom)	(Left cross view/Flat-phantom)	(Bottom view/Flat-phantom)
	(Right view/Flat-phantom)	(Right cross view/Flat-phantom)	(Overall view)
Bottom (antenna 1) (Body-touch, D: 0mm) (Photo.P4)	(Front view/Flat-phantom)	(Front cross view/Flat-phantom)	(Front cross view/Flat-phantom)
	(Left view/Flat-phantom)	(Left cross view/Flat-phantom)	(Rear view/Flat-phantom)
	(Right view/Flat-phantom)	(Right cross view/Flat-phantom)	(Overall view)
	(Front view/Flat-phantom)	(Front cross view/Flat-phantom)	(Front-right view/Flat-phantom)
	(Left view/Flat-phantom)	(Left cross view/Flat-phantom)	(Bottom view/Flat-phantom)
	(Right view/Flat-phantom)	(Right cross view/Flat-phantom)	(Overall view)