



**APPENDIX 3: Photographs of test setup**

**Conducted Emission**




## Radiated Spurious Emission

Front



Rear (Below 1 GHz)




Rear (Above 1 GHz)




**Pre-check of Worst Case Position**


**Module**  
**X-axis**




**Antenna**  
**X-axis**




**Y-axis**




**Y-axis**



**Z-axis**




**Z-axis**





## Antenna Terminal Conducted Tests



**End of Report**

---

**UL Japan, Inc.**

**Shonan EMC Lab.**

1-22-3 Megumigaoka, Hiratsuka-shi, Kanagawa-ken, 259-1220 JAPAN

Telephone : +81 463 50 6400

Facsimile : +81 463 50 6401