



APPENDIX 3: Photographs of test setup

Conducted Emission




Radiated Spurious Emission

Front view




Rear view (above 1 GHz)




Pre-check of the worst position


X-axis



Y-axis



Z-axis



End of Report