

APPENDIX 1: Photographs of test setup

Conducted Emission Front



Rear




Spurious Emission (Radiated)

Front




Rear




Worst Case Position (Z-axis:Horizontal / Z-axis:Vertical)

X-axis



Y-axis



Z-axis

