

APPENDIX 1: Photographs of test setup

Conducted Emission

Front




Side




Spurious Emission (Radiated)

Front



Rear




Worst Case of Antenna Angle (Horizontal: 90 deg. / Vertical:0 deg.)

ANT: SFP

0 deg.



90 deg.



180 deg.



Worst Case Position (Horizontal: X-axis/ Vertical:Y-axis.)

ANT: MFP

X-axis



Y-axis



Y'-axis

