



**APPENDIX 1: Photographs of test setup**

**Conducted Emission**  
**Front**




**Rear**



### Spurious Emission (Radiated)

Front




Rear



\*The Antenna 1 is used for this setup photo as representative antenna.

**Worst Case Position (Horizontal: Y-axis/ Vertical:Y-axis)**



\*Antenna 1 has higher power level than Antenna 2. (Worst case position; Hor. : Y axis, Ver.: Y axis for both Antennas).