


**APPENDIX 3: Photographs of test setup**

**Conducted Emission**




**Photo 1**




**Photo 2**

**Radiated Spurious Emission**




**Photo 1**




**Photo 2**

**Worst Case Position (Horizontal: Y-axis/ Vertical: X-axis)**


**X-axis**



**Y-axis**



**Z-axis**



**End of Report**