


APPENDIX 3: Photographs of test setup

Conducted Emission



Radiated Spurious Emission

Front




Rear (below 30 MHz Horizontal)



Rear (below 30 MHz Vertical)



Rear (30 MHz - 1000 MHz)




Rear (Above 1 GHz)




Pre-Check Worst Case Position


X-axis




Y-axis



Z-axis



Antenna Terminal Conducted Tests



End of Report