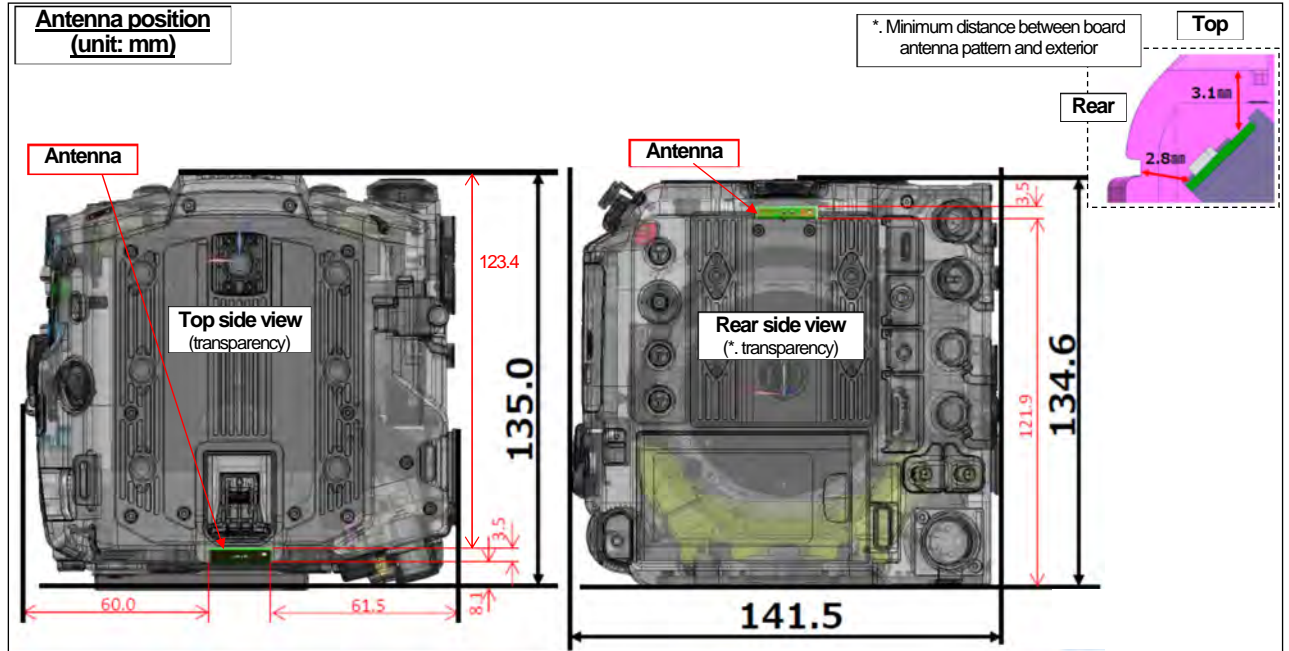




**APPENDIX 1: Photographs of test setup**

**Appendix 1-1: Photograph of Host platform and antenna position**



Host platform appearance when connected to hand unit and handle unit			
Front (with battery: BP-A60N)	Rear (with battery: BP-A60N)	Left (with battery: BP-A60N)	Right (with battery: BP-A60N)
<p>Handle unit</p> <p>Hand unit</p>	<p>Battery (BP-A60N)</p>		<p>Handle unit</p> <p>Hand unit</p>

**Appendix 1-2: EUT and support equipment**




































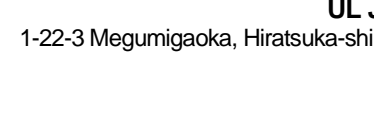
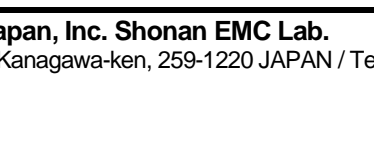
**Description of EUT and Support Equipment**

No.	Item	Model number	Serial number	Manufacturer	Remark
A	Wireless LAN /Bluetooth Combo Module	ES204	AT231106-E1	Canon Inc.	<b>EUT</b>
B	Digital Cinema Camera	ID0177	117	Canon Inc.	<b>ES204's host platform.</b>
C	Jig (1)	D206LOC_TORI-DD	No.1	Canon Inc.	Support equipment.
D	Battery Pack (Li-ion) (DC 14.4 V, 6500 mAh, 93 Wh)	BP-A60N	D224DD No.23 (202305 Z)	Canon Inc.	Support equipment.
E	Battery Charger	CG-A20	069466 (2022/11)	Canon Inc.	Support equipment.
F	Laptop Computer	HP 250 G9/CT	JPH318LW8Z	HP	Support equipment. (Win.11)
G	AC adaptor	TPN-LA15	WHHRE0A5RH8WD5	HP	Support equipment. (DC cable: 1.8m, AC cable: 0.9m)
H	DC Power Supply	PW16-5ADP	18026330	TEXIO	Support equipment.
I	Jig (2)	-	-	Canon Inc.	Support equipment.
J	Jig (3)	-	-	Canon Inc.	Support equipment.
K1	Battery Pack (Li-ion) (DC 14.4 V, 3300 mAh, 47 Wh)	BP-A30N	No.42 (20240.314 Z)	Canon Inc.	Support equipment.
K2			No.43 (20240.314 Z)		

**List of cables used**

No.	Name	Length (m)	Shield	No.	Name	Length (m)	Shield
①	Ribbon cable	0.2	Unshielded	⑤	AC cable	1.9	Unshielded
②	DC Power cable	0.9	Unshielded	⑥	USB cable	3	Shielded
③	USB cable	1.2	Shielded	⑦	USB cable	3	Shielded
④	USB cable	1.2	Shielded				

**Appendix 1-3: Photograph of test setup (SAR)**

Position	Setup photographs		
Rear-upper (Body-touch, D: 0mm) (Photo.P1)	(Front view/Flat-phantom) 	(Front-left view/Flat-phantom) 	(Front-bottom view/Flat-phantom) 
	(Left view/Flat-phantom) 	(Right view/Flat-phantom) 	(Overall view) 
	(Front view/Flat-phantom) 	(Front-right view/Flat-phantom) 	(Front-bottom view/Flat-phantom) 
	(Left view/Flat-phantom) 	(Right view/Flat-phantom) 	(Overall view) 
	(Front view/Flat-phantom) 	(Front-right view/Flat-phantom) 	(Left view/Flat-phantom) 
	(Front view/Flat-phantom) 	(Front-right view/Flat-phantom) 	(Left view/Flat-phantom) 
Top (Body-touch, D: 0mm) (Photo.P2)	(Front view/Flat-phantom) 	(Front-right view/Flat-phantom) 	(Front-bottom view/Flat-phantom) 
	(Left view/Flat-phantom) 	(Right view/Flat-phantom) 	(Overall view) 
Rear-upper (Battery operation, BP-A60N) (Body-touch, D: 0mm) (Photo.P3)	(Front view/Flat-phantom) 	(Front-right view/Flat-phantom) 	(Front-bottom view/Flat-phantom) 
	(Left view/Flat-phantom) 	(Right view/Flat-phantom) 	(Overall view) 
Rear-upper (Battery operation, BP-A30N) (Body-touch, D: 0mm) (Photo.P4)	(Front view/Flat-phantom) 	(Front-right view/Flat-phantom) 	(Front-bottom view/Flat-phantom) 
	(Left view/Flat-phantom) 	(Right view/Flat-phantom) 	(Overall view) 