



**APPENDIX 3: Photographs of test setup**

**Conducted Emission**



**Photo 1**



**Photo 2**

---

**UL Japan, Inc.**

**Shonan EMC Lab.**

4383-326 Asama-cho, Ise-shi, Mie-ken 516-0021 JAPAN

Telephone : +81 596 24 8999

Facsimile : +81 596 24 8124

## Radiated Spurious Emission



Front



Rear (Below 1 GHz)



Rear (Above 1 GHz)

---

**UL Japan, Inc.**

**Shonan EMC Lab.**


4383-326 Asama-cho, Ise-shi, Mie-ken 516-0021 JAPAN

Telephone : +81 596 24 8999


Facsimile : +81 596 24 8124

**Pre-Check Worst Case Position**


**Module  
X-axis**



**Y-axis**




**Z-axis**




**Antenna  
Serial number 1  
X-axis**




**Y-axis**




**Z-axis**




**Antenna  
Serial number 4  
X-axis**



**Y-axis**



**Z-axis**



**End of Report**