

APPENDIX 3: Photographs of test setup

Conducted Emission




Photo 1




Photo 2

UL Japan, Inc.

Shonan EMC Lab.

1-22-3 Megumigaoka, Hiratsuka-shi, Kanagawa-ken, 259-1220 JAPAN

Telephone : +81 463 50 6400

Facsimile : +81 463 50 6401

Radiated Spurious Emission



Front



Rear (Below 1 GHz)



Rear (Above 1 GHz)

UL Japan, Inc.

Shonan EMC Lab.


1-22-3 Megumigaoka, Hiratsuka-shi, Kanagawa-ken, 259-1220 JAPAN

Telephone : +81 463 50 6400


Facsimile : +81 463 50 6401

Pre-Check Worst Case Position


Module X-axis




Y-axis




Z-axis




**Antenna
Serial number 1
X-axis**




Y-axis




Z-axis




**Antenna
Serial number 4
X-axis**



Y-axis



Z-axis



End of Report