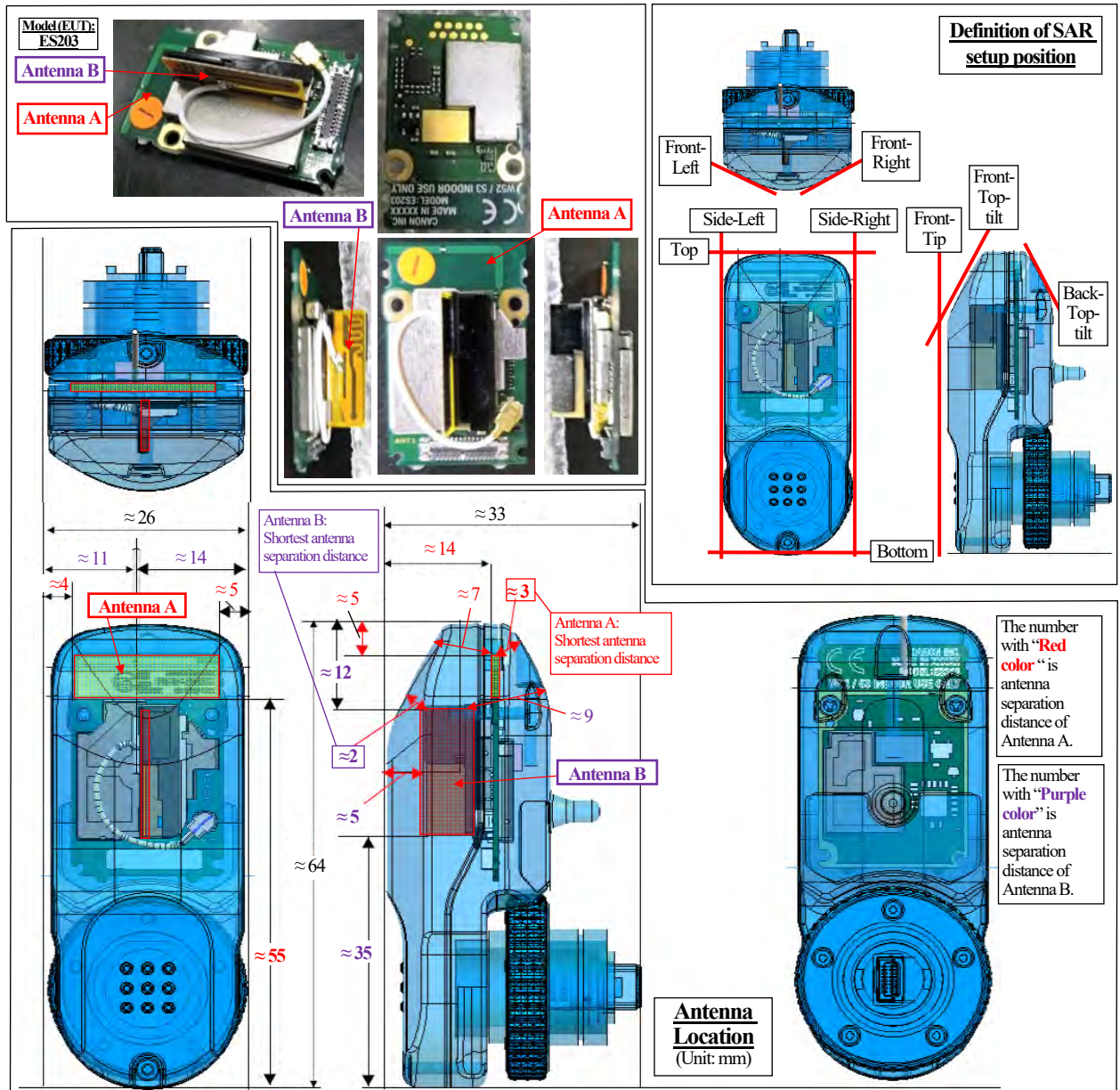



**APPENDIX 1: Photographs of EUT and SAR test setup**

**Appendix 1-1: Photograph of EUT, platform (Wireless File Transmitter) and antenna position**

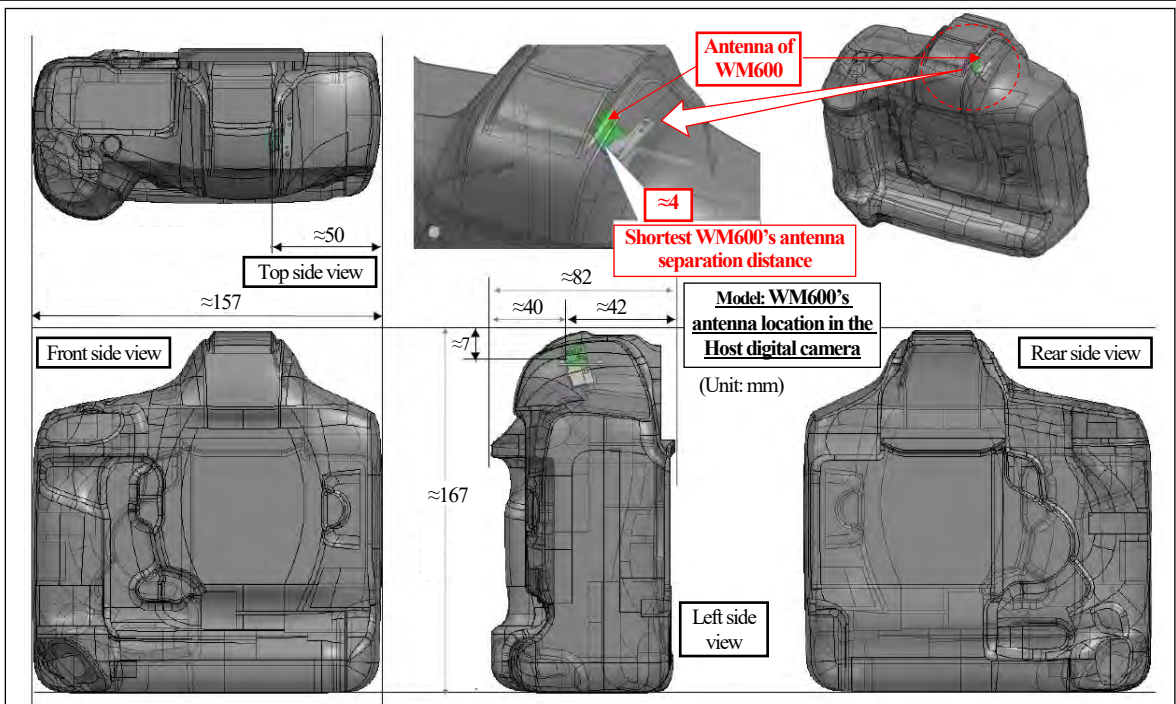



UL Japan, Inc.


Shonan EMC Lab.

1-22-3 Megumigaoka, Hiratsuka-shi, Kanagawa-ken, 259-1220 JAPAN  
 Telephone: +81 463 50 6400 / Facsimile: +81 463 50 6401


**Appendix 1-2: Photograph of the host device (digital camera, Model: DS126771)**



**Appendix 1-3:**  
**(Refer to Clause 7.7) Simultaneous transmission evaluation (Platform and host device):**  
**Antenna location between the platform (RF Model: ES203) and the host device (RF Model: WM600)**



**Appendix 1-4: EUT and support equipment**



**Description of EUT and Support Equipment**






















No.	Item	Model number	Serial number	Manufacturer	Remark
A	Wireless Module	ES203	6	Canon Inc.	EUT.
B	Wireless File Transmitter	DS586191	9	Canon Inc.	ES203's Platform.
C	I/F Jig PCB(1)	-	-	Canon Inc.	Support equipment.
D	I/F Jig PCBs(2)	-	-	Canon Inc.	Support equipment.
E	AC Adaptor	AD-A60P280	-	Canon Inc.	Support equipment.
F	Laptop Computer (UL#: SRE-111)	E1Q57PA#ABJ	5CB3310KHW	Hewlett Packard	Support equipment
G	AC Adaptor (UL#: SRE-111)	(MN)PPP009L-E	3453442403	Hewlett Packard	Support equipment DC cable: 1.7m, AC cable: 0.9m
H	I/F Jig PCB(3)	-	-	Canon Inc.	Support equipment.
I	Digital Camera	DS126771	311	Canon Inc.	DS586191's Host device #1. WM600's Platform.
J	Wireless Module	WM600	00904CC51238 (*.MAC address) (ID: AT20171221-#17)	Canon Inc.	-
K1	Battery Pack (Li-ion)	LP-E19	201705	Canon Inc.	Accessory of camera, Battery ID: #1.
K2	DC 10.8 V, 2700 mAh, 30 Wh	LC-E19	201703		Accessory of camera, Battery ID: #2.
L	Battery Charger	LC-E19	-	Canon Inc.	Support equipment.

**List of cables used**

No.	Name	Length (m)	Shield
①	USB cable (A- mini.B)	2	Shielded
②	USB cable (A- mini.B)	2	Shielded
③	DC cable (AC adaptor)	1.3	Unshielded

No.	Name	Length (m)	Shield
④	USB 3.0 cable	0.3	Shielded
⑤	AC cable (charger)	1.9	Unshielded

















**Appendix 1-5: Photograph of test setup**

Position	Setup photographs (Platform alone) (2.4GHz band)		
Front-top-tilt (Touch)			
			
Front-tip (Touch)			
			
Front-Left (Touch)			
			
Front-Right (Touch)			






















**Appendix 1-5: Photograph of test setup (cont'd)**

Position	Setup photographs (Platform alone) (2.4GHz band)		
Side-Left (Touch)			
Side-Right (Touch)			
Top (Touch)			
Back-top-tilt (Touch)			
Bottom (Touch)			
















**Appendix 1-5: Photograph of test setup (cont'd)**

Position	Setup photographs (Platform + Host device (digital camera)) (2.4GHz band)		
Front-top-tilt (Touch)			
Side-Left (Touch)			
Front-tip (Touch)			
Front-Left (Touch)			
Front-Right (Touch)			
Top (Touch)			

**Appendix 1-5: Photograph of test setup (cont'd)**














Position	Setup photographs (Platform alone) (5GHz band)		
Front-top-tilt (Touch)			
			
Front-tip (Touch)			
			
Front-Left (Touch)			
			
Front-Right (Touch)			

**Appendix 1-5: Photograph of test setup (cont'd)**

Position	Setup photographs (Platform alone) (5GHz band)		
Side-Left (Touch)			
Side-Right (Touch)			
Top (Touch)			
Back-top-tilt (Touch)			
Bottom (Touch)			



**Appendix 1-5: Photograph of test setup (cont'd)**

Position	Setup photographs (Platform + Host device (digital camera)) (5GHz band)		
Front-top-tilt (Touch)			
Side-Left (Touch)			
Front-tip (Touch)			
Front-Left (Touch)			
Front-Right (Touch)			
Top (Touch)		