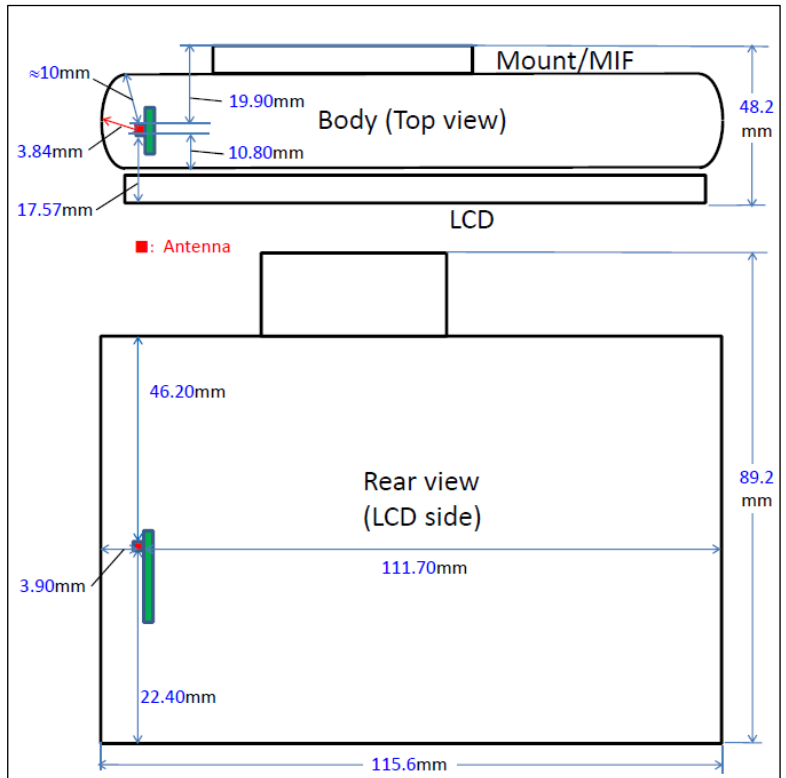


APPENDIX 1: Photographs of EUT and SAR test setup


Appendix 1-1: Photograph of Platform: Digital camera (model: PC2258) and antenna position



The movable position of LCD	
Close	Open (1) (Extended)
SAR test: applied	SAR test: not applied
Open (2) (90 degrees)	Open (3) (90 degrees)
SAR test: applied (op90)	SAR test: not applied
Open (4) (180 degrees)	Open (5) (180 degrees)
SAR test: applied (op180)	SAR test: not applied



Appendix 1-2: EUT and support equipment









Description of EUT and Support Equipment

No.	Item	Model number	Serial number	Manufacturer	Remark
A	Wireless Module	WM237	60128BD5F005	Canon	EUT.
B	Digital Camera	PC2258	3	Canon	Platform.
C1	Battery Pack for Digital camera /DC 7.2 V, 1040 mAh (Li-ion)	LP-E17	01	Canon	Accessory of PC2258, Battery No. #1
C2			02		Accessory of PC2258, Battery No. #2
C3			03		Accessory of PC2258, Battery No. #3
D	Battery Charger	LC-E17	01	Canon	Accessory of PC2258
* The following equipment was used for the antenna terminal port conducted power measurement.					
F	Digital Camera (Host)	PC2052	821060038903	Canon	Support equipment. (*Ribbon cable=150mm)
-	DC Coupler	DR-90	-	Canon	Support equipment. With DC cable: 0.15m, Unshielded.
-	AC Adaptor	CA-DC10N	-	Canon	Support equipment. With DC cable: 1.9m, Unshielded. With AC cable: 1.9m, Unshielded.

Appendix 1-3: Photograph of test setup

Position	Setup photographs		
Left LCD:Close (Touch)			
			
Left LCD:Open 90 degrees (Touch)			
			
Rear (LCD) LCD:Close (Touch)			
			

Appendix 1-3: Photograph of test setup (cont'd)

Position	Setup photographs		
Rear (LCD) LCD:Open 180 degrees (Touch)			
			
Top-left LCD:Close (Touch)			
			(no photograph)
Bottom LCD:Close (Touch)	