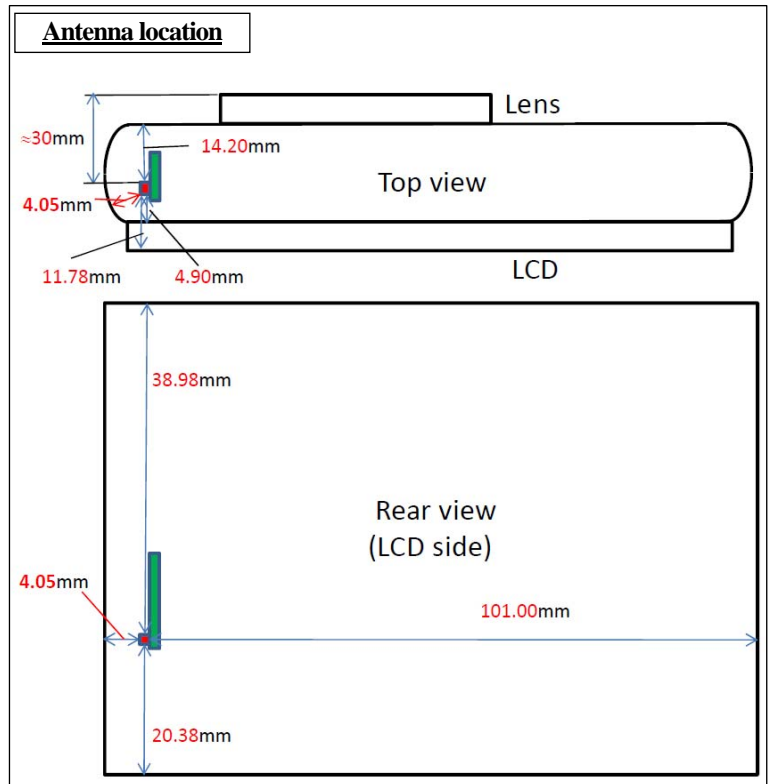



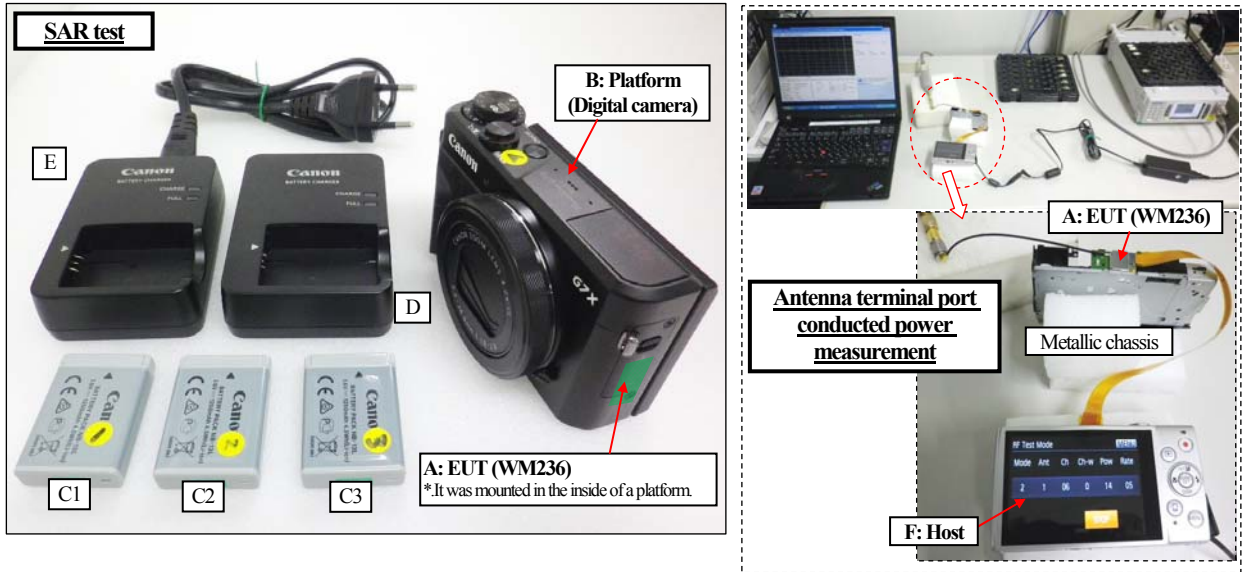


APPENDIX 1: Photographs of EUT and SAR test setup

Appendix 1-1: Photograph of Platform: Digital camera (model: PC2270) and antenna position





















Appendix 1-2: EUT and support equipment



Description of EUT and Support Equipment

No.	Item	Model number	Serial number	Manufacturer	Remark
A	Wireless Module	WM236	60128BD5EFF4	Canon	EUT.
B	Digital Camera	PC2270	56	Canon	Platform.
C1	Battery Pack for Digital camera /DC 3.6 V, 1250 mAh, 4.5 Wh (Li-ion)	NB-13L	01	Canon	Accessory of PC2270, Battery No. #1
C2			02		Accessory of PC2270, Battery No. #2
C3			03		Accessory of PC2270, Battery No. #3
D	Battery Charger (1)	CB-2LH	01	Canon	Accessory of PC2270
E	Battery Charger (2)	CB-2LHE	01	Canon	Support equipment. With AC cable: 0.9m, Unshielded.
* The following equipment was used for the antenna terminal port conducted power measurement.					
F	Digital Camera (Host)	PC2052	821060038903	Canon	Support equipment. (*Ribbon cable=150mm)
-	DC Coupler	DR-90	-	Canon	Support equipment. With DC cable: 0.15m, Unshielded.
-	AC Adaptor	CA-DC10N	-	Canon	Support equipment. With DC cable: 1.9m, Unshielded. With AC cable: 1.9m, Unshielded.

Appendix 1-3: Photograph of test setup

Position	Setup photographs		
Left LCD:Close (Touch)			
			
Left LCD:Open 180 degrees (Touch)			
			
Front-left LCD:Close (Touch)			
			

Appendix 1-3: Photograph of test setup (cont'd)

Position	Setup photographs		
Rear (LCD) LCD:Close *. Initial position search (Touch)			
Rear (LCD) LCD:Open 180 degrees *. Initial position search (Touch)			
Bottom LCD:Close *. Initial position search (Touch)			
Top-left LCD:Close *. Initial position search (Touch)			