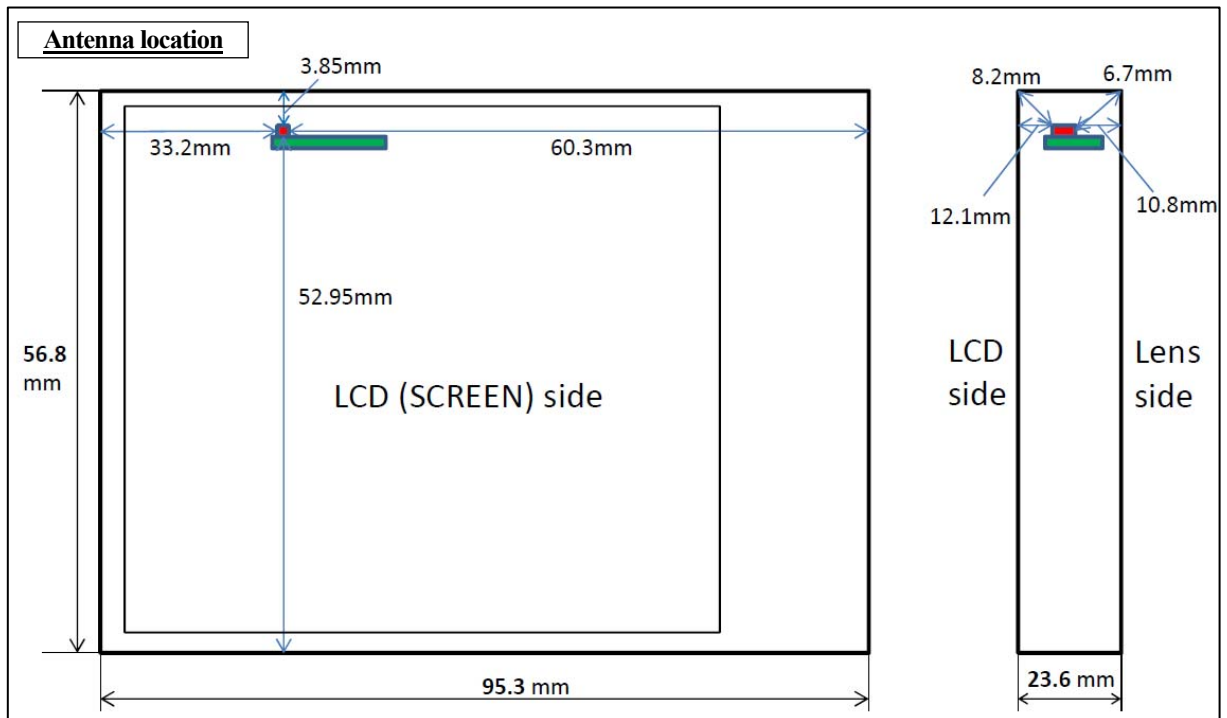
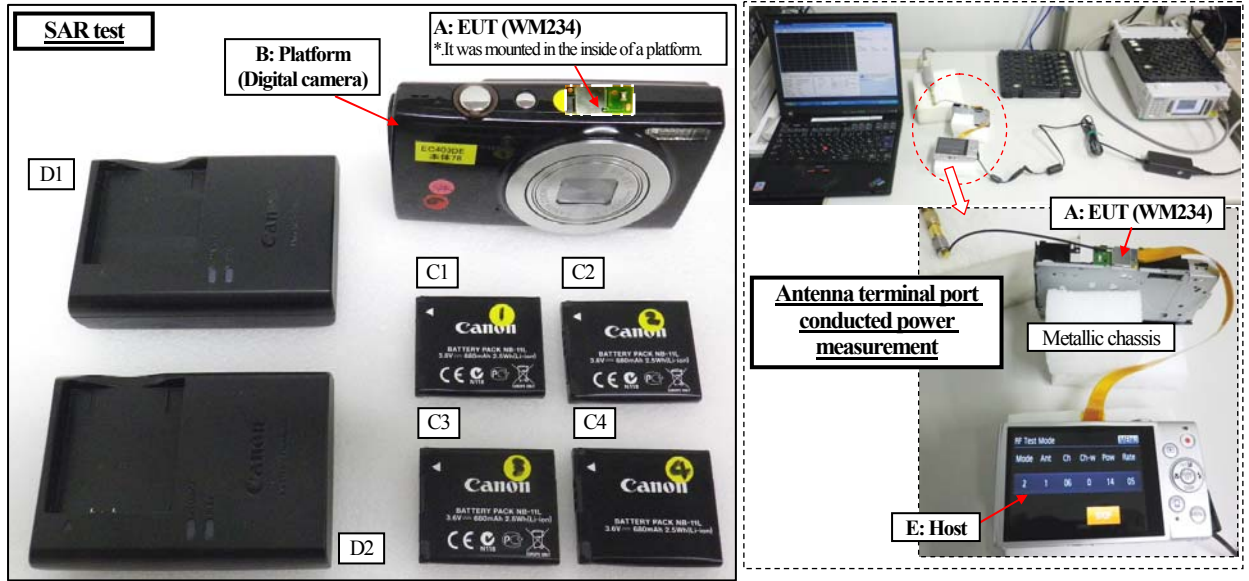


APPENDIX 1: Photographs of EUT and SAR test setup

Appendix 1-1: Photograph of Platform: Digital camera (model: PC2286) and antenna position













Appendix 1-2: EUT and support equipment


















Description of EUT and Support Equipment

No.	Item	Model number	Serial number	Manufacturer	Remark
A	Wireless Module	WM234	60128BD8FD1C	Canon	EUT.
B	Digital Camera	PC2286	78	Canon	Platform.
C1	Battery Pack for Digital camera /DC3.6V, 680mAh, 2.5Wh (Li-ion)	NB-11L	01	Canon	Accessory of PC2286, Battery No. #1
C2			02		Accessory of PC2286, Battery No. #2
C3			03		Accessory of PC2286, Battery No. #3
C4			04		Accessory of PC2286, Battery No. #4
D1	Battery Charger	CB-2LF	01	Canon	Accessory of PC2286
D2			02		
* The following equipment was used for the antenna terminal port conducted power measurement.					
E	Digital Camera (Host)	PC2052	821060038903	Canon	Support equipment. (*Ribbon cable=150mm)
-	DC Coupler	DR-90	-	Canon	Support equipment. With DC cable: 0.15m, Unshielded.
-	AC Adaptor	CA-DC10N	-	Canon	Support equipment. With DC cable: 1.9m, Unshielded. With AC cable: 1.9m, Unshielded.

Appendix 1-3: Photograph of test setup

Position	Setup photographs		
Top (Touch)			
			
			
Top-front (Touch)			
			
			
Top-rear (Touch)			
			
			

Appendix 1-3: Photograph of test setup (cont'd)

Position	Setup photographs		
Rear (Touch)			
Front (Touch)			
Right (Touch)			
Left (Touch)			
Bottom (Touch)			
Top (Touch) (*Repeated) (Plot 3-1)	