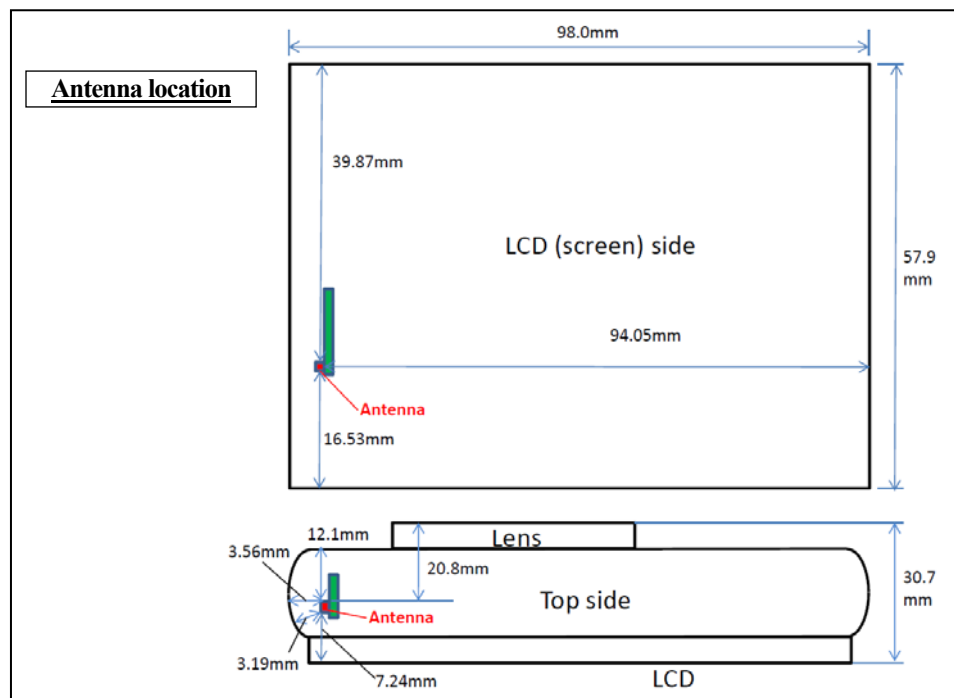



**APPENDIX 1: Photographs of EUT and SAR test setup**

**Appendix 1-1: Photograph of Platform: Digital camera (model: PC2262) and antenna position**



















**Appendix 1-2: EUT and support equipment**



**Description of EUT and Support Equipment**

No.	Item	Model number	Serial number	Manufacturer	Remark
A	Wireless Module	WM232	6012887E98B0	Canon	EUT.
B	Digital Camera	PC2262	103	Canon	(WM232's) Platform
C1	Battery Pack for Digital camera / DC3.6V, 1250mAh, 4.5Wh (Li-ion)	NB-13L	01	Canon	Accessory of PC2262, Battery No. #1
C2			02		Accessory of PC2262, Battery No. #2
C3			03		Accessory of PC2262, Battery No. #3
D	Battery Charger	CB-2LH	01	Canon	Accessory of PC2262
*. The following equipment was used for the antenna terminal port conducted power measurement.					
E	Digital Camera (Host)	PC2052	821060038903	Canon	Support equipment. (*Ribbon cable=150mm)
-	DC Coupler	DR-90	-	Canon	Support equipment. With DC cable: 0.15m, Unshielded.
-	AC Adaptor	CA-DC10N	-	Canon	Support equipment. With DC cable: 1.9m, Unshielded. With AC cable: 1.9m, Unshielded.

**Appendix 1-3: Photograph of test setup**

Position	Setup photographs		
Left -rear(1) (Touch)			
			
Left -rear(2) (Touch)			
			
Rear (Touch)			
			
Front-left (Touch)	