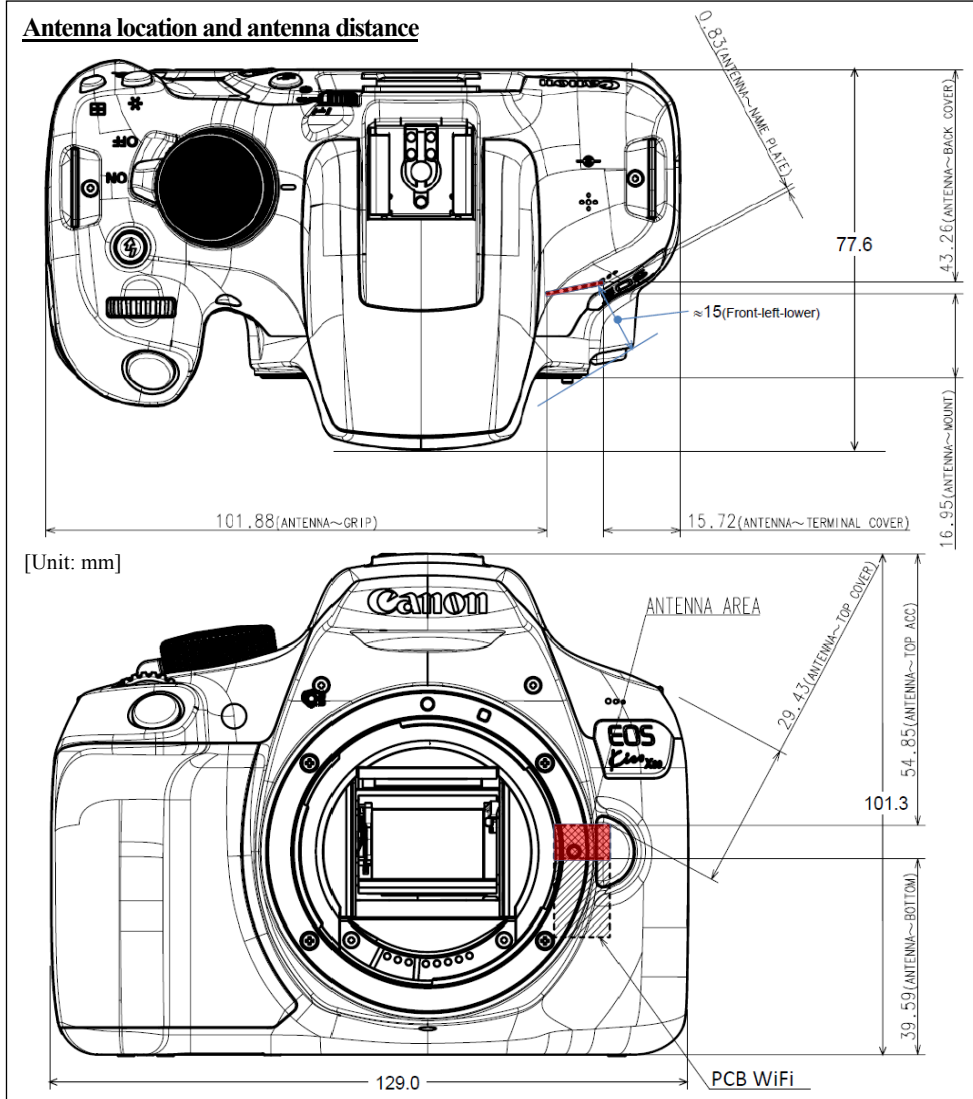




APPENDIX 1: Photographs of EUT and SAR test setup

Appendix 1-1: Photograph of Platform: Digital camera (DS126621) and antenna position



Appendix 1-2: EUT and support equipment



Description of EUT and Support Equipment

No.	Item	Model number	Serial number	Manufacturer	Remark
A	Wireless Module	ES200	2	Canon	EUT.
B	Digital Camera	DS126621	362	Canon	Platform.
C	Battery Pack (DC 7.4 V, 860 mAh, 6.36 Wh (Li-ion))	LP-E10	01	Canon	Accessory of DS126621
D	Battery Charger	LC-E10C	01	Canon	Support equipment.
E	DC Coupler	DR-E10	01	Canon	Accessory of DS126621
F	AC Adaptor	CA-PS700	01	Canon	Support equipment.

List of cables used





No.	Name	Length (m)	Shield
①	AC cable (AC adaptor)	2	Unshielded
②	DC cable (AC adaptor)	1.8	Unshielded

No.	Name	Length (m)	Shield
③	AC cable (AC adaptor)	1.9	Unshielded

Appendix 1-3: Photograph of test setup

Position	Setup photographs		
Front-left-upper (Touch)			
Front-left-lower (Touch) (11b, 2437 MHz, SAR result- Plot 1-1)			
Left-front (Touch)			

Appendix 1-3: Photograph of test setup (cont'd)

Position	Setup photographs		
Front (Lens) (Touch)			
			
Front-left-lower (Touch) (11b, 2412 MHz, SAR result- Plot 1-5)			
			(no photograph in here)
Front-left-lower (Touch) (11b, 2462 MHz, SAR result- Plot 1-6)			
Front-left-lower (Touch) (11g and 11n(20HT), 2437 MHz, SAR result- Plot 2-1 and Plot 2-2)			