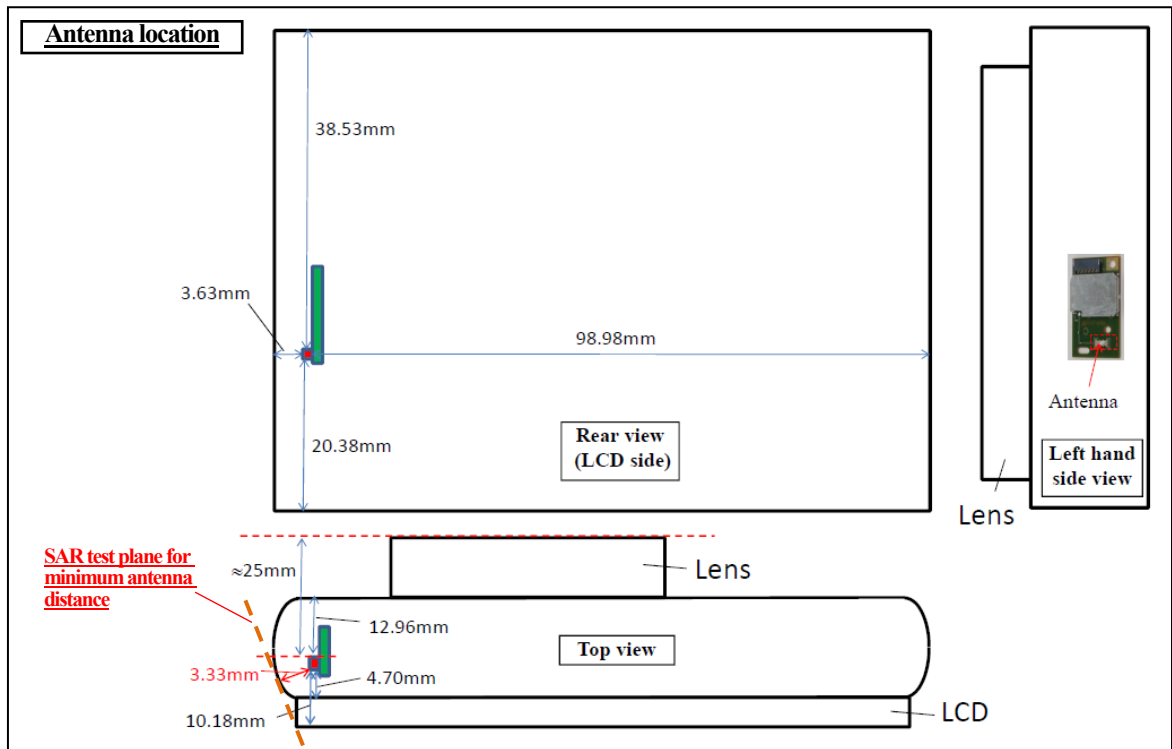

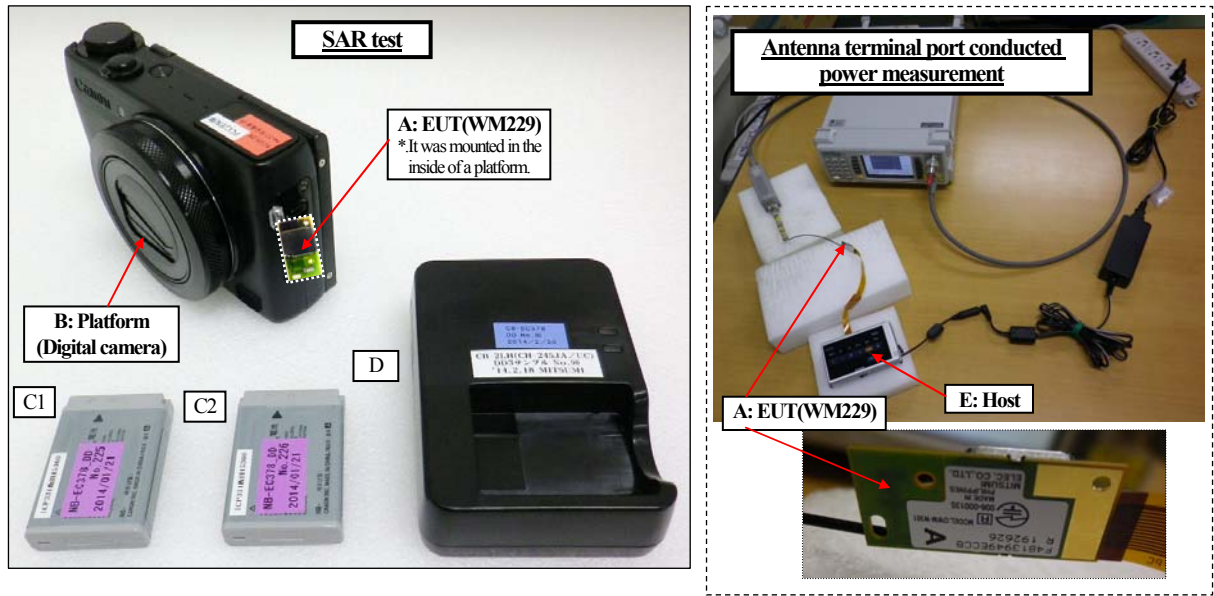


APPENDIX 1: Photographs of EUT and SAR test setup

Appendix 1-1: Photograph of Platform-Digital camera (model: PC2201) and antenna position



Appendix 1-2: EUT and support equipment



Description of EUT and Support Equipment

No.	Item	Model number	Serial number	Manufacturer	Remark
A	Wireless Module	WM229	E4813949ECC8	Mitsumi	EUT.
B	Digital Camera	PC2201	57	Canon	(WM229's) Platform.
C1	Battery Pack for Digital camera	NB-13L	225	Canon	Accessory of PC2201, Battery No. #1.
C2	/DC3.7V, 1250mAh, 4.7Wh (Li-ion)		226		Accessory of PC2201, Battery No. #2.
D	Battery Charger (Battery Pack: NB-13L)	CB-2LH	90	Canon	Support equipment.
* The following equipment was used for the antenna terminal port conducted power measurement.					
E	Digital Camera (Host)	PC1739	431030032181	Canon	Support equipment. (*Ribbon cable=150mm)
-	DC Coupler	DR-90	-	Canon	Support equipment. With DC cable: 0.15m, Unshielded.
-	AC Adaptor	CA-DC10N	-	Canon	Support equipment. With DC cable: 1.9m, Unshielded. With AC cable: 1.9m, Unshielded.

Appendix 1-3: Photograph of test setup / Platform-Digital camera

Position	Setup photographs		
Left (LCD: close) (Touch)			
Left-rear (tilt) (LCD: close) (Touch)			
Left-rear (tilt) (LCD: open (180degree)) (Touch)			

Appendix 1-3: Photograph of test setup / Platform-Digital camera (cont'd)

Position	Setup photographs		
Rear (LCD: close) (Touch)			
Rear (LCD: open (180degree)) (Touch)			
Front-left (tilt) (LCD: close) (Touch)			

Appendix 1-3: Photograph of test setup / Platform-Digital camera (cont'd)

Position	Setup photographs		
Front (LCD: close) (Touch)			
Right (LCD: close) (Touch)			
Top (LCD: close) (Touch)			
Bottom (LCD: close) (Touch)			