



**Exhibit 7B MPE Test Report Photographs**

**Motorola Solutions Inc.**

**EME Test Laboratory**

Motorola Solutions Malaysia Sdn Bhd  
Plot 2A, Medan Bayan Lepas,  
Mukim 12 SWD 11900 Bayan Lepas Penang, Malaysia.



**Saw Sun Hock**  
**(Approved Signatory)**  
**Approval Date: 2/1/2021**

Document Revision History

| <b>Date</b> | <b>Revision</b> | <b>Comments</b> |
|-------------|-----------------|-----------------|
| 1/19/2021   | A               | Initial release |

### 1.0 Antenna Photograph(s)



**UHF Antenna kit numbers, from left to right  
HAE6022A, HAE6029A, PMAE4040A, PMAE4042A**



**UHF Antenna kit numbers, from left to right**  
HAE4002A, HAE4003, PMAE4039A, PMAE4041A



**UHF Antenna kit numbers, from left to right**  
PMAE4043A, HAE4010A , HAE4011A




**UHF Antenna kit numbers**  
RAE4004ARB (5 pcs)

Note: Antenna length trimmed to frequency.

## 2.0 Test Measurement Setup Photos




Test measurement setup for Bystander, trunk mount antenna behind vehicle

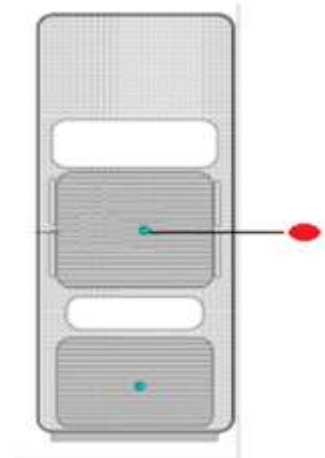


Test measurement setup for Bystander 45 degree (diagonal) trunk mount antenna





Test measurement setup for Bystander 90 degree (side) trunk mount antenna



Test measurement setup for Bystander roof mount antenna

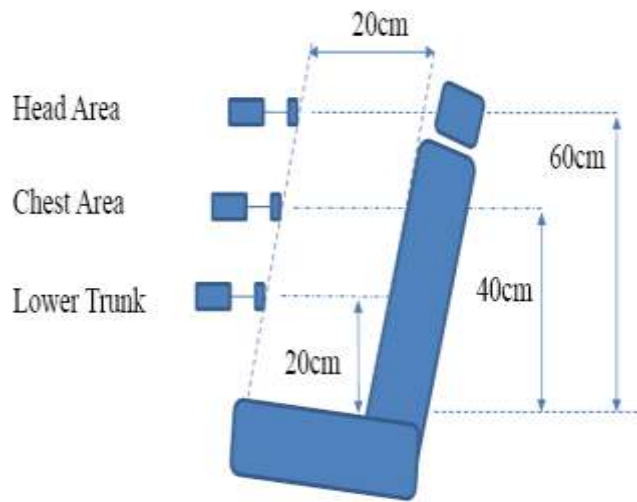




Test measurement setup for Passenger Back




Test measurement setup for Passenger Front



Test positions for Passenger Back and Front

### 3.0 Magnetic mount base for antenna installation photos



**Magnetic mount base (top and side view)**