



Exhibit 7B MPE Test Report Photographs

Motorola Solutions Inc.

EME Test Laboratory

Motorola Solutions Malaysia Sdn Bhd
Plot 2A, Medan Bayan Lepas,
Mukim 12 SWD 11900 Bayan Lepas Penang, Malaysia.




Tiong Nguk Ing
Deputy Technical Manager (Approved Signatory)
Approval Date: 4/24/2020

Document Revision History

Date	Revision	Comments
03/31/2020	A	Initial release


1.0 Antenna Photograph(s)



**VHF Antenna kit numbers, from left to right
HAD4006A, HAD4007A, HAD4008A, HAD4009A**




**VHF Antenna kit numbers, from left to right
HAD4016A, HAD4017A, HAD4021A**



VHF Antenna kit numbers
HAD4022A (6 pcs)

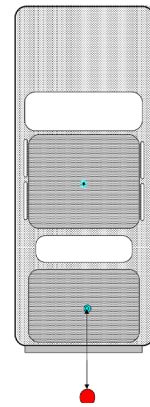
Note: Antenna length trimmed to frequency.



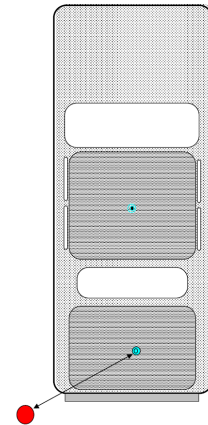
**VHF Antenna kit numbers
RAD4010ARB (6 pcs)**

Note: Antenna length trimmed to frequency.

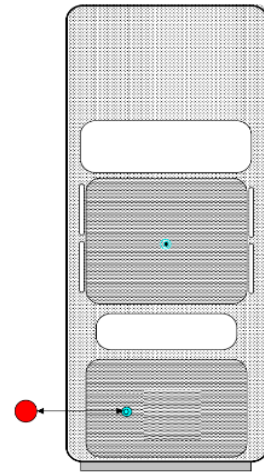
2.0 Test Measurement Setup Photos



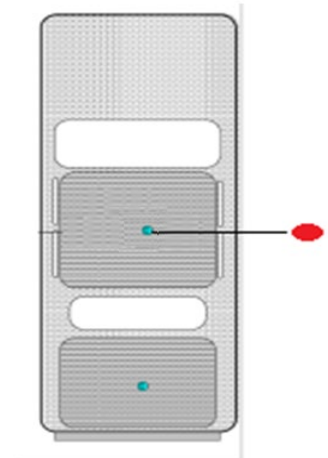
Test measurement setup for Bystander, trunk mount antenna behind vehicle



Test measurement setup for Bystander 45 degree (diagonal) trunk mount antenna



Test measurement setup for Bystander 90 degree (side) trunk mount antenna



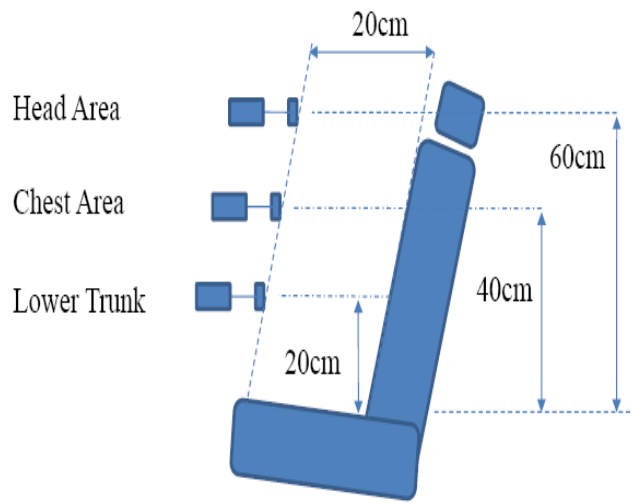
Test measurement setup for Bystander roof mount antenna



Test measurement setup for Passenger Back




Test measurement setup for Passenger Front



Test positions for Passenger Back and Front

3.0 Magnetic mount base for antenna installation photos



Magnetic mount base (top and side view)