



**Exhibit 7B MPE Test Report Photographs**

**Motorola Solutions Inc.**

**EME Test Laboratory**

Motorola Solutions Malaysia Sdn Bhd (Innoplex)  
Plot 2A, Medan Bayan Lepas,  
Mukim 12 SWD 11900 Bayan Lepas Penang, Malaysia.




*Tiong*

**Tiong Nguk Ing**  
**Deputy Technical Manager**  
**Approval Date: 7/9/2018**

Document Revision History

| <b>Date</b> | <b>Revision</b> | <b>Comments</b> |
|-------------|-----------------|-----------------|
| 6/25/2018   | A               | Initial release |

**1.0 Antenna Photograph(s)**




**VHF Antenna kit numbers, from left to right;  
HAD4006A, HAD4007A, HAD4008A, HAD4009A**



**VHF Antenna kit numbers:  
RAD4010ARB (6 pcs)**

Note: Antennas were trimmed per test frequency.



**VHF Antenna kit numbers:  
HAD4022A (6 pcs)**

Note: Antennas were trimmed per test frequency.



**VHF Antenna kit numbers, from left to right;  
HAD4016A, HAD4017A and HAD4021A,**



**UHF Antenna kit numbers, from left to right;**  
RAE4014ARB (3 pcs), RAE4015ARM (3 pcs)

Note: Antennas were trimmed per test frequency (3 each).



**UHF Antenna kit numbers:  
RAE4016ARB (3 pcs)**

Note: Antennas were trimmed per test frequency.





**UHF Antenna kit numbers, from left to right;**  
HAE4011A, HAE4012A, HAE4013A, HAE6011A and HAE6010A



**UHF Antenna kit numbers, from left to right;  
HAE6013A, HAE6031A and HAE6015A**



**UHF Antenna kit numbers, from left to right;  
HAE6016A, HAE4004A, HAE4003A and HAE6012A**

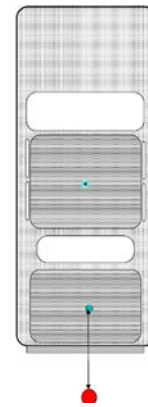


**7/800 Antenna kit numbers, from left to right;  
HAF4014A, HAF4017A, HAF4013A and HAF4016A**

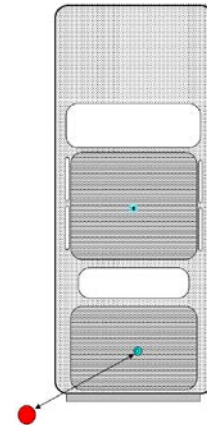


**All bands Antenna kit number**  
AN000131A01

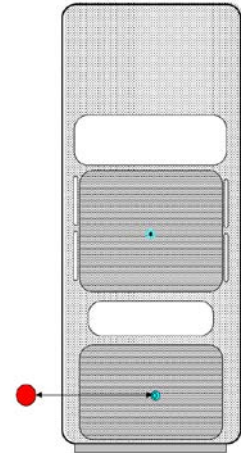
## 2.0 Test Measurement Setup Photos



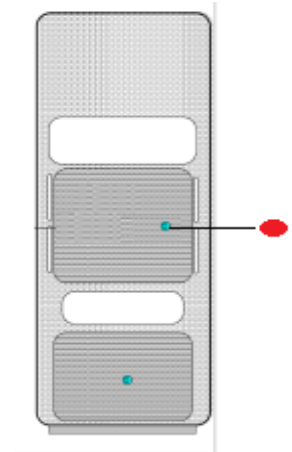
Test measurement setup for Bystander, trunk mount antenna behind vehicle



Test measurement setup for Bystander 45 degree (diagonal) trunk mount antenna



Test measurement setup for Bystander 90 degree (side) trunk mount antenna



Test measurement setup for Bystander roof mount antenna

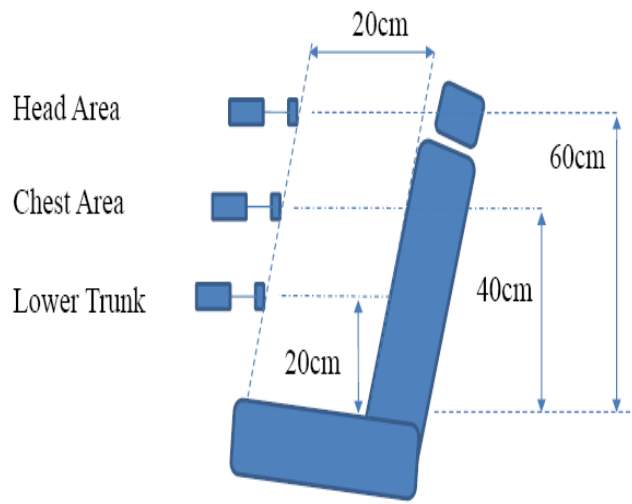


Test measurement setup for Passenger Back




Test measurement setup for Passenger Front





Test positions for Passenger Back and Front

### 3.0 Magnetic mount base for antenna installation photos



**Magnetic mount base (top and side view)**