

**EXHIBIT 3**

**EXTERNAL PHOTOGRAPHS**

(Pursuant to FCC Part 2.1033(b)(7) and 2.1033(c)(12) and RSP 100 Sec 8.3)

The following photographs are attached.

Exhibit

- |  |    |
|--|----|
| 1. Front View                          | 3A |
| 2. Back View                           | 3B |
| 3. Bottom View (FCC/IC Label Location) | 3C |
| 4. Side View (Left)                    | 3D |
| 5. Side View (Right)                   | 3E |
| 6. Top view                            | 3F |

**Exhibits 3A – Front View**



**HL7588**  
MIMO Antenna connector

**LoRA** Antenna connector

**APX** Antenna connector

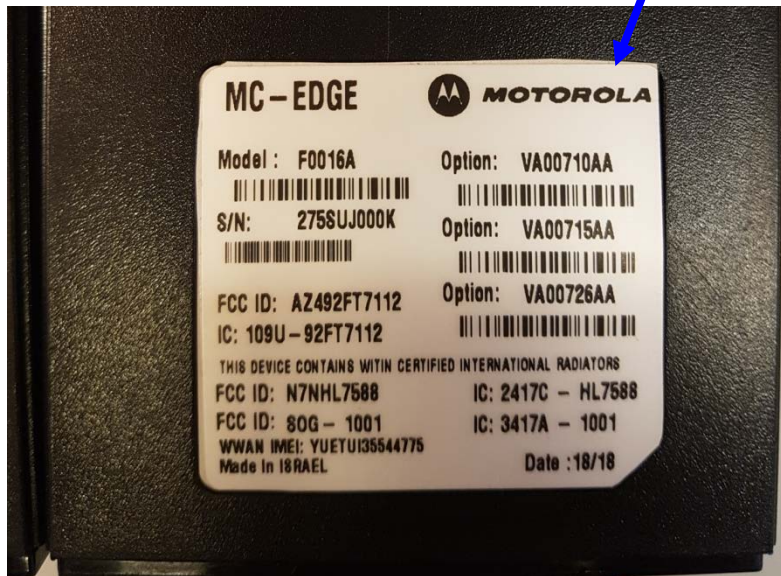

**Front View including antenna connectors**

**Exhibits 3B – Back View**



**Back view**

Exhibits 3C – Bottom View



Bottom View (FCC Label location)

Notes: label location for APX4000 VHF for MC-EDGE/with LTE options/LoRA options/LTE and LoRA options will be at the same slot.

**Exhibits 3D – Side View (Left)**




**Side View (Left)**

**Exhibits 3E – Side View (Right)**



**Side View (Right)**

**Exhibits 3F – Top View**



**Top View**