


## Setup Photographs

### Part 15B

<Conducted Emission>


mode 5




## &lt;Radiated Emission&gt;

mode 3

LF



HF




**Part 15C BT****<Conducted Emission>**

Remote View




Rear View




## &lt;Radiated Emission&gt;

Z Plane

LF



HF




**Part 15C BLE****<Conducted Emission>****Mode 1**

Remote View




Rear View




## &lt;Radiated Emission&gt;

Z Plane

LF




HF




**Part 15C WLAN****<Conducted Emission>**

Remote View




Rear View



## &lt;Radiated Emission&gt;

## Y Plane

## LF



## HF






**Part 15E B1-4****<Conducted Emission>****Mode 1**

Remote View




Rear View




<Radiated Emission>

X Plane

LF



HF




**Part 15E DFS****Front View**

## Part 22/24/27(2G/3G)

## &lt;Radiated Emission&gt;

X Plane

LF



HF




## Part 22/24/27/90(4G)

## &lt;Radiated Emission&gt;

X Plane

LF



HF

