

Exhibit 7A

FCC/IC Test Setup Photo

Report ID : 26860-RF-00014, 26860-EMC-00073, 26860-EMC-00136
26860-RF-00015, 26860-RF-00016, 26860-RF-00017,
26860-RF-00018, 26860-RF-00019, 26860-RF-00138
26860-EMC-00075, 26860-EMC-00076,
26860-EMC-00077, 26860-EMC-00078,
26860-EMC-000183, 26860-EMC-00186

FCC ID : AZ489FT7161

IC : 109U-89FT7161

Model Number : H25UCF9PW6AN, H15UCF9PW6AN

Table of Contents

- 1.0 Pictures of Test Setup Photo3
- 1.1. Power Line Conducted Emission Test Setup photo (ANSI C63.4:2014)3
 - 1.1.1. Power Line Conducted Emission - Photo Front View3
 - 1.1.2. Power Line Conducted Emission - Photo Side View3
- 1.2. Radiated Emission test setup photo (ANSI C63.26:2015)4
 - 1.2.1. Radiated Emission – Below 1GHz4
 - 1.2.2. Radiated Emission – Above 1GHz.....4
- 1.3. Radiated Emission test setup photo (ANSI C63.10: 2013)5
 - 1.3.1. Radiated Emission – Below 1GHz5
 - 1.3.2. Radiated Emission – Above 1GHz.....5
- 1.4. RF Conducted Emission Test Setup photo.....6
 - 1.4.1. RF Conducted Emission (ANSI C63.26:2015).....6
 - 1.4.2. RF Conducted Emission (ANSI C63.10: 2013).....7

1.0 Pictures of Test Setup Photo

1.1. Power Line Conducted Emission Test Setup photo (ANSI C63.4:2014)

1.1.1. Power Line Conducted Emission - Photo Front View




1.1.2. Power Line Conducted Emission - Photo Side View




1.2. Radiated Emission test setup photo (ANSI C63.26:2015)

1.2.1. Radiated Emission – Below 1GHz




1.2.2. Radiated Emission – Above 1GHz




1.3. Radiated Emission test setup photo (ANSI C63.10: 2013)

1.3.1. Radiated Emission – Below 1GHz



1.3.2. Radiated Emission – Above 1GHz



1.4. RF Conducted Emission Test Setup photo

1.4.1. RF Conducted Emission (ANSI C63.26:2015)



1.4.2. RF Conducted Emission (ANSI C63.10: 2013)



END OF REPORT