

Exhibit 7A

FCC/IC Test Setup Photo

Report ID : 27331-RF-00005, 27331-RF-00006, 27331-RF-00007,
27331-RF-00008, 27331-RF-00009, 27331-RF-00011,
27331-RF-00012, 27331-RF-00013, 27331-RF-00014,
27331-RF-00015, 27331-RF-00016, 27331-RF-00017,
27331-RF-00018, 27331-RF-00019, 27331-RF-00020,
27331-EMC-00022, 27331-EMC-00023, 27331-EMC-00024,
27331-EMC-00025, 27331-EMC-00026, 27331-EMC-00027,
27331-EMC-00028, 27331-EMC-00029, 27331-EMC-00030,
27331-EMC-00031, 27331-EMC-00032, 27331-EMC-00033,
27331-EMC-00034, 27331-EMC-00035

FCC ID : AZ489FT7151

IC : 109U-89FT7151

Model Number : AAH90UCU9RH1AN

Table of Contents

1.0 Pictures of Test Setup Photo for (ANSI C63.4: 2014).....	3
1.1. Power Line Conducted Emission Test Setup photo	3
1.1.1. Power Line Conducted Emission - Photo Front View	3
1.1.2. Power Line Conducted Emission - Photo Side View	3
1.2. Radiated Emission test setup photo for (ANSI C63.26:2015).....	4
1.2.1. Radiated Emission – Below 1GHz	4
1.2.2. Radiated Emission – Above 1GHz.....	4
1.3. Radiated Emission test setup photo for (ANSI C63.10: 2013).....	5
1.3.1. Radiated Emission – Below 1GHz	5
1.3.2. Radiated Emission – Above 1GHz.....	5
1.4. RF Conducted Emission Test Setup photo.....	6
1.4.1. RF Conducted Emission (ANSI C63.26:2015).....	6
1.4.2. RF Conducted Emission (ANSI C63.10: 2013).....	7
1.4.3. RF Conducted Emission (Broadband – ANSI C63.26:2015).....	8

1.0 Pictures of Test Setup Photo for (ANSI C63.4: 2014)

1.1. Power Line Conducted Emission Test Setup photo

1.1.1. Power Line Conducted Emission - Photo Front View

Not applicable. Testing is not required because the radio must be turned off during charging mode

1.1.2. Power Line Conducted Emission - Photo Side View

Not applicable. Testing is not required because the radio must be turned off during charging mode

1.2. Radiated Emission test setup photo for (ANSI C63.26:2015)

1.2.1. Radiated Emission – Below 1GHz




1.2.2. Radiated Emission – Above 1GHz




1.3. Radiated Emission test setup photo for (ANSI C63.10: 2013)

1.3.1. Radiated Emission – Below 1GHz




1.3.2. Radiated Emission – Above 1GHz



1.4. RF Conducted Emission Test Setup photo

1.4.1. RF Conducted Emission (ANSI C63.26:2015)



1.4.2. RF Conducted Emission (ANSI C63.10: 2013)



1.4.3. RF Conducted Emission (Broadband – ANSI C63.26:2015)



END OF REPORT