

**Exhibit 7A**

**FCC/IC Test Setup Photo**

**Report ID** : 19613-RF-00202, 19613-EMC-00215, 19613-RF-00203,  
19613-RF-00204, 19613-RF-00205,  
19613-RF-00206, 19613-RF-00207  
19613-EMC-00216, 19613-EMC-00217,  
19613-EMC-00218,19613-EMC-00228,  
19613-EMC-00230, 19613-EMC-00232

**FCC ID** : AZ489FT7150

**IC** : 109U-89FT7150

**Model Number** : AZH77PCN6TZ5AN

## Table of Contents

- 1.0 Pictures of Test Setup Photo for LMR/BT/BT LE/WLAN 2.4GHz..... 3
  - 1.1. Power Line Conducted Emission Test Setup photo..... 3
    - 1.1.1. Power Line Conducted Emission - Photo Front View..... 3
    - 1.1.2. Power Line Conducted Emission - Photo Side View ..... 3
  - 1.2. Radiated Emission test setup photo for LMR (ANSI C63.26:2015)..... 4
    - 1.2.1. Radiated Emission – Below 1GHz..... 4
    - 1.2.2. Radiated Emission – Above 1GHz ..... 4
  - 1.3. Radiated Emission test setup photo for BT/BT LE/WLAN 2.4GHz (ANSI C63.10: 2013)..... 5
    - 1.3.1. Radiated Emission – Below 1GHz..... 5
    - 1.3.2. Radiated Emission – Above 1GHz ..... 5
  - 1.4. RF Conducted Emission Test Setup photo ..... 6
    - 1.4.1. RF Conducted Emission (LMR – ANSI C63.26:2015)..... 6
    - 1.4.2. RF Conducted Emission (BT/BT LE/WLAN 2.4GHz – ANSI C63.10: 2013) ..... 7

**1.0 Pictures of Test Setup Photo for (ANSI C63.4: 2014)**

**1.1. Power Line Conducted Emission Test Setup photo**

**1.1.1. Power Line Conducted Emission - Photo Front View**


Not applicable. Testing is not required because the radio must be turned off during charging mode

**1.1.2. Power Line Conducted Emission - Photo Side View**

Not applicable. Testing is not required because the radio must be turned off during charging mode

**1.2. Radiated Emission test setup photo for (ANSI C63.26:2015)**

**1.2.1. Radiated Emission – Below 1GHz**



**1.2.2. Radiated Emission – Above 1GHz**




**1.3. Radiated Emission test setup photo for (ANSI C63.10: 2013)**

**1.3.1. Radiated Emission – Below 1GHz**




**1.3.2. Radiated Emission – Above 1GHz**





**1.4. RF Conducted Emission Test Setup photo**

**1.4.1. RF Conducted Emission (ANSI C63.26:2015)**



1.4.2. RF Conducted Emission (ANSI C63.10: 2013)



END OF REPORT