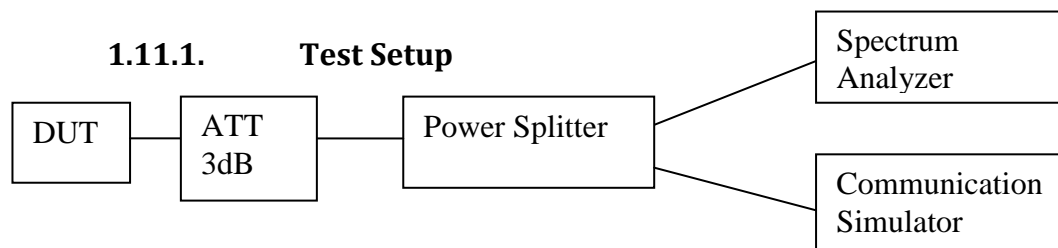


## 1.11. Conducted Spurious Emission



- 1) The DUT transmitter output port was connected to communication simulator with above setup.
- 2) Path loss for the measurement included.
- 3) Set DUT to transmit maximum power through communication simulator.
- 4) Spectrum Analyzer setting, RBW = 1 MHz, VBW = 3 MHz.
- 5) The spurious emission of lowest, middle and highest channels with the highest RF powers were measured.
- 6) Record the maximum trace plot into the test report.

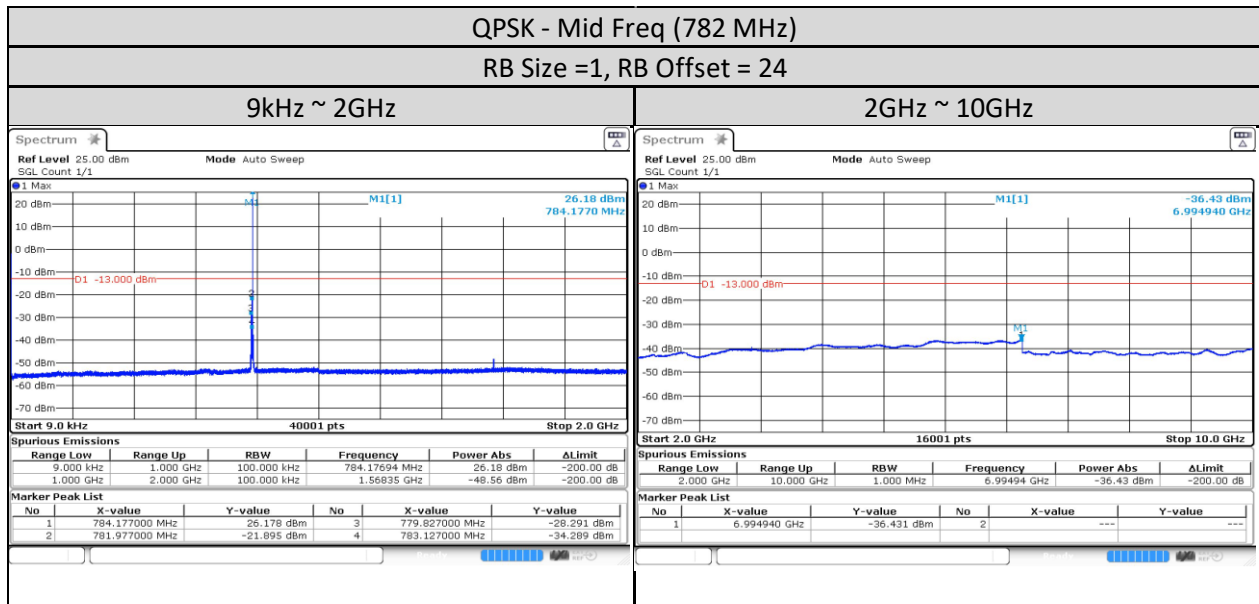
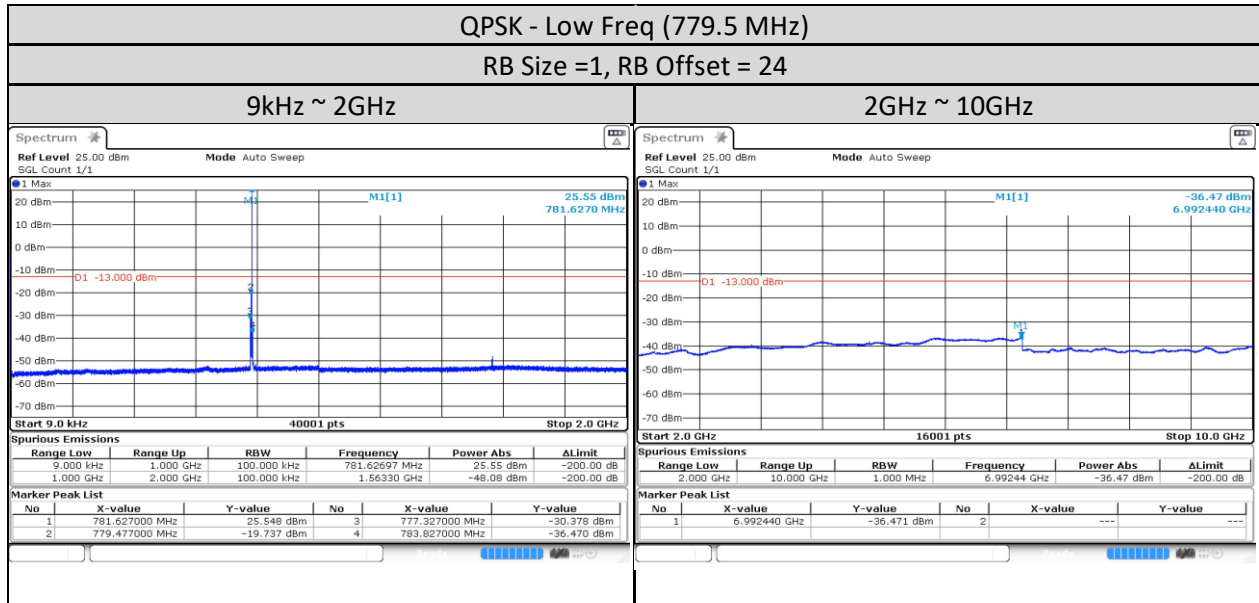
### 1.11.2. Test Limit

For operations in the 746-758 MHz band and the 776-788 MHz band, the power of any emission outside the licensee's frequency band(s) of operation shall be attenuated below the transmitter power (P) within the licensed band(s) of operation, measured in watts, in accordance with the following:

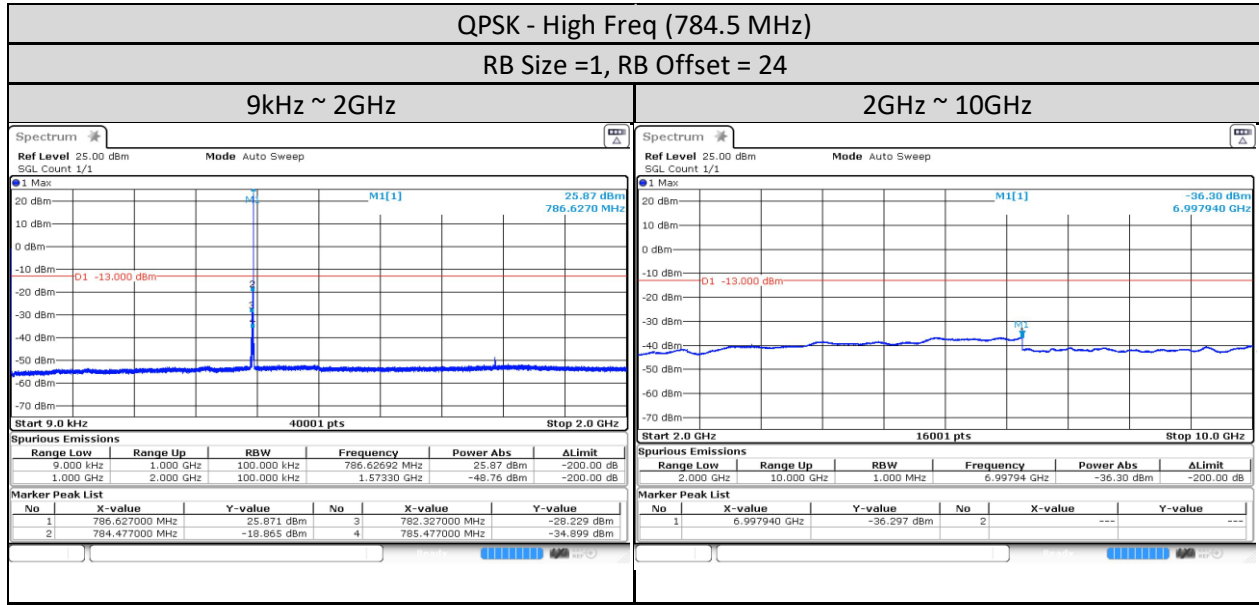
- (1) On any frequency outside the 746-758 MHz band, the power of any emission shall be attenuated outside the band below the transmitter power (P) by at least  $43 + 10 \log (P)$  dB;
- (2) On any frequency outside the 776-788 MHz band, the power of any emission shall be attenuated outside the band below the transmitter power (P) by at least  $43 + 10 \log (P)$  dB;
- (3) On all frequencies between 763-775 MHz and 793-805 MHz, by a factor not less than  $76 + 10 \log (P)$  dB in a 6.25 kHz band segment, for base and fixed stations;
- (4) On all frequencies between 763-775 MHz and 793-805 MHz, by a factor not less than  $65 + 10 \log (P)$  dB in a 6.25 kHz band segment, for mobile and portable stations;
- (5) Compliance with the provisions of paragraphs (1) and (2) of this section is based on the use of measurement instrumentation employing a resolution bandwidth of 100 kHz or greater. However, in the 100 kHz bands immediately outside and adjacent to the frequency block, a resolution bandwidth of at least 30 kHz may be employed;

### 1.11.3. Conducted Spurious Emissions – LTE Band 13 (777-787MHz)

**5MHz**







**10MHz**

