

**Exhibit 7A**

**FCC/IC Test Setup Photo – 900MHz ISM**

**Report ID** : 27179-RF-00004, 27179-EMC-00013  
**FCC ID** : AZ489FT7146  
**IC** : 109U-89FT7146  
**Model Number(HVIN):** DLR110NBHLAA (HVIN:DLR110NB1)

## Table of Contents

1.0 Pictures of Test Setup Photo for 900MHz ISM.....	3
1.1. Power Line Conducted Emission Test Setup photo .....	3
Power Line Conducted Emission - Photo Front View.....	3
Power Line Conducted Emission - Photo Side View.....	3
1.2. Radiated Emission test setup photo.....	4
1.2.1 Radiated Emission – Below 1GHz .....	4
1.2.2 Radiated Emission – Above 1GHz .....	4
1.3. RF Conducted Emission Test Setup photo .....	5
1.3.1 RF Conducted Emission.....	5

## **1.0 Pictures of Test Setup Photo for 900MHz ISM**

### **1.1. Power Line Conducted Emission Test Setup photo**

#### **Power Line Conducted Emission - Photo Front View**


Not applicable. Testing is not required because the radio must be turned off during charging mode

#### **Power Line Conducted Emission - Photo Side View**


Not applicable. Testing is not required because the radio must be turned off during charging mode

## 1.2. Radiated Emission test setup photo

### 1.2.1 Radiated Emission – Below 1GHz




### 1.2.2 Radiated Emission – Above 1GHz



### 1.3. RF Conducted Emission Test Setup photo

#### 1.3.1 RF Conducted Emission



END OF REPORT